Energizing & Equipping Local Churches

REPORT CARD

GRADING PERIOD 2010	STATS	+ or -	GRADE
Worship Attendance	46,920	764	B
Professions of Faith	2,007	-92	N
Number of Small Groups	5,057	-50	N
Number of Disciples Engaged in Missions	8,759	1,668	B
Number of Persons Impacted by Missions	222,950	1,999	B
Amount of money given in Mission	$6,162,611	-$191,897	N

A = Excellent B = Good C = Satisfactory N = Needs Improvement
U = Unsatisfactory I = Insufficient/Incomplete

Student: **Central Texas Conference**
United Methodist Church

Year: **2011 Journal**

Making Disciples of Jesus Christ for the Transformation of the World

http://ctcumc.org/

OFFICIAL JOURNAL

2011

CENTRAL TEXAS

ANNUAL CONFERENCE

Of

The United Methodist Church

BEING THE

One hundred and forty fifth annual session since organization
Forty fourth session since the organization of the
United Methodist Church

Forty second session since merger of the previous
Central Texas Conference with a group of churches of the previous
West Texas Conference
Held in Waco, Texas, June 5–8, 2011

Rev. Randy Wild, Editor
Associate Editor, Nancy Schusler

Permanent records of the Central Texas Conference are located
in the Archives and History Depository. Current records are in possession
of the conference secretary in fireproof cabinets.

The Archives and History Depository for the Central Texas Conference is
The West Library at Texas Wesleyan University, Fort Worth, Texas.

Printed by 4 Color Press
Fort Worth, Texas

Table of Contents

I. Officers Of The Annual Conference 8
II. Boards, Councils, Teams, Commissions, Committees 12
III. Roll of the Conference 26
IV. Daily Proceedings 84
V. The Business of the Annual Conference 101
VI. Appointments 137
VII. Reports 159
VIII. Memoirs 311
IX. Roll of Deceased Ministerial Members 318
X. Historical 324
XI. Guiding Principles and Best Practices 325
XII. Policies and Procedures 325
XIII. Pastoral Records 343
XIV. Financial Statements 356
XV. Statistical Tables 389



BISHOP J. MICHAEL LOWRY
Resident Bishop, Central Texas Conference
The United Methodist Church



THE EXTENDED CABINET

Back Row: *Rankin Koch, Bob Holloway, Steve McIver, Gary Lindley, Randy Wild*
Middle Row: Virginia O. *"Ginger" Bassford, Don Scott, Georgia Adamson, Harvey Ozmer*
Front Row: *Rod Miles, Bishop Mike Lowry, Carol Woods*



RETIREES

Back Row: *Harvey Ozmer, Beverly Tye, Sharon Robertson, Dale Waser*
Front Row: *Gerald "Jerry" Irvin, Bishop Mike Lowry, Rod Miles*



RETIREES
Bishop Mike Lowry, Brenda Wier



ELDERS IN FULL CONNECTION
Back Row: Krista Ingram, Katherine "Katie" Meek, Joel Robbins, Lori Cotton, Yvonne Coon
Middle Row: Jason Valendy, Amy Forsythe, David McMinn, Laura Arellano-Davis
Front Row: Lee Trigg, Louis Carr, Bishop Mike Lowry, Ramon Smith, Jonathan Mellette



DEACONS IN FULL CONNECTION
Miriam Georg, Bishop Mike Lowry, Matthew Ybañez



PROBATIONARY ELDERS
<u>Back Row:</u> James Lawrence "Larry" Duggins, Arlene Turner, Harrell Braddock, Jr. John Nader, Bishop Mike Lowry, Bradley "Brad" Slaten



ASSOCIATE MEMBER
Bishop Mike Lowry, Robyn Young

I. Officers Of The Annual Conference

President - Bishop J. Michael Lowry, 464 Bailey, Fort Worth 76107; 817/877-5222, 800/460-8622, FAX 817/332-4609; bishop@ctcumc.org

Secretary – Randy Wild, 464 Bailey, Fort Worth 76107; 817/877-5222, 800/460-8622, FAX 817/338-4541; randy@ctcumc.org

Treasurer – David Stinson, 464 Bailey, Fort Worth 76107; 817/877-5222, 800/460-8622, FAX 817/338-4541; david@ctcumc.org.

Statistician - John Dirk, 21000 Woodway Drive, Waco 76712; 254/751-0411, FAX 254/399-6731

Lay Leader – Steve McIver, PO Box 545, Ferris 75125; 972/576-0988, 214/946-3353

Conference Service Center
464 Bailey Avenue, Fort Worth 76107; 817/877-5222,
800/460-8622, FAX 817/338-4541; www.ctcumc.org

Center for Leadership
Assistant to Bishop and Executive Director – **Georgia Adamson**
Center Administrator – **Susan Briles**
Director of Communications and IT – **J. Vance Morton**
IT Coordinator – **Calvin Scott**

Center for Evangelism and Church Growth
Executive Director – **Gary Lindley**
Director of Operations – **Jeff Jones**
Specialist: Youth & Young Adults – **Leanne Johnston**
Center Support – **Amy Banta**

Center for Missions Support
Executive Director – **Randy Wild**
Center Administrator – **Nancy Schusler**
Director of Missions – **Dawne Phillips**
Mission Experience Coordinator – **Kyland Dobbins**
Archives and History – **Calvin Scott**
Comptroller – **David Stinson**
Benefits – **Shawn-Marie Riley**
Financial Assistant – **Donna Piper**
Center Support – **Madora Ratliff**
Hospitality – **Stephanie Mejia**
Hospitality – **Alyssum Power**

Board Of Ordained Ministry
Assistant – Kathy Ezell
464 Bailey, Fort Worth 76107
682/235-1037, FAX 817/338-4541; kathyezell@ctcumc.org

Central Texas Methodist Foundation
3215 West 4th Street, Fort Worth 76107;
817/332-1394, 800/333-4096, FAX 817/332-2369
President - Patricia Sprayberry-Hall, pat@ctmf.org
Director of Operations - Beverly Hansen, beverly@ctmf.org

District Offices

Central – Don Scott, District Superintendent
Physical Address: 1512 Lake Air Suite #112, Waco 76710
Mailing Address: PO Box 20755, Waco 76702
254/776-8740, FAX 866/563-2008
centraldistrict@ctcumc.org
Cathy Moore, District Administrator

East – Bob Holloway, District Superintendent
6815 Manhattan Blvd, Suite 112, Ft. Worth 76120-1204
817/451-7796, FAX 877/678-3750
eastdistrict@ctcumc.org
Clara Downey, District Administrator

North – Virginia O. (Ginger) Bassford, District Superintendent
Physical Address: 1421 Sloan St, Weatherford 76086
Mailing Address: PO Box 67, Weatherford 76086
817/599-9541, 888/423-5378, FAX 817/599-9547
northdistrict@ctcumc.org
Shelia Bybee, District Administrator

South - Rankin Koch, District Superintendent
Physical Address: 102 North 2nd Street, Temple, TX 76501
Mailing Address: P.O. Box 1997, Temple, TX, 76503-1997
254/773-2481, FAX 773-4163
southdistrict@ctcumc.org
Amy Robbins, District Administrator

West – Carol Woods, District Superintendent
Physical Address: 422 W. Washington, Stephenville, TX 76401
Mailing Address: PO Box 2570, Stephenville, TX 76401
254/965-2594, FAX 254/965-3317
westdistrict@ctcumc.org
Carolyn Jamar, District Administrator

Officers of Institutions Relating to the Conference

ALDERSGATE ENRICHMENT CENTER – Executive Director, Michelle Thomas, Box 1406, Brownwood 76804; 325/646-5608

CENTRAL TEXAS METHODIST FOUNDATION – President, Pat Sprayberry-Hall, 3215 W. 4TH St., Fort Worth 76107; 817/332-1394

HUSTON-TILLOTSON UNIVERSITY – President, Larry L. Earvin, 900 Chicon Street, Austin 78702; 512/505-3000, FAX 512/505-3190

LYDIA PATTERSON INSTITUTE – President, Socorro deAnda, Box 11, El Paso 79940; 915/533-8286

METHODIST CHILDREN'S HOME – President, Tim Brown, 1111 Herring Ave., Waco 76708; 254/753-0181, 800/964-9226; FAX 254/755-7609

METHODIST MISSION HOME – Executive Director, Jennifer Sample, 6487 Whitby, San Antonio 78240; 210/696-2410, 800/284-0410, FAX 210/699-1866

MOUNT SEQUOYAH – Executive Team, John & Sheri Altland, 150 NW Skyline Drive, Fayetteville, Arkansas 72701; 479/443-4531, FAX 479/443-4569;

PERKINS SCHOOL OF THEOLOGY – Dean, Dr. William B. Lawrence, Perkins School of Theology, PO Box 750133, Dallas 75275; 214/768-2534

SAINT PAUL SCHOOL OF THEOLOGY – President, Myron F. McCoy 5123 Truman Road, Kansas City, MO 64127; 816/483-9600

SOUTH CENTRAL JURISDICTION – Executive Director of Mission and Administration, David Severe, PO Box 61069 Oklahoma City, OK 73146; 405/202-9846

SOUTHERN METHODIST UNIVERSITY – President, R. Gerald Turner, PO Box 750100, Dallas 75275; 214/768-3300

SOUTHWESTERN UNIVERSITY – President, Jake Schrum, Box 770, Georgetown 78627-0770; 512/863-6511, FAX 512/863-5788; www.southwestern.edu

TEXAS HEALTH HARRIS METHODIST – Chaplain/Director of Golden Cross, Rev. Dr. Eric Smith, 1301 Pennsylvania, Ft. Worth 76104; 817/882-2092

TEXAS HEALTH RESOURCE SYSTEM – President & CEO, Doug Hawthorne, 612 E. Lamar Blvd., Suite 900, Arlington 76011; 682/236-7900, FAX 817/462-7883

TEXAS HEALTH RESOURCE SYSTEM – Senior Executive Vice President, Barclay Berdan, 612 E. Lamar Blvd Suite 900, Arlington 76011; 682-236-7900

TEXAS UNITED METHODIST COLLEGE ASSOCIATION – President, Bishop Dan Solomon, McMurry Station, Box 206, Abilene 79697; 325/793-3805; tumca@mcm.edu.net

TEXAS METHODIST FOUNDATION – President, Thomas R. Locke, 11709 Boulder Lane, Suite #100, Austin 78726-1808; 512/331-9971, 800/933-5502, FAX 512/331-0670

TEXAS METHODIST FOUNDATION – Field Staff for Central Texas, Henry Radde, 464 Bailey, Suite 100, Fort Worth 76107; 817/336-0477, FAX 817/336-0478

TEXAS WESLEYAN UNIVERSITY – President, Frederick G. Slabach, 1201 Wesleyan, Fort Worth 76105; 817/531-4444, FAX 817/531-4425

WESLEYAN HOME – Administrator, Chris Spence, 139 Estrella, Georgetown 78628; 512/868-1205

General Conference Delegates

CLERGY

Michael McKee	PO Box 1461, Hurst 76053	(817) 282-7384-w (817) 285-8066-h	mmckee@fumchurst.org
Tim Bruster	800 W 5th Street, Fort Worth 76102	(817) 339-5060-w (817) 885-7805-h	tbruster@myfumc.org
Mary Spradlin	4200 Camp Bowie, Fort Worth, TX 76107	(817) 737-3161-w (817) 909-4248-h	revspradlin@gmail.com
Brenda Wier	334 Cove Road, Gordon, TX 76453	(940) 769-4420-h	Brenda.weir@yahoo.com
John McKellar	185 S White's Chapel Road, Southlake 76092	(817) 481-4147-w (817) 431-9374-h	jmckellar@whiteschapelumc.com
Debra Crumpton	6200 Williams Drive, Georgetown 78628	(512) 930-5959-w (512) 869-7838-h	crumptond@wellumc.org

LAY

Tom Harkrider	6658 Gascony Place, Fort Worth 76132	(817) 882-4710-w (817) 423-0615-h	harky2012@att.net
Steve McIver	PO Box 545, Ferris 75125	(972) 576-0988-h (214) 946-3353-w	smciver635@aol.com
Ethan Gregory	PO Box 1283, Mineral Wells, TX 76068	(940) 325-6584-h	egregory@smu.edu
Kim Simpson	3905 Lake Powell Drive, Arlington 76016	(817) 478-0869-h	kimsimpson1@tx.rr.com
Ed Komandosky	2207 Gladnell Street, Taylor 76574	(512) 365-7396-h	ekomandosky@austin.rr.com
Carolyn Stephens	9104 Dove Ct., Fort Worth, TX 76126	(817) 249-0193-h	carumc@aol.com

Jurisdictional Conference Delegates

CLERGY

Tom Robbins	PO Box 773, Temple TX 76503	(254) 722-4000-w (254) 773-5269-h	tom.robbins@fumctemple.org
Clifton Howard	2045 SE Green Oaks Blvd, Arlington 76018	(817) 465-3043-w	pastor@sa-umc.org
Chris Hayes	1025 Johnson Rd., Keller, TX 76248	(817) 431-1332-w (817) 337-5710-h	chrish@kllerumc.org
Jeannie Trevino-Teddlie	2320 Primrose, Fort Worth 76111	(214) 768-2768-w (817) 834-0471-h	jtrevted@smu.edu
Paul Gravley	310 Rio Grande Ave., Hutto, TX 78634	(512) 846-1707-w (512) 686-2740-h	paul.gravley@huttodiscovery.org
Jerry Chism	2621 Bedford Rd., Bedford, TX 76021	(817) 354-9038-w (817) 735-9407-h	chism53@gmail.com

LAY

Paula Whitbeck	106 Walnut Tree Loop, Georgetown 78628	(800) 269-2244 Ext.4695-w (512) 868-1460-h	Paula_Whitbeck@gbophb.org
Cynthia Rives	2131 Woodland, Stephenville, TX 76401	(254) 968-5785-h	cynrives@yahoo.com
Mary Percifield	PO Box 673, Alvarado, TX 76009	(817) 790-2295-h	maryhp@academicplanet.com
Darcy Deupree	6402 County Day Trail, Ft. Worth, TX 76132	(817) 319-9076-w (817) 319-9076-h	darcy_deupree@yahoo.com
Joan Gaspard	504 Englewood Lane, Hurst 76053	(817) 284-8372-w (817) 399-2715-h	tenniep@yahoo.com
Corliss McBride	5618 Wilshire Drive, Waco 76710	(254) 776-4499-w (254) 776-4499-h	corlissm@msn.com

Jurisdictional Conference Alternate Delegates

CLERGY

Randy Wild	464 Bailey Ave., Fort Worth, TX 76107	(817) 877-5222-w (817) 572-3179-h	randy@ctcumc.org
Karen Greenwaldt	PO Box 340003, Nashville, TN 37203	(615) 340-7022-w (615) 227-8050-h	kgreenwaldt@gbod.org
Lara Whitley	2617 Crestwood Dr., Burleson, TX 76028	(817) 558-9801-w	larawhitley@gmail.com
Mike Ramsdell	777 N. Walnut Creek, Mansfield, TX 76003	(817) 477-2287-w (817) 475-4636-h	mike@firstmethodistmansfield.org

LAY

Darlene Alfred	2811 Chisholm Trail, Salado, TX 76571	(254) 526-0382-w (254) 526-0382-h	dralfred@earthlink.net
Edith Jones	4113 Willow Way, Fort Worth, TX 76133	(817) 292-5668-h	edithsjones@hotmail.com
Joseph Boatman	1115 Shady Oak Trail, Mansfield, TX 76063	(817) 473-2401-h	jeboat@flash.net
Gayland Daugherty	1600 Highway 588, Comanche, TX 76442	(254) 842-5514-h	gedaugh@cctc.net

II. Boards, Councils, Teams, Commissions, Committees

Core Leadership Team

Bishop: Michael Lowry, 464 Bailey Ave, Fort Worth 76107-2153; 817/877-5222, 800/460-8622
Conference Lay Leader: Steve McIver, PO Box 545, Ferris 75125; 214/946-3353, 972/576-0988
One Lay member from each geographic district:
East: Kim Simpson, 3905 Lake Powell Drive, Arlington 76016, 817/478-0869
South: Darlene Alfred, 2811 Chisholm Trail, Salado 76571, 254/947-8188
Central: Lisa Shaver, 2208 N. 52nd Street, Waco 76710, 254/715-7000
North: Darcy Deupree, 6402 County Day Trail, Ft. Worth 76132, 817/319-9076
West: Kevin Caraway, 309 CR 4511, DeLeon 76444, 254/893-5629
Three at-large members appointed by the Bishop:
Andrew Nunley, PO Box 15855, Fort worth 76119, 817/921-5673
Paul Gravley, PO Box 426, Hutto 78634, 512/846/1707

Assistant to Bishop and the Executive Director of the Center for Leadership: Georgia Adamson, 464 Bailey Ave, Fort Worth 76107-2153; 817/877-5222, 800/460-8622
Executive Director of the Center for Mission Support: Randy Wild, 464 Bailey Ave, Fort Worth 76107-2153; 817/877-5222, 800/460-8622
Executive Director of the Center for Evangelism and Church Growth: Gary Lindley, 464 Bailey Ave, Fort Worth 76107-2153; 817/877-5222, 800/460-8622
Cabinet Dean: Bob Holloway, 6815 Manhattan Blvd., #120, Fort Worth, 76120; 817/451-7796

Conference Committee on Nominations and Leadership Team

Chair: Bishop Mike Lowry
Vice-Chair/Secretary: Georgia Adamson
District Superintendents:
North: Virginia O. (Ginger) Bassford, PO Box 67, Weatherford 76086, 817/599-9541, 888/423-5378
South: Rankin Koch, P. O. Box 1997, Temple 76503-1997, 254/773-2481,773-2546
East: Bob Holloway; 6815 Manhattan Blvd., Fort Worth 76120, 817/451/7796
West: Carol Woods, PO Box 2570, Stephenville, TX 76401, 254/965-2594, 855/965-2594
Central: Don Scott; PO Box 20755, Waco 76702, 254/776-8740
Lay Leader: Steve McIver, PO Box 545, Ferris 75125; 214/946-3353, 972/576-0988
UMW President: Cynthia Rives, 2131 Woodland, Stephenville 76401; 254/968/5785
UMM President: Joe Boatman, 1115 Shady Oak Trail, Mansfield 76063, 817/473-2401, 917-2190
Student Leadership Team President: Marianne Brown, 835 E. Lamar #233, Arlington 76013, 682/365-9811
Youth Representative:
Representative Commission on Inclusiveness: Pat Loomis, 614 Goldeneye Dr., Granbury 76049; 817/579/7102

One lay leader or district designee from each of the 6 districts and one clergy from each of the 6 districts:
Clergy:
New Church Starts: Shelia Fiorella, 7124 Layla Rd, Arlington 76016, 817/478-2486
East District: Michael Dawson, 5601 Pleasant Run Rd, Colleyville 76034, 817/281-5254
South District: Stephen Schmidt, 101 West Avenue F, Copperas Cove 76522, 254/547-3729
Central District: Mike Alexander, 310 North 15th Street, Corsicana 75110, 903/874-5656
North District:
West District: Matt Hall, PO Box 386, Hamilton 76531, 254/386-8155

Lay:
East District: Chris Buse, 143 Driftwood, Waxahachie 75165, 903/938-1329
South District: Wayne Matthews, 6200 W. FM 436, Temple 76513, 254/939-0208
Central District: Michael Miller, 503 S. Ross, Mexia 76667, 254/562-7286
North District:
West District: Jerry Bloodworth, 1135 CR 516, Hamilton 76531, 409/767-1176

Ex-Offico:
Assistant to the Bishop and the Executive Director of the Center for Leadership: Georgia Adamson, 464 Bailey Ave, Fort Worth 76107-2153; 817/877-5222, 800/460-8622
Executive Director of the Center for Mission Support: Randy Wild, 464 Bailey Ave, Fort Worth 76107-2153; 817/877-5222, 800/460-8622
Executive Director of the Center for Evangelism and Church Growth: Gary Lindley, 464 Bailey Ave, Fort Worth 76107-2153; 817/877-5222, 800/460-8622

District Boards of Church Location and Building

Central District:
Class of 2012:
Denise Rogers, 2801 Robinson Drive, Waco 76706, 254/662-3155
Carolyn Smathers, 2119 Meadow Rd. Waco 76710, 254/723-2156
Class of 2013:
Greg Way, PO Box 203, Leroy 76654, 254/822-1278
Lee Auvenshine, 112 Mockingbird Lane, Hillsboro 76645, 254/582-3061
Class of 2014:
Mike Hall, PO Box 386, Hamilton 76531, 254/386-8155
Jon Spellman,

East District:
Class of 2012:
Allyson Paxton, 800 South Ninth Street, Midolthian 76065, 972/775-3993
Bill Asher, 5509 Grantmont, Arlington 76016, 817/451-5827
Bill Boyd, PO Box 146, Kennedale 76060, 817/478-5811
Sharon Conger, 5202 Wind Rock Ct, Arlington 76017, 817/478-1372
Viola Dean, 5121 Almena Rd. Fort Worth, 76114, 817/626-0254
Sylvester Key, 3401 Mountcastle, Fort Worth 76119, 817/468-6042
Sterling Langford,
Mike Love, 4101 Shagbark Street, Fort Worth 76137, 817/232-4075
Keith Murray, 300 North Sherman, Ennis 75119, 972/875-7491
Bruce Orr

North District:
Class of 2012:
Ben Disney, 5001 Briarhaven, Fort Worth 76109, 817/731-0701
Gena Anderson, 800 West Fifth Street, Fort Worth 76102 817/336-7277
Ashley Conlon, 3402 Cliff View Loop, Waxahachie 75165, 817/596-9446
Class of 2013:
Dean Posey, 200 Church Street, Azle 76020, 817/444-3323
Bill Scott,
Mike Ford, PO Box 488, Glen Rose 76043, 254/897-3195
Class of 2014:
Glenn Jones, 301 South Main Street, Weatherford 76086, 817/599-4231
Eric Smith, 6105 Pecan Circle, Alvarado 76009, 817/890-0703

South District:
Class of 2012:

Tom Robbins, PO Box 773, Temple TX 76503 254/722-4000
Kissa Vaughn, PO Box 9, Troy 76579; 254/938-2364
John Cunningham,
Wayne Matthews, 6200 W. FM 436, Temple 76513, 254/939-0208
Travis Franklin, P. O. Box 771, Salado 76571, 254/947-5482
Skip Blancett, 507 North 8th Street, Killeen 76541, 254/634-6363
Phil Snyder,
Perry Cloud,
Ron Bellomy, 311 E. University, Georgetown 78626, 254/863-5886
Lenox Alfred,
Richard Elliot,
Steve Buchele, 16321 Great Oaks Drive, Round Rock 78681, 512/244-2175

West District:

Class of 2012:
Howard Martin, PO Box 173, Stephenville 76401, 254/965-5046
Gary Torian, PO Box 305, Olney 76374, 940/564-5622
Wayne Lewis, PO Box 768, Bangs 76823, 325/752-6323

Class of 2013:
Joe Chamness, PO Box 1466, Mineral Wells 76068, 940/325-4707
Jannette Miller, 1510 West Elliott, Breckenridge 76424, 254/559-2079

Class of 2014:
Richard Reed, PO Box 88, Graham 76450, 940/549-0970
Nancy Brown, 300 S Austin St, DeLeon 76444, 254/893-6271

Board of Laity

Chair - Lay Leader Steve McIver, PO Box 545, Ferris 75125; 214/946-3353, 972/576-0988
Associate Lay Leader: Kim Simpson, 3905 Lake Powell Dr., Arlington 76016, 817/478-0869, 817/296-0018
Director of Lay Speaking: Melissa Osborne, 121 S. Scurry, Gorman 76454, 254/734-2849

District Lay Leaders:

Central District: Michael Miller, 503 S. Ross, Mexia 76667, 254/562-7286
North District: Tom Harkrider, 6658 Gascony Place, Ft. Worth 76132, 817/423-0615
West District: Emily Crawford, 1803 Austin Avenue, Brownwood 76801, 325/998-2359
East District: Cliff Dobbins, 2908 Hunting Drive, Fort Worth 76119, 817/534-6474
South District: Wayne Matthews, 6200 W. FM 436, Temple 76513, 254/939-0208

Young People Representative (one young adult, age 18 – 30):

Central District:
North District:
West District: Will McClammy
East District: Amanda Sargent
South District:

Bishop Mike Lowry, 464 Bailey Ave, Fort Worth 76107-2153; 817/877-5222, 800/460-8622
Assistant to Bishop and the Executive Director of the Center for Leadership: Georgia Adamson, 464 Bailey Ave, Fort Worth 76107-2153; 817/877-5222, 800/460-8622

Lay Speaking Ministries

District Chair of Lay Speaking:

Central District:
North District:
West District: Kevin and Lee Anne Morton, PO Box 305, Burkett 76828, 325/624-5634
East District: Chris Buse, 143 Driftwood, Waxahachie 75165, 903/938-1329
South District: Pam Dieckert, 2103 N. Wheat Rd., #700, Belton 76513, 254/939-5413

2011 Connectional Table

(One year left of quadrennium)

Emmaus Board of Director's Representative: Richard Thompson, 14409 Oceanna Court, Austin 78728, 512/251-0082
Restorative Justice Ministries: Penny Yaites, PO Box 163674, Fort Worth 76161, 817/306-1843
Mexico Covenant: David Chavez, 2720 Maegen Circle, Fort Worth 76112, 817/487-3466
Health and Welfare Chair: Lara Whitley, 2617 Crestwood Drive, Burleson 76028, 817/558-9801
Church and Society Chair: Stephen Schmidt, 101 W. Avenue F, Copperas Cove 76522, 254/547-8884
Conference United Methodist Women President: Cynthia Rives, 2131 Woodland, Stephenville 76401, 254/968-5785
Conference United Methodist Men President: Joe Boatman, 1115 Shady Oak Trail, Mansfield 76063, 817/473-2401
Student Leadership Team Representative: Marianne Brown, 835 E Lamar Blvd #233, Arlington 76011, 682/365-9811
Division of Ministry with Young Adults Representative: Stefanie Schutz, 108 Serenada Drive, Georgetown 78628, 512/818-7611
Christian Unity and Iterreligious Chair: Claire Ann Stegman, 8401 Orleans Lane, Fort Worth 76123, 817/292-6252
Inclusiveness Chair: Pat Loomis, 614 Goldeneye Drive, Granbury 76049, 817/579-7102
General Board of Church and Society Representative: Mike McKee, PO Box 1461, Hurst 76053, 817/282-7384
United Methodist Publishing House Representative: J. Eric McKinney, PO Box 881, Georgetown 78627, 512/635-0755
Genreal Board of Higher Education and Ministry Representative: Kim Simpson, 3905 Lake Powell Drive, Arlington 76016, 817/478-0869
Archives and History: Michael Patison, 3221 Stadium Drive, Fort Worth 76109, 817/924-9118
Secretary of Global Missions: Dawne Phillips, 464 Bailey Avenue, Fort Worth 76107, 817/877-5222

Commission on Archives and History

Chair: Michael Patison, 3221 Stadium Dr, Fort Worth 76109; 817/924-9118
Vice Chair: Joneta Gaffin, 5105 Bueno Dr, Granbury 76049-5149; 817/326-4423
Secretary: Robyn Young, 304 Line Street, Hillsboro 76645; 254/290-6888
Archivist: Calvin Scott, Texas Wesleyan University West Library, 1201 Wesleyan, Fort Worth 76105; 817/531-6550; calvinscott@ctcumc.org
Conference Historian: Michael Patison, 3221 Stadium Dr, Fort Worth 76109; 817/924-9118
West Library Contact: Louis Sherwood, 817/531-4822
One Clergy from each District:
- **North**: Art Torpy, 354 Dalhart Drive, Weatherford 76086, 817/594-2606
- **East**: Deecee Horton; 5011 W. Pleasant Ridge, Arlington 76016, 817/483-1667
- **South**: Travis Summerlin, PO Box 851, Taylor 76574; 512/365-3756, 352-2244
- **West**: John Clifford, 1307 Sherry Lane, Early 76802; 325/ 646-2300
- **Central**: Bruce Carpenter, 2308 N Bowie, Corsicana 75110; 903/874-4413, 874-3133

One Lay person from each District:
- **North**: Laura Matsen
- **East**: Jane Tecklenberg, 250 E Debbie Lane, Apt #2207, Mansfield 76063; 817/366-3994
- **South**: Ed Komandosky, 2207 Gladnell St., Taylor 76574; 512/365-7396
- **West**: Mary Pitcock; 349 FM 209, Graham 76450; 940/549-1120
- **Central**: Tebertha McGowan; 2018 Broadway, Waco 76704; 254/ 799-9480

Committee on the Episcopacy

Chair: Bliss Dodd
Vice Chair: John McKellar
Secretary: Laura Cloud
Laywomen: (3)
Cindy Damon, PO Box 6, Crawford 76638; 254/857-8909, 486-2392, 722-5612
Laura Cloud, 4315 High Bluff, Temple 76502; 254/778-6492
Joann Ranton, 121 Redman, Waxahachie 75165; 972/937-5988
Laymen: (3)
Steve Almquist, PO Box 486, Hamilton 76531; 254/386-8860
Jack Barrett, 5207 Leesburg Rd., Arlington 76017; 817/572-4244, 235-7896
Gary Cumbie, 400 Willow Ridge Rd, Fort Worth 76103; 817/515-5055, 457-3843, 992-0097
Clergy: (3)
Brenda Adkins, 1929 Savannah, Round Rock 78681, 255-9277, 659-5020
Jerry Chism, 2621 Bedford Road, Bedford 76021; 817/ 354-9038
Debra Crumpton, 6200 Williams Dr, Georgetown 78633; 512/930-5959, 869-7838, 677-3885
Additional Members (2) (Youth):
Stefanie Schultz, 108 Serenada, Georgetown 78628; 512/818-7611
Carly Payne, 3218 County Road 2013, Walnut Springs 76690; 254/797-0150, 396-5674
Ex officio: General Committee on Episcopacy members
Tim Bruster, 800 W Fifth St, Fort Worth 76102; 817/336-7277, 885-7805
Bliss Dodd, 829 Timberhill Dr, Hurst 76053; 817/284-5228
Conference Lay Leader: Steve McIver, PO Box 545, Ferris 75125; 214/946-3353, 972/576-0988
Bishop's Appointees: (3)
Tom Harkrider, 6658 Gascony Place, Fort Worth 76132, 817/882-4710
Ed Komandosky, 2207 Gladnell St, Taylor 76574; 512/365-7396
John McKellar, 185 S White's Chapel, Southlake 76092; 817/481-4147, 431-9374

Book of Discipline (2008 ¶637)

Committee on Episcopal Residence

Chair: Jack Barrett, 5207 Leesburg Rd., Arlington 76017; 817/572-4244, 235-7896
Committee on Episcopacy Chair: Bliss Dodd, 829 Timberhill Dr, Hurst 76053; 817/284-5228
Council on Finance and Administration President: John McKellar, 185 S Whites Chapel Blvd, Southlake 76092; 817/481-4147, 431-9374
Board of Trustees President: Earl Wood, 400 Bluff Ridge Road, Weatherford 76087; 817/922-9300

Book of Discipline (2008 ¶638)

Commission on Equitable Compensation and Clergy Benefits

Chair: Laraine Waughtal
Vice-Chair: John Waters
Secretary: David Alexander
Class of 2012-2016:
Lay: (3)
Edie Jones, 4113 Willow Way Rd, Fort Worth 76133; 817/292-5668, 614-2058
Johnel Louie, 5415 Summerwood Dr, Temple 76502-8806; 254/791-1435
Bob King, 1608 Stonegate, Weatherford 76033; 817/641-9873, 645-2134, 999-8963
Clergy: (4)
David Alexander, 777 N Walnut Creek Dr, Mansfield 76063; 817/477-2287, 266-4178
Luther Henry, 637 Windsor Dr, Fort Worth 76140; 817/483-1667, 568-1134, 266-1522
Danny Niedecken, 1109 W Henderson, Cleburne 76033; 817/964-8651
Jana Wear, 222 Fiddlers Trail, Weatherford 76087; 817/832-6250, 613-0803

Class of 2012:
Lay: (4)
Maurice Barksdale, 2400 Table Rock Court, Arlington 76006; 817/640-7218
Wesley Slimp, 22828 FM 4 S, Lipan 76462; 254/646-3131
Jack Thompson, 4300 Hidden Valley Court, Colleyville 76034; 817/498-4330
John Waters, 6295 FM 660, Ennis 75119; 972/846-2027
Clergy (3):
Tiffany Danna, 3433 Fall Creek Hwy, Granbury 76049; 254/654-3979
Johnny Miller, 5505 S 31st St, Temple 76502; 254/773-3021
Laraine Waughtal, PO Box 117, Bluff Dale 76433; 940/595-1503

Cabinet Representative: Carol Woods, PO Box 2570, Stephenville, TX 76401, 254/965-2594
Executive Director of Center for Mission Support: Randy Wild, 464 Bailey Ave., Fort Worth 76107, 817/877-5222

Book of Discipline (2008 ¶625)

Council on Finance and Administration

President: John McKellar
Vice President: Walt Milner
Secretary: Jerry Chism
Lay:
West: Jim Shafer, 1007 Shady Oaks, Hamilton 76531; 254/386-3151, 386-3231 (2012-2016)
North: Earl Cox, PO Box 122748; Fort Worth 76121; 817/735-9531, 738-0883, 937-8526 (2012)
East: Walt Milner, 1705 Arthur, Colleyville 76034; 817/283-6450 (2012-2016)
South: Clay Roming, 1008 County Rd. 452, Eddy 76524; 254/773-3731, 859-5697 (2012)
Central: Lonnie McBride, 5618 Wilshire Dr, Waco 76710; 254/750-5710, 776-4499 (2012)
At-Large: Mary Whittington, 301 HCR 1433, Covington 76636; 254/854-2228 (2012-2016)
Mildred Townsend, PO Box 114, Cleburne 76033; 817/645-6392 (2012)
Pat Bonds, 1201 CR 701A, Cleburne 76031; 817/641-9995 (2012-2016)
Clergy:
David Adkins, PO Box 1448, Round Rock 78680; 512/255-3336, 255-9277, 659-6654 (2012)
Jerry P. Chism, 2621 Bedford Rd., Bedford, TX 76021; 817/354-9038, 354-3067(2012)
Jason Hamilton, 2416 W. Berry Fort Worth 76110; 817/926-4626, 270-8304 (2012-2016)
Ann Hitt, PO Box 216, Palmer 75152; 972/449-3293 (2012-2016)
John McKellar, 185 S Whites Chapel Blvd, Southlake 76092; 817/481-4147, 431-9374, 319-3527 (2012-2016)
Keith Murray, 300 N Sherman, Ennis 75119; 972/875-7491, 875-2513, 825-7226 (2012-2016)
Don Scroggs, 2500 Eleventh St, Brownwood 76801; 325-643-1555, 646-9189 (2012)
Ex officio (without vote):
Bishop Mike Lowry, 464 Bailey Ave, Fort Worth 76107-2153; 817/877-5222, 800/460-8622
Executive Director of the Center for Mission Support: Randy Wild, 464 Bailey Ave, Fort Worth 76107-2153; 817/877-5222, 800/460-8622
Assistant to Bishop and the Executive Director of the Center for Leadership: Georgia Adamson, 464 Bailey Ave, Fort Worth 76107-2153; 817/877-5222, 800/460-8622
Executive Director of the Center for Evangelism and Church Growth: Gary Lindley, 464 Bailey Ave, Fort Worth 76107-2153; 817/877-5222, 800/460-8622
Conference Lay Leader: Steve McIver, PO Box 545, Ferris 75125; 214/946-3353, 972/576-0988
General Council on Finance & Administration: Tim Bruster, 800 W Fifth St,, Fort Worth 76102; 817/336-7277, 346-2866

Book of Discipline 2008 ¶¶611-619

Board of Ordained Ministry

Chair, Board of Ordained Ministry: Michael McKee
Vice Chair and Lay Representative to Executive Committee: Ed Komandosky
Treasurer: Douglas Boston
Section of Elders: Dean Reed
Section of Deacons: Kevin Wilson
Elders Registrar, John Clifford
Assistant:
Deacons Registrar: Bobby Cullen
Assistant: Suzanne Cate
Residency Registrar: Danny Tenney
Assistant: Mary Spradlin
Local Pastor Registrar: Darren Walker
Assistants: Tom Robbins and Brenda Adkins
Candidacy /Mentor/Background Registrar: Chris Hayes
Conference Relations, Elders: James Conner
Conference Relations, Deacons: Brenda Wier
Psychological Assessment: Gus Guthrie
Order of Elders Chair: Billy Strayhorn
Order of Deacons Chair: Rachel Heyduck
ABLC/Extension Ministries Registrar: Ed George
Joint Committee on Incapacity Chair: Travis Franklin
Cabinet Representative: Bob Holloway
Registrar/Administrative Secretary: Kathy Ezell, 464 Bailey, Fort Worth 76107
Members:
(2012)

John Clifford, PO Box 3281, Early 76803; 325/646-2300
Bobby Cullen, 7200 Robertson Rd, Fort Worth 76135; 817/237-2758
Travis Franklin, PO Box 771, Salado 76571; 254/947-5482
Luther Henry, 5011 W. Pleasant Ridge, Arlington 76016; 817/483-1667, 568-1134
Page Hines, 800 W. 5th Street, Fort Worth 76102; 817/339-8881, 926-3544
Gus Guthrie, 2929 Forrest, Fort Worth 76112; 817/451-4321, 735-8739
Steve Langford, 410 E. University, Georgetown 78626; 512/863-2370
Katie Long, 9616 Oak Springs, Woodway 76712; 254/ 753-6917, 732-2634
Kent Marrs, 2241 Taylor Drive, Weatherford 76087; 817/757-7373
Dean Posey, 200 Church Street, Azle 76020; 817/444-3323, 270-2563
Philip Rhodes, PO Box 1461, Hurst 76053; 817/282-7384, 280-0355
Tom Robbins, PO Box 773, Temple 76503-0773; 254/773-5269
Cheryl Wilson, 118 Bison, Waxahachie 75165; 214/969-7500
Scott Youngblood, 3321 W. Park Row, Arlington 76013; 817/274-1345, 447-6817

(2016)

Brenda Adkins, 1929 Savannah, Round Rock 78681; 512/ 255-9277
Bill Boyd, PO Box 146, Kennedale 76060; 817/478-5811, 219-0729
Suzanne Cate, 3433 Fall Creek Hwy, Granbury 76049; 817/326-4242, 578-9593
Jenny Davidson, 422 Church St, Grapevine 76051; 817/481-2559
Ed George, 185 S. White's Chapel Blvd., Southlake 76092; 817-481-4147
Carol Gibson, 522 Missouri, Fort Worth 76104; 817/336-2117
Edith Jones, 4113 Willow Way, Fort Worth 76133; 817/292-5668
Ed Komandosky, 2207 Gladnell St,, Taylor 76574; 512/365-7396
Steve McIver, PO Box 545, Ferris 75125; 972/576-0988
Michael McKee, PO Box 1461, Hurst 76053; 817/282-7384, 285-8066
David Mosser, 313 N Center, Arlington 76011-7593; 817/274-2571, 723-8888
Allyson Paxton, 800 S Ninth St, Midlothian 76065; 972/723-3993, 938-9073
Henry Radde, 464 Bailey Ave, Fort Worth 76107-2153; 817/336-0477, 590-0246

Billy Strayhorn, PO Box 426, Glen Rose 76043; 254/897-2572, 897-2511
Danny Tenney, 6036 Locke, Fort Worth 76116; 817/737-6510, 738-4931
Darren Walker, 205 E 3rd Ave, Belton 76513-3145; 254/939-5703, 939-2793
Brenda Wier, 334 Cove Rd. Gordon 76453; 940-769-4420
Ted Willis, 8644 S. Hwy 287, Corsicana 75109; 903/695-2003
Kevin Wilson, 505 W Marvin, Waxahachie 75165-3025; 972/937-4400

(2020)

Mike Alexander, 320 N 15th St, Corsicana 75110; 903/874-5656
Martha S Bessac, 109 Vinca Road, Georgetown 78633; 512/943-9534
Mel Bishara, PO Box 79100, Fort Worth 76179; 817/232-0390
Doug Boston, 5606 Winnie Dr, Colleyville 76034; 817/581-8687
James Conner, 7635 S Hulen St, Fort Worth 76133; 817/292-4551
Debra Crumpton, 6200 Williams Dr, Georgetown 78633; 512/930-5959, 869-7838, 677-3885
Holly Dittrich, 4021 Kirby Dr #327, Fort Worth 76155; 214/456-2822, 817/454-0060
Royce Daugherty, 1600 Hwy 588, Comanche 76442; 254/842-5514
Chris Hayes, 1025 Johnson Rd., Keller 76248; 817-431-1332
Rachel Heyduck, 1300 Austin Ave, Waco 76701; 254/754-4685, 750-1385
Sandra Hippman, 515 FM 416, Streetman 75859; 903/599-3040
Jerry Irvin, PO Box 895, Hughes Springs 75656, 254/694-2246
Kent Kilbourne, 852 W. Bedford-Euless Road, Hurst 76053; 817/284-7181, 909-3004
Johnel Louie, 5415 Summerwood Dr, Temple 76502-8806; 254/791-1435
David Martinez, 3429 Strong, Fort Worth 76105; 817/534-7868, 536-1830
Dawne Phillips, 464 Bailey Ave., Fort Worth 76107; 817/877/5222
Phyllis McDougal, 800 W Fifth St, Fort Worth 76102; 817/339-5082
David McElreath, 302 Heather Run, Waco 76712; 254/761-2102, 732-7823
Neil Norman, PO Box 70 Granbury 76048; 817/573-5573, 573-9018, 832-6122
Mary Percifield, PO Box 673, Alvarado 76009; 817/790-2295
Mary Spradlin, 4200 Camp Bowie Blvd., Fort Worth 76107; 817/737-3161, 909-4248
Lianne M. Turner, 500 S. Madison, McGregor 76657; 254/840-2181, 840-3785
Jeanne Waggener, 96 Sugar Creek Place, Waco 76712
Mary Weathers, 2420 Willing Avenue, Fort Worth 76110; 817/926-5140
Steve Williams, 1197 Verde Oak Lane, Fort Worth 76135; 817/237-1093, 268-0383, 716-1556
Brian Young, 313 N. Center, Arlington 76011; 817/274-2571, 419-6634

Committee on Investigation

Clergy in Full Connection: Doyle Allen, Tim Bruster, Karen Granderson, Kay Hawkins
Alternate Clergy in Full Connection: Sally Fleming, James Terry, Donna Ware
Professing Members: Bliss Dodd, Curtis Lackey, Hiram Smith
Alternate Professing Member: Earl Cox, Myrtis Parker, Pat Stroman

Book of Discipline - 2008 ¶2703.2

Committee on Investigation for Diaconal Ministers

Diaconal Ministers-Professing Members:
Dawn Gilliland, Judy Ivey, Rosalind Shirley, Patricia Stroman
Alternate Diaconal Ministers-Professing Members: Lynn Grandstaff, Tom Harkrider, Melissa Hernandez, Walt Milner, Ken Smith
Clergy in Full Connection: John Aymond, Thomas McDermott, Mike Ramsdell
Alternate Clergy in Full Connection: Thomas Childs, Clifton Howard, Mike Redd, Jane Woodward

Discipline (2008 ¶2703.3)

Administrative Review Committee

Clergy in Full Connection:

Chauncey Nealy, 3301 Sycamore School Road, Fort Worth 76123; 817/346-2400
Melissa Nichols, 5704 Greenfield Dr, Watauga 76148; 817/485-2308, 308-6208
Stephen Schmidt, 101 W. Avenue F, Copperas Cove 76522; 254/547-3729, 547-8884

Alternate Clergy in Full Connection:

Georgia Allen, 1124 Post Oak Lane, DeSoto 75115-3513; 972/228-1786
Howard Martin, PO Box 173, Stephenville 76401; 254/965-5046

There shall be an administrative review committee (Book of Discipline 2008 ¶635) for carrying out the procedures for: involuntary leave of absence, 2008 BOD, ¶355; involuntary retirement, 2008 BOD, ¶358.3; and administrative location 2008, BOD, ¶363.3c

District Committees on Ministry

Central:

Steve Ramsdell, Gale Nealy, Rachel Heyduck, Jeanne Waggner, Daniel So, Pat Stroman, Brad Brittain, Cathy Williams, Leslie Byrd, Connolly Dugger

East:

Philip Rhodes, Pete Barnett, Joe Carmichael, Will Cotton, Michael Dawson, Holly Dittrich, Carol Gibson, Lynne Grandstaff, Ann Hitt, Luther Henry, Marc Lowrance, Denise Luper, Walt Milner, Keith Murray, Drew Nunley, Bryan Patrick, Allyson Paxton, Lacy Pulliam, Mike Ramsdell, Kim Simpson, Robin Stevens, Brian Young

North:

Nancy Allen, Ginger Watson, Tim Bruster, Tim Jarrell, Ben Disney, Lara Whitley, Paula Eldred, Tom Duckworth, Tom Harkrider, Mary Fortner, Brady Johnston, Dawne Phillips, Raul Gutierrez, Jason Jones, Danny Tenney, Rod Miles, Jason Hamilton, Lori Cotton, Jason Valendy, Billy Strayhorn

South:

Travis Franklin, Stephen Schmidt, Johnny Miller, Tom Robbins, Darren Walker, Skip Blancett, Ryan Kiblinger, Jane Woodward, Quinton Gibson, Kissa Vaughn, Paul Gravley, Cliff Egner, Bill More, George Brightwell, Peggy Ford, Johnel Louis, Sharon Myers, Dennis Turk, Wayne Matthews, Ken Smith, Bob Soulen, Brenda Atkins

West:

Don Scroggs, Matt Hall, Royce Daugherty, Kevin Caraway, Curtis Lackey, Mike Kerzee, Howard Martin, Judy Richmond, Mike Hannah, Ron Newhouse, Jeff Miller, Andrew Tyler, Steve Holston

Board of Pensions and Health Benefits

Chair: Frank Briggs
Vice Chair: Jack Beam
Secretary: Sally Fleming
Executive Director of the Center for Mission Support; Randy Wild, 464 Bailey, Fort Worth 76107; 817/877-5222, 800/460-8622
Members (2012):
Laymen:

Raymond Gill, 509 Willow Creek Court, Arlington 76011; 817/994-1664, 792-3600
Frank Holder, Jr., 16504 Denise Dr, Austin 78717; 512/854-9451, 244-1734
Buddy Teague, PO Box 565, Hico 76457; 254/796-0974

Laywomen:

Marzie Bartee, PO Box 664, Burleson 76097; 817/295-3968, 999-2144
Mary Bassett, 4609 Stafford, Colleyville 76034; 817/283-9151, 300-5756
Sharon Myers, 5016 Wildflower Ln., Temple 76502; 254/773-0904

Clergy:
Sally Fleming, 601 N Guadalupe, Whitney 76092; 254/694-2246, 325/356-2120
Bayard Pratt, 2201 N. Davis Drive, Arlington 76012; 817/460-4212 428-5427
James A. Sanders, Jr., 1910 Lazy Bend Rd, Millsap 76066; 817/613-8486, 269-8415
Members (2016):
Laymen:
Larry Ammerman, 800 W Fifth St, Fort Worth 76102; 817/339-3884
Bill Bailey, 6200 Lake Way, N Richland Hills 76180; 817/577-0440
Calvin Spindor, PO Box 270, Morgan Mill 76475; 254/918-5989
Laywomen:
Sue Mentzer, 3312 Norman Lane, Bedford 76021; 817/283-5412, 903/8744
Mary Percifield, PO Box 673, Alvarado 76009; 817/790-2295, 994-9968
Margaret Shuping, 3713 W Biddison St, Fort Worth 76109; 817/924-0188
Clergy:
Frank Briggs, 7200 Robertson Rd, Fort Worth 76135; 817/237-2758, 230-4268, 993-9711
Allen Grant, PO Box 25, Red Oak 75154; 972/617-9100
At Large Members:
Jack Beam, 3010 Old Mill Run, Grapevine 76051; 817/481-4009
Don Kelley, PO Box 5603, Granbury 76049; 817/326-6169, 219-0564
Eugene Robertson, 2407 Strait Lane, Arlington 76013; 817/ 303-8699

The Board of Pensions shall be elected, organized and function according to the Book of Discipline (2008 ¶639)

Student Leadership Team

2011 Executive Team
President: Marianne Brown, 835 E. Lamar #233, Arlington 76013; 682/365-9811
Vice President: Carly Payne, 3218 CR 2013, Walnut Springs 76690; 254/797-0150, 254/396-5674
Secretary: Adam Gilliland, 14038 Horseshoe Circle, Woodway 76712; 254/751-9637, 717-8512
Spiritual Director: Miller Jarrell, 1101 N. Elm, Weatherford 76086; 817/594-3131, 817/707-2255
Youth Service Fund Chair: Cara Hughes, 10 Rogers Court, Pantego 76013; 817/460-5597
JYT Representatives:
Amy Miller, 1317 Academy Circle, Arlington 76013; 817/460-7111, 675-9533
Andrew Nunley IV, PO Box 15855, Fort Worth 76119; 713/829-8857
Specialist: Youth and Young Adult: Leanne Johnston, 464 Bailey Ave, Fort Worth 76107-2153; 817/877-5222, 800/460-8622
Executive Director of the Center for Evangelism and Church Growth: Gary Lindley, 464 Bailey Ave, Fort Worth 76107-2153; 817/877-5222, 800/460-8622

Board of Trustees

President: Earl Wood
Vice President: Carl Stenger
Secretary: Janet Jones
Treasurer: Randy Wild
Class of 2012:
Janet Jones, 6965 Danele Ct, Richland Hills 76118; 817/485-7422, 999-8039
Steve Nance, PO Box 150, Groesbeck 76642; 254/729-5137
Bob Province, 4520 Westchester Dr, Waco 76710; 254/751-1987, 336-4366
Class of 2013:
Mike Hall, PO Box 396, Dawson 76639; 254/723-7221, 578-1218
Eddie Smart, 10240 W. Rancho Diego Lane, Crowley 76036; 817/908-8826
Carl Stenger, 5911 Stone Meadow Court, Arlington 76017; 817/878-6302, 483-9220
Class of 2014:

B.J. Richmond, 673 S. Bowie, DeLeon 76444; 254/893-6540
Ginger Watson, 7635 S. Hulen, Fort Worth 76133; 817/292-4551, 927-5794
Earl Wood, 400 Bluff Ridge Rd., Weatherford 76087; 817/448-9399

Cabinet Representative: Executive Director of the Center for Mission Support; Randy Wild, 464 Bailey Ave, Fort Worth 76107-2153; 817/877-5222, 800/460-8622
Property Agent: Executive Director of the Center for Evangelism and Church Growth; Gary Lindley, 464 Bailey Ave, Fort Worth 76107-2153; 817/877-5222, 800/460-8622
Board of Trustees - Book of Discipline (2008 ¶2512).

Central Texas Methodist Foundation

Class of 2012: Mary Gean Cope, David Neal, Jimmy C. Payton, Mike Gerro, Earl Wood
Class of 2013: Jake Jacobson, O. D. Lively, James Nader, Richard Reed
Class of 2014: Carl Freeto, Diane Griffin, Robert McMillon, Mary Percifield, Burnham Robinson
Ex-Officio:
Bishop: Mike Lowry, 464 Bailey Ave, Fort Worth 76107-2153; 817/877-5222, 800/460-8622
Board of Trustees President or Representative: Tom Robbins, 2502 Canyon Cliff Drive, Temple 76502, 254/773-5269
Council on Finance and Administration President: John McKellar, 185 S Whites Chapel Blvd, Southlake 76092; 817/481-4147, 431-9374, 319-3527
New Church Starts Team Chair:
Conference Lay Leader: Steve McIver, PO Box 545, Ferris 75125; 214/946-3353, 972/576-0988
Executive Director of the Center for Evangelism and Church Growth: Gary Lindley, 464 Bailey Ave, Fort Worth 76107-2153; 817/877-5222, 800/460-8622
Staff Representative: Patricia Sprayberry-Hall, 3215 W Fourth St, Fort Worth 76107; 817/332-1394, 817/326-3446
Advisory Directors: Pat Stroman, 7409 Brentwood Cr, Waco 76712; 254/772-2316, 716-1807
Honorary Directors: Harry Bettis, Arch Coleman

Glen Lake Camp and Retreat Center Board of Directors

Chair: Billy Strayhorn
Vice-Chair: Clifton Howard
Secretary: Diane Griffin
Class of 2012:
Diane Griffin 333 Throckmorton #605, Fort Worth 76102, 817/877-0988
Hugh Sanford, 1140 Redondo, Woodway 76712; 210/639-8586
Clifton Howard, 2045 SE Green Oaks Blvd., Arlington 76018; 817/465-3043
Kay Lancaster 313 N. Center St., Arlington 76011; 817/274-2571
Billy Strayhorn, PO Box 426, Glen Rose 76043; 254/897-2572, 897-2511
Class of 2013:
David Alexander, 777 N Walnut Creek, Mansfield 76063; 817/477-2287, 556-3712
Woody Matthews
Tracy Crysup, 3717 Vista North Dr, Burleson 76028; 817/447-3952, 296-3373
Katie Meek, 3196 Bethel Rd, Weatherford 76087; 817/596-3418, 797-1515
Tina Schramme; 777 N. Walnut Creek Dr., Mansfield 76063; 817/477-2287
Class of 2014:
Christie Robbins, 612 Taylor Street, Ovillia 75154; 817/ 857-4919
Phyllis Hubbard, 1000 Hummingbird Lane, Waco 76712; 254/ 772-9305
Barry Johnson,
Quinton Gibson, Jr.; PO Box 1168, Temple 76503; 254/ 773-3179

Ex-Officio:
Executive Director of Center for Missions: Randy Wild: 464 Bailey, Fort Worth 76107; 817/877-5222,

800/460-8622
North District Superintendent: Virginia O. (Ginger) Bassford, PO Box 67, Weatherford 76086; 817/599-9541, 888-423-5378,
Director of Glen Lake: Kay Hawkins, PO Box 928, Glen Rose 76043; 254/897-2247

Homes for Retired Ministers, Board of Trustees

Superintendent: Nancy Schusler, 464 Bailey Ave, Fort Worth 76107; 817/877-5222, 800/460-8622

Class of 2012:
Brad Brittain, 3008 Lippizan St., Robinson 76706; 254/ 420-2862, 562-3485
Bobby Cullen, 7200 Robertson Rd., Fort Worth 76135; 817/237-2758, 237-7911
Nancy Froman, 4436 Pershing, Fort Worth 76107; 817/989-7788
Class of 2013:
Bill Curry, 510 Wooded Crest, Woodway 76712; 254/772-5486
Nancy Daniel, 4701 Spanish Oak Rd., Temple 76502; 254/773-1192
John Hatchell, 9508 Oak Springs Dr, Woodway 76712; 254/776-7393
Class of 2014:
Kory Koch, 203 N. Canton, Mexia 76667; 254/ 562-5567
Mike Kerzee, PO Box 852, Coleman 76834; 325/625-3501
Michael Patison, 3221 Stadium Drive, Fort Worth 76109; 817/ 924-9118

Charter, Article V - Trustees: The affairs of this corporation shall be under the direction of a Board of Trustees, nine in number, who shall be divided into three groups of three members each, the term of office of one group to expire each year and the regular term of office for each group to be three years... The Trustees for places whose terms shall have expired shall be elected by the Central Texas Conference...at its annual session from a list of nominees submitted by the Board of Trustees...A vacancy before the normal expiration of any term shall be filled for the unexpired portion by action of the remaining members of the Board of Trustees.
By-Laws, 10 - Officers - Election - Term: The officers of this corporation shall be a chairman, vice-chairman, secretary, and treasurer, who shall be elected by the Board of Trustees and serve for terms of one year or until their successors are elected.

Trustees of Conference-Related Institutions

Harris Methodist Health System:
2012:
HMHS Chair: Mary Lib Saleh
HMHS Vice Chair: Gary Cumbie
Chief Executive Officer: Douglas D. Hawthorne
Treasurer: Ronald Long
Secretary: Charles W. Boes
Assistant Secretary: Kenneth Kramer
Assistant Secretary: John Mitchell

Lydia Patterson Institute:
Chuck Graff

Methodist Children's Home, Waco:
Conference Representatives: Clifton Howard, Johnel Louie, Bishop Mike Lowry
At large: James DuBois

Methodist Mission Home, San Antonio:
Representatives: Tom Robbins
Health and Welfare Committee Chair-Representative:

Mount Sequoyah: (tba)

Southwestern University:
2012 Clergy: Michael McKee, J. Eric McKinney
2013 Lay: Henry Joyner
2014 Lay: Kay Granger
At-Large: Douglas M. Benold, Jack Garey, Thomas V. Shockley, III, Barbara P. Neely
Supplemental: R. Griffin Lord

Texas Methodist Foundation:
2012: Hiram Smith
2013: Tim Bruster, Elizabeth Yeargain
At-large: Tom Harkrider

Bishop Mike Lowry, Central Texas Conference, United Methodist Church

Director Emeritus: Sidney Roberts
Senior Member: Michael McKee

Texas Wesleyan University:
Clergy Representative:
2012: Jerry Chism

Wesleyan Homes:
2012: Douglas Benold, Jeannine Fairburn, Pat Stroman, Dale Schultz, Nancy Woods
2013: Nancy Benold, Corliss McBride, Tom Forbes, Stephen Schmidt, Eric McKinney, Gene Lawhon
2014: William Connor, Ed Komandosky, Patty Lee, Dorris Ross, Erroll Wendland, Lara Whitley, Bob Soulen

Ex officio:
Bishop Mike Lowry, Central Texas Conference, United Methdist Church
UMW President-Representative
Lay Leader or Associate Lay Leader
Health and Welfare Chair
Senior Pastor of First United Methodist Church, Georgetown
Senior Pastor of St John United Methodist Church, Georgetown
Senior Pastor of St Paul United Methodist Church, Georgetown
Senior Pastor of Wellspring United Methodist Church, Georgetown
South: District Superintendent
Advisory: Don Carson, Frank McCoy, Don Stegall

Presented and elected as Associate Member – Robyn Sue Haar Young.

Presented and elected as Provisional Members:

a) Provisional Deacons – none

b) Provisional Elders (under provions of ¶¶324.4a, b? (v):

Walter "Harrell" Braddock, Jr. – Brite, M. Div., 12/2010
James Lawrence "Larry" Duggins – Perkins, M. Div., 05/2011 (begins D. Min., Fall 2011)
John Richard Nader – Brite, M. Div., 05/2010
Charles Bradley "Brad" Slaten – Austin Presbyterian, M. Div., 05/2011
Arlene Infante Tumer – Perkins, M. Div., 05/2011 (Begins D. Min., Fall, 2011)

Those who are continued as provisional members in preparation for ordination as a deacon:

Darlene Low Grant
Kay Lancaster
Gregory Paul "Greg" Shapley
Amy Tate-Almy

Those who are continued as provisional members in preparation for ordination as an elder:

Tae Sun Beckling
Kyland Cason Dobbins
Leah Suzanne Hidde-Gregory
Michael Harry "Mike" Love
William Stephen "Steve" Moss, IV
Robert F. Nimocks, IV
Sandralynn Lou "Sandy" Pierce
Estee Carel Valendy
Elizabeth Watson-Martin
Harris Eugene Worcester
Janice Gregory

The full report was submitted to the annual conference and appears in this journal in business questions 17-75 pages 107 - 128.

Lay Session

The session was held in McLennan Hall at the Waco Convention Center under the leadership of Mr. Steve McIver, Conference Lay Leader.

Fellowship of Local Pastor Session

This session was held in Texas Room of the Waco Convention Center under the leadership of Dave Goodrich.

MONDAY MORNING, June 6, 2011
Business Session # 1

The first business session was called to order by Bishop Mike Lowry at 10:00 a.m. and opened by singing "The Church's One Foundation." Bishop Lowry stated that this conference began our second hundred years.

Welcome to Waco District

Rev. Dr. Rod Miles, as Host District Superintendent, welcomed the Central Texas Conference to Waco.

Blessing the Space

Bishop Mike Lowry read Acts 1:6 as he blessed the space by asking for God to guide us and be among us as we meet as a Conference.

Organization of the Conference

Registration – Harvey Ozmer

Harvey introduced the secretarial staff, tellers, page, and instructed the conference how to present a resolution to the Conference. He also informed the conference on how to send greetings. Rev. Ozmer instructed the conference on the Consent Calendar and how to have items removed from the Calendar. Additionally, he instructed the Conference on what to do with lost and found items. The procedure was given for making a motion, including the instructions that the motions must be in writing and presented to the secretarial table.

Adoption of the Agenda- Rankin Koch

Rev. Koch moved that the bar of the conference be set as the people sitting at the tables of the conference until the conference is sent forth on Wednesday evening, June 8, 2011. The motion passed. He announced that the Agenda was as printed in the preliminary report on pages 6-10 with necessary changes as needed. The Consent Calendar was explained and stated that it was printed on page 9 of the preliminary report. The per diem was set and listed on page 139. Pages 82-83 contain the Agenda Committee's report. The evaluation form is printed and explained in this report. Rev. Koch thanked the Bishop and Georgia Adamson; Pat and Patricia Stroman, Chris Mesa, Steve Ramsdell and all others in places of leadership for carrying out the Conference. The motion was made to accept the report. It passed. Bishop expressed his appreciation for Rankin Koch and the entire Agenda Committee.

CFA Introduction of 2012 Budget – John McKellar

Dr. McKellar officially put the 2012 Budget on the table for adoption on Wednesday, June 8th. Page 16 is the budget; page 17 is the notes of explanation.

Harvey Ozmer Voting process

Rev. Ozmer explained the process of voting for delegates to General and Jurisdictional Conference. He explained about lay delegates first and then clergy ballots. Stefanie Schutz asked for her name to be withdrawn from the Lay Delegate voting process. Rev. Brad Brittain was called on to pray for the balloting process that was about to begin. And then the first ballot was taken. ***(A complete listing of each ballot taken and its' results is found at the end of the minutes.)***

Adam Hamilton, Session # 2 – "Ideas for Preaching and Worship"

Harvey made the following announcements and instructions:
Tom Graves is in critical condition in Fort Worth's Harris Hospital and asked that the conference send greetings to him and his family
Blankets are available
Offering for spring storms victims will be taken at the door as you leave the conference floor for lunch and dismissal
Instructions for New District meetings by Harvey

New Districts Met:

North District, Chisholm Hall – Ginger Bassford
East District, McLennan 209 – Bob Holloway
South District, Brazos 214 – Rankin Koch
Central District, Texas 113 – Don Scott
West District, Texas 114 – Carol Woods

All were dismissed from the New District meetings to go for the lunch break.

FOURTH SESSION – MONDAY AFTERNOON, June 6, 2011
Waco Convention Center

Afternoon Business Session

The session began at 2:00 p.m. with songs and prayer led by Carol Woods.

Adam Hamilton, Session # 3 – "Strategies for Reaching the Unchurched"

Spouses Introduction – Vicki Berry

Vicki Berry presented flowers to Mrs. Lowry, who expressed her appreciation for the Clergy Spouses Organization as well as the annual conference.

Rules Task Force-Implementation of The Exodus Project – Mike Young

Mike Young spoke about The Exodus Project. He discussed the Timeline for Transition.
There was a motion made by Rev. Bryan Patrick, vice chair of the Committee on Rules to suspend the rules as follows:
"I move that we suspend standing rule 1.8 as outlined in the 2010 Journal. Specifically the rule that requires any amendment or suspension of the Standing Rules must lie on the table for one day before the conference can amend the rules."
The motion was voted on and carried.
Mike Young made corrections to Procedure for Nominations to Annual Conference, page 123 of the Preliminary Report; went over Guiding Principles and Best Practices, which begins on page 116 of the prelimary report.
The Report as a whole was presented for a vote. The Report passed.

The Award for Preaching Excellence

Bishop Lowry presented the award to Rev. John McKellar.

Glen Lake Camp and Still Water Retreat Center – Kay Hawkins

Rev. Hawkins introduced the Board members and the Staff members who were present. One of the things they asked the Central Texas Conference offering to do was to help pay for the new 401 mattress coverings. On page 26 of the Preliminary Report, Kay wrote about the wonderful things planned for camp, but, she cautioned the Conference that they need to sacrifice many of these plans if monies do not come in.
Christie Robbins gave us a challenge to pay for the mattresses and to raise some money for scholarships, too.
Two youth staffers told some of their experiences.

Announcements/Adjourn for Day – Harvey Ozmer

Annual conference has raised thus far, $9421.00.

Bishop adjourned the session at 5:30 p.m. with prayer and special emphasis on the military troops and their families.

MONDAY EVENING, June 6, 2011

Joint Clergy/Lay Memorial Worship Service, 7:00 P.M.

Music for Gathering was presented by the Methodist Children's Home Praise Team, Waco, Texas, under the direction of Colin Campbell.

The joint Clergy/Lay Memorial Worship Service was led by Stefanie Schutz, Rev. Ramon Smith, Rev. Denise Blakely, Dr. Virginia Bassford, Rev. Rankin Koch, Mrs. Melissa Osborne and Rev. Donna McKee. Bishop Mike Lowry preached from Philemon1:7 as his text and the sermon was titled, "How Can I Keep From Singing!" Music was furnished by the Methodist Children's Home Festival Choir with Colin Campbell, Director. The saints of clergy and laity were named and the Lord's Supper was served. Bishop Lowry dismissed the congregation with a benediction. A reception was held honoring all Memorial Families.

FIFTH SESSION – TUESDAY MORNING, June 7, 2011

Business Session # 2

The Business session convened at 8:30 a.m. with worship through Song ("Shine Jesus Shine" & "When in Our Music God is Glorified") and a prayer was offered by Rev. Don Scott.

Bishop Lowry Introduced Bishop Chamness and Bishop Russell

Bishop Lowry told the Conference the past Bishops would be presiding over the Conference during the session.

(A report was given on the elections of delegates for lay and clergy – results at the end of the minutes' section.)

Rankin Koch and The Consent Calendar

Rankin stated that no items were asked to be removed. A vote was taken on the calendar and it passed.

Conference Nominations & Leadership – Georgia Adamson

Dr. Adamson made the following corrections on the fourth page under Wesleyan Homes: Class of 2012: strike name David Hays; 2013: strike name Cathy Bryant and add Corliss McBride; strike John Aymond and add Stephen Schmidt; 2014: add Bob Soulen.

The Report will lay on the table and be voted on Wednesday.

Archives and History – Michael Patison

Rev. Patison talked about the new 400 page, published book of history chronicling the first 100 years of our annual conference. He encouraged all to reserve a copy by completing the form and turning that in to one of the committee members at the display table. The cost of the hardcover book is $25.00. Michael recognized the twenty-five lay and clergy volunteers who worked on the book by asking them to stand. He also expressed his deep appreciation for Carol Roszell for her work of many years as the conference archivist.

Church Growth and Development – Gary Lindley

Gary invited all to the Church Growth and Development report found on page 85 of the preliminary journal. He recognized and expressed appreciation for chair, Mike Alexander and the entire committee.

He announced the Centennial Churches - 18 CTC churches reached this level – each of these churches were recognized and received a certificate of completion and a Common English Bible Outreach Kit.

Some of the new church start pastors shared some of their experiences of their new church starts:

1. LifePoint in Haslet, pastor Thomas Childs, talked about the struggles of starting a church without the land or a building. He also expressed his appreciation for 1st Fort Worth and the tremendous help they had been.
2. Our Manna who worship in the Richland Hills Church.
3. New Day in Mansfield, pastor Sheila Fiorella shared stories of some of the unchurched people who have been attracted to this congregation and how they had grown spiritually; how they had come together as a Christian family and how they help each other in life.
4. Rockbridge in Cedar Park, pastor Wade Killough shared a video of his church and talked about the growth of the congregation and the spirit by which they serve their community.
5. Wesley – a Ghanian community of faith – started at the Aldersgate facility in Arlington. The Aldersgate congregation was recognized.
6. St. James was recognized for helping to establish an African American congregation in Killeen.
7. Steve Ramsdell and the congregation of 1st Waco is partnerning for new church, Life Church, a Hispanic speaking community in Speegleville led by Gabe Dominguez; and also Robinson, led by pastor Patrick Chaney and his wife Lindsey.

Rev. Lindley concluded the report by affirming these pastors and new churches. He also challenged the CTC churches to support church growth by the Share program. He highlighted the green card on the table which explains the new center for Evangelism and Church Growth. Another informational card on the table explains congregational development – another important component of the new center.

Darren Walker came to the microphone on the floor to share with the Conference the idea of "Church in the Dirt" - the concept of going to the local softball teams and having church with them on their fields.

Announcements were made by Harvey Ozmer. The Conference offering for Glen Lake totaled over $20,000.00 at that point.

We were dismissed for a 15 minute break at 10:30 a.m.

Bishop Lowry introduced Bishop John Russell to preside over the Conference.

Board of Laity – Steve McIver
Steve directed the annual conference to his annual report which begins on page 101 in the Preliminary Report. He showed the video played at the Financial Leadership Forum he attended. He made the following motion: "I move that the Central Texas Conference endorse the 'Witnesses All' Statement of Purpose as printed in the Preliminary Reports beginning on line 47 of page 102 and ending on line 22 of page 103." The motion passed.

Morris Walker Awards
Mr. Steve McIver presented the laity Morris Walker Award to Mr. Hiram Smith.
The clergy Morris Walker Award was presented to Rev. Mike Ramsdell.

The Student Leadership Address – Marianne Brown
Marianne read Jeremiah 29:11 and talked about the necessities of meaningful relationships. Some of the young people shared with the annual conference: Carly Payne, Sarah Black, Kevin Gregory, Stephanie Schutz.

Announcements were made by Harvey Ozmer.

The Conference was adjourned for Lunch at 12:30 p.m.

SIXTH SESSION – TUESDAY AFTERNOON, June 7, 2011

The motion was made by Scott Youngblood, Trinity Arlington to increase the number of altemates to Jurisdictional Conference to four. Motion carried.

The Texas Methodist College Association – Bishop Solomon
He was introduced to the Conference. He said the information was on page 78 and 79 of the Preliminary Report.

Bishop Nthamburi
He brought greetings from the Church in Kenya.

Awards (Global Mission partners, Covenant, 5 Star) - Dawne Phillips and Steve Buchele

RETIREMENT SERVICE

The Retirement Service took place in Chisholm Hall under the leadership of Jim Connor.
Those participating in the service were Rev. Dawne Phillips, Rev. Carol Gibson and Rev. Jonathan

Mellette. The Retiring Class was introduced and those present were given the opportunity to address the Conference.
Retiring clergy: Milana Bradley, Gerald "Jerry" Irvin, Roderick Miles, James "Jim" Newton, Harvey Ozmer, Sharon Robertson, Eddie Smart, Beverly Tye, and Dale Waser.Bishop Lowry led the service of the Passing of the Mantle. During the service, Retiring elder, Jerry Irvin presented the mantle to Louis Carr, Jr. Retiring deacon, Rev. Brenda Weir passed the mantle to Miriam Georg.

The Bishop dismissed us for a 15 minute break.

At 4:15 p.m., we were led in song and then Bishop Lowry called on Dr. Ginger Bassford to lead us in prayer.

Recognition of Conference Staff – David Scott & Chris Hayes
The Staff of the Central Texas Conference office before the Exodus Project were thanked for their service. The new conference staff members were introduced. They are:

Center for Leadership
Assistant to Bishop and Executive Director – **Georgia Adamson**
Center Administrator – **Amy Banta**
Director of Communications and IT – **J. Vance Morton**
IT Coordinator – **Calvin Scott**
Board of Ordained Ministry Assistant – **Kathy Ezell**

Center for Evangelism and Church Growth
Executive Director – **Gary Lindley**
Director of Operations – **Jeff Jones**
Specialist: Youth & Young Adults – **Leanne Johnston**
Center Support – **Susan Briles**

Center for Mission Support
Executive Director – **Randy Wild**
Center Administrator – **Nancy Schusler**
Director of Missions – **Dawne Phillips**
Mission Experience Coordinator – **Kyland Dobbins**
Archivies and History – **Calvin Scott**
Comptroller – **David Stinson**
Benefits – **Shawn-Marie Riley**
Financial Assistant – **Donna Piper**
Center Support – **Madora Ratliff**
Hospitality – **Stephanie Mejia**
Hospitality – **Alyssum Power**

Board of Ordained Ministry – Mike McKee
Rev. Mike McKee stated the report of Board of Ordained Ministry is found beginning on page 93 of the preliminary report. John Clifford and Rachel Heyduck introduce the candidates for commissioning and ordination.

Those to be Commissioned: Walter Harrell Braddock, Jr., Larry Duggins, John Richard Nader, Brad Slaten, Arlene Infante Turner and Associate Member Robyn S. Young.

Those to be ordained as Deacon in full connection: Miriam J. Georg, Matthew M. Ybãnez.

Those to be ordained as Elder in full connection: Laura M. Arellano-Davis, Louis C. Carr, Jr., Yvonne M. Coon, Lori Nichols Cotton, Amy Kristin Forsythe, Krista Ingram, David McMinn, Katherine A. Meek, Jonathan F. Mellette, Joel M. Robbins, Ramon Frashawn Smith, Lee Trigg and Jason Valendy.

Rev. Billy Strayhorn announced scholarships:

Sowell Scholarship for Women honoring the Life and Ministry of Rev Dr Jesse Sowell
Cynthia Moss

Board of Ordained Ministry Scholarship in Honor of Rev Gil Ferrell and his work with Texas Christian University
And one Honoring this Year's Retiring Clergy
Scott Goodfellow

Drummond Scholarship Fund provided by 1st UMC Waxahachie
Eric Scott Douglas

Elliot Scholarship in memeory of Rev John W Elliott Sr
Valda Jean Combs

Arborlawn UMC Scholarship
Fred Bates Jr

Avinele McWhirter Ogle Fund managed by the Texas Methodist Foundation
Carlos I. Carega

Guy E & Alm L. Perdue Scholarship
Neely Reynolds

Addison Schmitz – United Methodist Merit Scholarship

Rev. Rachel Heyduck introduced the Professional certifications.
Joy Roberson Specialization in Youth Ministry

Rev. Mike McKee thanked Gala Trimble for the years she gave as secretary for the Board of Ordained Ministry and announced she was retiring. Gala received a standing ovation.

Bishop Lowry called on Harvey Ozmer for announcements. Harvey announced that the money collected for Glen Lake Camp was $25,681.00 and collected for storm relief was $2,038.00. Bishop then adjourned the session at 5:00 p.m.

Tuesday, June 7, 2011, 7:00 p.m.

A Service of Commissioning and Ordination

The Pre-Service concert music was provided by St. Luke United Methodist Church, Killeen which featured violinists Kye Cheol Lee and Sung Hee Kim, and pianist, Andrew Hudson. Dr. Kye Cheol Lee, directed.

The Service of Commissioning and Ordination began at 7:30 p.m. Liturgists for the service were: Dr. Michael McKee, Mr. Steve McIver, Rev. Sharon Robertson, Rev. Bobby Cullen, Dr. John Clifford and Rev. Rod Miles. Bishop Mike Lowry preached using I Corinthians 1:18-31 as his text. He showed a clip from the movie "Lawrence of Arabia" and the title of his message was "Beyond Aqaba."

The congregation was invited to greet the newly commissioned and ordained ministers, and the retiring ministers following the service.

EIGHTH SESSION – WEDNESDAY MORNING, June 8, 2011

Business Session # 4

The session began with Worship through Song and Prayer led by Rev. Randy Wild

Bishop Lowry introduced Rev. Karen Greenwaldt, who brought greetings from the General Board of Discipleship in Nashville, Tennessee.

Bishop then introduced Bishop Joe Wilson who would preside over the first part of the moming session.

Disability Concerns – Joan Gaspard

No applications were received this year for scholarships.

Two church campuses that received grants were: Bruceville/Eddy and Tenth Street, both of these in the Temple District.

G. Alfred and Opal Scholarship – Rev. Henry Radde
Rev.Henry Radde thanked the Conference for their participation and attendance on the 100th Year Celebration. The Conference broke even because of the work of all who were volunteers to help and all who participated.

He presented the G. Alfred and Opal Brown Scholarship to: Valda Jean Combs who serves at Wesley United Methodist Church. She thanked the Conference for the $5,000 scholarship.

Texas Methodist Foundation – Tom Locke
He said many tell what they do, but even more important, it is important to tell why one does it. Tom gave an overview of what the Foundation does. To further explain, Mr. Locke had a video shown.

Rev. Randy Scrivner asked for a moment of personal privilege and asked that the Conference had experienced moments of jubilation and that it would be good if an "Old Retired Geezer" would perform the Charleston. Rev. Harvey Ozmer was called on to perform the Charleston. Harvey responded to Bishop that he would do it to raise additional money for Glen Lake.

Harry Denman Evangelism Awards – Joel Robbins & Brad Brittain
Rev. Brad Brittain thanked the church for the work they are doing and Rev. Joel Robbins announced The Harry Denman Evangelism Award - Rev. Steve Ramsdell.

Board of Pensions and Health Benefits – Frank Briggs
Rev. Briggs said the Report from the Board of Pension and Health Benefits begins on page 107 of the Preliminary Report. Rev. Briggs gave an explanation of each report. Briggs reminded the Conference that last year's Conference voted to have each church pay for the clergy on staff at their church. He stated there is no raise in health premiums for next year. The Report was voted on and passed. Rev. Briggs introduced and thanked the Board and thanked Rev. Ozmer for all of his work. A special recognition for the work of the late Dr. Ken Diehm was given by Rev. Briggs.

Higher Education Committee/Recommendation concerning Southwestern University Bylaw Changes – Dr. Georgia Adamson representing Lonzetta Allen
Stated the Report is on pages 69-76 of the Preliminary Report. Committee was not in support of the Resolution because the report did not have clergy on the Board of Trustees. Bishop Lowry assumed the Bishop's Chair during the discussion. After much discussion, the vote was taken and it passed to support the Committee's non-concurrence.

Harvey made announcements and Bishop gave a 15 minute break

CTMF Study Report – Will Cotton
The report is on pages 45-46 of the Preliminary Report. Rev. Cotton stated they are asking an adoption of their report. It carried.

Report of the Cabinet on Sexual Harassment of a Lay Person – Rev. Bob Holloway
The Report is on page number 76. It completes the policy for both lay and clergy as to be in compliance with the Discipline. Bob moved adoption of the report and it was approved.

Resolutions – John Clifford
John stated the resolutions being considered are on pages 131-135 of the Preliminary Report and asked the Conference to consider the "RESOLUTION" that had been on the table the appropriate time. Voted on Resolution on page 131-132. The Resolution carried.

Amendment presented to the Conference by Carl Stenger to amend "RESOLUTION." Vote was taken. On "RESOLUTION" and amendments, it passed.

Rev. Clifford read Resolution on page 133 of the Plimary Report. The vote was taken. Resolution passed.

Resolution on page 134 of prelimary report was considered. Bishop explained that if passed, this would need to be written in the form of a petition to be sent to General Conference. Discussion followed. RESOLUTION TO SUPPORT THE TEACHING OF MORE THAN EVOLUTION SCIENCE failed.

Historical Marker Awards – Nancy Bennett
Nancy presented a resolution to place a Historical Marker at First United Methodist Church of Euless. The Vote was taken and passed. The resolution read as follows:

WHEREAS, an application has been received for an official United Methodist Historical Site marker for the First United Methodist Church of Euless, Euless Texas, and;
WHEREAS, the application has met the criteria for an official United Methodist Historical Site marker and has been approved by the Central Texas Conference Commission on Archives and History, and;
WHEREAS, the congregation was established in 1876, and;
WHEREAS, the site has received an historical marker from the Texas Historical Commission, and;
WHEREAS, its history has been written by Weldon G. Cannon and Norma Lively;
THEREFORE, BE IT RESOLVED THAT the Central Texas Annual Conference approve this site for an official United Methodist Historical Site marker.

United Methodist Publishing House – Eric McKinney
Dr. McKinney gave a report on some of the new books available at Cokesbury.
They regret that in the last 3 years they have been unable to give a check to the Conference because of the cost of publishing and the state of the economy. The Conference was asked for continued support to buy publications by Knox, Abingdon and Cokesbury presses.

Resolutions
Carl Stenger asked that the rules be suspended to change the Resolutions on pages 135, 136 and 137 to the Center for Evangelism and Church Growth so that the language will be consistent.

Mr. Stenger spoke to the amendments. A friendly amendment was accepted to add Inc. to each amended resolution. It passed.

Council on Finance and Administration Budget 2012 – John McKellar and David Stinson
Rev. McKellar told about Report # 1 beginning on page 18. He then discussed under Section 2 line 19.
Vote was taken on Report 1. It passed.
Reports #2, 3, 4, 5, 6, and 7 on pages 19-21. A vote was taken on these reports. They passed.

A motion to accept Reports #8 and 9 on page 21. The vote was taken. The vote passed.

(Budget on page 16 of Preliminary Report.) Explains how budget would be different with The Exodus Project and the reorganization. Rev. Harvey Ozmer and David Stinson prepared a slide presentation to help answer questions about the changes.

Rev. Steve Holston made the following motion: "When presenting proposed budget under Section B., Conference Budget Preparation Procedure of the Standing Rules, the CFA shall provide supporting information for each major category." David Stinson commented that this would be the process once the data was made available after the establishment of the core leadership teams. Rev. Holston removed the motion.

Conference adjourned for Health and Welfare Luncheon.

NINTH SESSION – WEDNESDAY AFTERNOON, June 8, 2011

The session began with Worship through song and prayer led by Rev. Rankin Koch.
Rev. Kay Hawkins expressed her sincere thanks for the generous Glen Lake offering.

CF&A report continued with reviewing the budget. Will McClain, West District, clarification. He asked about how the local church request funds for local mission. All center executive directors responded with for now, those processes are being formulated.

It was moved to adopt the report and the motion passed.

A Video from Texas Health Resources
The video was shown about the work of Texas Health Resources.

Chaplain Charles Ray Bailey was sent congratulations and special greetings to him on his promotion to General.
Rev. Harvey Ozmer did the Charleston to raise additional money for Glen Lake Camp.

Committee on Nominations – Georgia Adamson
Dr. Adamson made the following corrections on the slate of nominations:

Under Conference Core Leadership Team: New Church Starts: remove Wade Killough
Under Election of District Board of Church Location and Building ¶2518 Central District: Class of 214: NOT Matt Hall but rather Mike Hall
Under Trustees of Conference-Related Institutions: Aldersgate Enrichment Center: Remove all information under this because of a change in by-laws of Aldersgate Enrichment Center.
Under Wesleyan Homes: Class 2012: Remove David Hays
Under 2013: Remove Cathy Bryant and add Corliss McBride, Remove John Aymond and add Stephen Schmidt
Under2014 Add Bob Soulen
Under Central Texas Methodist Foundation 2013 remove Mary Percifield and add her under Class of 2014.

A vote on the Committee on Nominations report as a whole. The motion passed.

John Clifford moved that when the when the sixth clergy delegate was elected, the clergy take one more ballot for the top four highest to be chosen as alternates. The motion passed.

Bishop gave a 15 minute break. He resumed the session by singing "Great is thy Faithfulness."

Harvey Ozmer made announcements.

Annual Conference offering:
Total amount collected for Glen Lake - $36,501.00

A printed copy of the Episcopal appointments was handed out.

A closing worship was conducted by Bishop Lowry and at the closing, the clergy, lay members, and District Superintendents all moved to their new Districts as they sang the closing hymn, "We're Marching to Zion."

Bishop Mike Lowry adjourned the Central Texas Conference at 4:45 p.m.

Bishop J. Michael Lowry
President

Rev. Harvey L. Ozmer
Secretary

BALLOTS

Ballot # 1 –
The vote was taken at Monday at 10:50 a.m. and results were:
Results:
Tom Harkrider
Steve McIver
Ethan Gregory
Results were announced for Clergy:
None elected.
The motion was made by Rev. Connally Dugger not to read any names who received less than 10 votes for lay and clergy.

Motion passed.

Ballot # 2
Ballots were taken on Monday at 2:00 p.m.
Results were announced for Laity:
No one was elected.
Results were announced for Clergy:
Mike McKee was elected.

Ballot # 3
Ballots were taken Monday at 4:40 p.m.
Results were announced for Laity at 8:43 a.m.
Kim Simpson
Ed Komandosky
Carolyn Stephens
Results were announced for Clergy:
Tim Bruster

Ballot # 4
Ballots were taken on Tuesday for laity at 8:45 a.m.
Results were announced for Laity at 9:40 a.m.
Paula Whitbeck

Cynthia Rives
Mary Percifield
Darcy Deupree
Joan Gaspard

Ballots for Clergy were taken on Tuesday at 8:55 a.m.
Results were announced for Clergy at 9:50:
Mary Spradlin

Ballot # 5

Results for Laity were announced Tuesday at 10:45 a.m.
None elected.
Results for Clergy:
Brenda Weir.

Bliss Dodd made a motion that when the last lay delegate has been elected, the next two in order of votes received be named as alternate delegates to jurisdictional conference. The motion was seconded. After discussion the motion failed.

Ballot # 6

Result for Laity were announced Tuesday at 10:54 a.m.
Corliss McBride

Results for Clergy :
None elected.

Ballot # 7

Results for Laity for ALTERNATE Delegates (vote for 2)
Darlene Alfred
Edith Jones
Results for Clergy were announced.
John McKellar

Ballot # 8

Results for Laity Delegates
Joseph Boatman
Gayland Daugherty
Results for Clergy were announced.
No Elections

Ballot # 9

Results for Clergy were announced.
No Elections.

Ballot # 10

Results for Clergy:
No election.

Ballot # 11

Results for Clergy:
Debra Crumpton was elected.

Ballot #12

Results for Clergy:
Tom Robbins was elected

Ballot #13

Results for clergy:
Clifton Howard was elected.

Ballot #14
Results for Clergy:
Chris Hayes was elected.

Ballot # 15
Results for Clergy:
Jeanie Trevino Teddlie was elected.

Ballot # 16
Results for Clergy:
Paul Gravley was elected.

Ballot # 17.
Results for Clergy:
Jerry Chism was elected.

Ballot # 18
Results for all 4 Clergy alternates:
Randy Wild
Karen Greenwaldt
Lara Whitley
Mike Ramsdell

V. Business of the Annual Conference

PART I ORGANIZATION AND GENERAL BUSINESS

1. Who are elected for the quadrennium (¶¶603.7, 618):

Secretary?	**Randy Wild**
Mailing Address:	**464 Bailey Avenue, Fort Worth, TX 76107**
Telephone:	**800-460-8622; 817-877-5222**
Statistician?	**John Dirk**
Mailing Address:	**21000 Woodway Drive, Waco, TX 76712**
Telephone:	**254-772-3562**
Treasurer?	**David Stinson**
Mailing Address:	**464 Bailey Avenue, Fort Worth, TX 76107**
Telephone:	**800-460-8622; 817-877-5222**

2. Is the Annual Conference incorporated (¶603.1)? **Yes, November 1984**

3. Bonding and auditing:

   What officers handling funds of the conference have been bonded, and in what amounts (¶¶618, 2511)?

   --Comptroller/Treasurer: $250,000

   --Executive Director of the Center for Mission Support $250,000

   Have the books of said officers or persons been audited (¶¶617, 2511)? **Yes** (See report, page 366 of Journal.)

4. What agencies have been appointed or elected?

   a) Answer Yes or No for each of the councils, boards, commissions, or committees listed:

   (1) Board of Ordained Ministry (¶635)? **Yes**
   (2) Board of Pensions (¶639)? **Yes**
   (3) Board of Trustees of the Annual Conference (¶2512)? **Yes**
   (4) Committee on Episcopacy (¶637)? **Yes**
   (5) Committees on Investigation (¶2703.2, .3)? **Yes**
   (6) Administrative Review Committee (¶636)? **Yes**

   b) Indicate the name of the agency (or agencies) in your annual conference which is (are) responsible for the functions related to each of the following general church agencies (¶610.1):

   (1) General Council on Finance and Administration? **Center for Mission Support**
   (2) General Board of Church and Society? **Connectional Table**
   (3) General Board of Discipleship? **Connectional Table**
   (4) General Board of Global Ministries? **Connectional Table**
   (5) Higher Education and Campus Ministry? **Center for Leadership**
   (6) General Commission on Archives and History? **Center for Mission Support**
   (7) General Commission on Christian Unity/Inter-religious Concerns? **Connectional Table**
   (8) General Commission on Religion and Race? **Connectional Table**
   (9) General Commission on the Status and Role of Women? **Connectional Table**
   (10) United Methodist Communications? **Center for Leadership**

   c) Indicate the conference agencies which have responsibilities for the following functions:

   (1) Criminal Justice and Mercy Ministries (¶655)? **Center for Mission Support**

(2) Disability Concerns (¶653)? **Connectional Table**
(3) Equitable Compensation (¶625)? **Center for Mission Support**
(4) Laity (¶631)? **Center for Leadership**
(5) Native American Ministry (¶654)? **Connectional Table**
(6) Small Membership Church (¶645)? **Center for Evangelism & Church Growth**

d) Answer Yes or No for each of the following conference or district organizations:
(1) Conference United Methodist Women (¶647)? **Yes**
(2) Conference United Methodist Men (¶648)? **Yes**
(3) Conference Council on Youth Ministry (¶649)? **Yes**
(4) Conference Council on Young Adult Ministry (¶650)? **Yes**
(5) District Boards of Church Location & Building (¶2518)? **Yes**
(6) Committees on District Superintendency (¶668)? **Yes**
(7) District Committees on Ordained Ministry (¶665)? **Yes**

e) What other councils, boards, commissions, or committees have been appointed or elected in the annual conference? **None**

5. Have the secretaries, treasurers, and statisticians kept their respective records according to the prescribed forms (¶606.8)? **Yes**

6. What is the report of the statistician? **(See report, page 374 of Journal.)**

7. What is the report of the treasurer? **(See reports, pages 155 and 376 of Journal)**

8. What are the reports of the district superintendents as to the status of the work within their districts? **(See report, page 352 of Journal.)**

9. What is the schedule of minimum base compensation for pastors for the ensuing year (¶¶342, 625.3)?

--Elder in Full Connection: **$37,834**
--Probationary Member Non-Student **$33,008**
--Probationary Member Student **$30,504**
--Associate Member **$33,008**
--Full Time Local Pastor **$30,504**

10. What amount has been apportioned to the pastoral charges within the conference to be raised for the support of the district superintendents for the ensuing year (¶614.1a)? **$658,095**

11. a) What amount has been apportioned to the pastoral charges within the conference to be raised for the support of the pension and benefit programs of the conference for the ensuing year (¶¶614.1d, 1507)? **$2,561,342**

b) What are the apportionments to this conference for the ensuing year:
1) For the World Service Fund? **$1,282,497**
2) For the Ministerial Education Fund? **$425,508**
3) For the Black College Fund? **$169,716**
4) For the Africa University Fund? **$37,984**
5) For the Episcopal Fund? **$390,653**
6) For the General Administration Fund? **$146,474**
7) For the Interdenominational Cooperation Fund? **$33,681**

12. If the annual conference apportions to the local church a fund that combines two or more general apportioned funds with one another, or that combines one or more general apportioned funds with funds other than a general apportioned fund, list below for each combined fund: a) the name and amount of each general fund included in the apportionment; b) the percentage of the combined fund total that corresponds to each general fund apportionment (¶¶614.3d, 615.4).

13. Conference and district lay leaders (¶¶603.9, 659):

    a) Conference lay leader: Steve McIver
    Mailing Address: PO Box 545, Ferris, TX 75125

    b) Associate conference lay leader: Kim Simpson
    Mailing Address: 3905 Lake Powell Dr, Arlington, TX 76016

    c) District lay leaders:
    Central District: Michael Miller, 503 S. Ross, Mexia 76667, 254/562-7286
    North District: Tom Harkrider, 6658 Gascony Place, Ft. Worth 76132, 817/423-0615
    West District: Emily Crawford, 1803 Austin Avenue, Brownwood 76801, 325/998-2359
    East District: Cliff Dobbins, 2908 Hunting Drive, Fort Worth 76119, 817/534-6474
    South District: Wayne Matthews, 6200 W. FM 436, Temple 76513, 254/939-0208

14. What local churches have been (Indicate district):

    a) Organized or Chartered?

    (1) New Church Start (¶259.2,.3)
    Wesley UMC, A Ghanaian Community of Faith (Mid-Cities)
    St. James, Temple Satellite (Temple)

    (2) Mission Congregation (¶260.1a) None

    (3) Chartered Local Church (¶259.5) (List only churches chartered this year.) None

    b) Merged (¶¶2545, 2546)? None
    (1) United Methodist with United Methodist? **None**
    (2) Other mergers? **None**

    c) Discontinued or abandoned (¶¶229, 341.2, 2548)? (Indicate district)

    (1) New Church Start (¶259.2,.3)
    Light of the World (Weatherford)
    Vietnamese UMC (Waxahachie)
    Resurrection UMC (Weatherford)

    (2) Mission Congregation (¶259.1a) None

    (3) Chartered Local Church (¶259.5)
    Pleasant Hill (Brownwood) – discontinued (¶2548)
    Topsey (Temple) – discontinued (¶2548)
    Resurrection (Weatherford) – discontinued (¶2548)

    d) Relocated and to what address? None

    e) Changed name of church? (Example: "First" to "Trinity") None

    f) Transferred this year into this conference from other United Methodist conference(s) and with what membership (¶¶41, 260)? None

    g) What other changes have taken place in the list of churches? None

15. Are there Ecumenical Shared Ministries in the conference? (¶208)
    a) Federated church - None
    b) Union Church - None
    c) Merged Church - None
    d) Yoked Parish - None

What changes have been made in district and charge lines?

DISTRICT CHANGES

Brownwood District	Closed 05/31/2011
Fort Worth District	Closed 05/31/2011
Mid-Cities Distrist	Closed 05/31/2011
Temple District	Closed 05/31/2011
Waco District	Closed 05/31/2011
Waxahachie District	Closed 05/31/2011
Weatherford District	Closed 05/31/2011
Central District	Created 06/01/2011
East District	Created 06/01/2011
New Church Start District	Created 06/01/2011
North District	Created 06/01/2011
South District	Created 06/01/2011
West District	Created 06/01/2011
United Christian Fellowship (Navarro College)	Central
New Beginnings	Central
Blum	Central
Covington	Central
Barry	Central
Blooming Grove	Central
Dresden	Central
Chatfield	Central
Coolidge	Central
Corsicana, St Luke	Central
Corsicana, First	Central
Corsicana, Wesley	Central
Dawson	Central
Emhouse	Central
Eureka	Central
Lakeside	Central
Frost	Central

Groesbeck	Central
Hubbard	Central
Kerens, First	Central
Mexia, First	Central
Mount Calm	Central
Richland	Central
Tehuacana	Central
Pleasant Grove	Central
Wortham, First	Central
Thornton	Central
Kirvin	Central
Clifton	Central
Crawford	Central
McGregor	Central
Meridian	Central
Cayote	Central
Valley Mills, First	Central
Lebanon	Central
Bosqueville	Central
China Spring	Central
Elm Mott UMC	Central
Hewitt	Central
Waco, Lakeview	Central
Leroy	Central
Lorena	Central
Mart, First	Central
Meier Settlement	Central
Gholson Wesley Chapel	Central
Perry	Central
Riesel	Central
Speegleville	Central
Robinson Drive	Central
Austin Avenue	Central
Cogdell Memorial	Central
Korean Waco	Central
Woodway	Central
Waco, Central	Central
Lake Shore	Central
Sparks Memorial	Central

West, First	Central
Whitney, King Memorial	Central
Hillsboro, First	Central
Hillsboro, Line Street	Central
Italy, First	Central
Itasca	Central
Waco, First	Central
Pelham Wesley Chapel	Central
Corsicana, Saint Andrews	Central
Brushie Prairie St. Delight UMC	Central
Mexia, St Luke	Central
Mexia, Union Memorial	Central
Springhill	Central
Bracks of Waco	Central
Waco, Wesley	Central
Waco, Mt Zion	Central
Waco, St James	Central
Perry Chapel	Central
Groesbeck Dennis Chapel	Central
Waxahachie, First	East
Alvarado, First	East
Trinity	East
Bedford, William C Martin	East
St Barnabas	East
Arlington, Aldersgate	East
Epworth	East
Bedford, First	East
Arlington, First	East
Good Shepherd	East
Colleyville	East
Covenant	East
Euless, First	East
Arlington, St Andrews	East
Everman	East
Mansfield, Community of Hope UMC	East
El Buen Samaritano UMC	East
Fort Worth, St. Matthew	East
Eastern Hills	East
Handley	East

New World	East
St John the Apostle	East
Meadowbrook	East
Forest Hill	East
Polytechnic	East
Richland Hills	East
Fort Worth, St Luke	East
Grapevine, First	East
Hurst, First	East
Keller	East
Euless, Tongan First	East
Kennedale	East
Mansfield	East
Hurst, Saint Paul	East
Smithfield	East
Whites Chapel	East
Davis Memorial	East
Watauga	East
St Stephen	East
Campus Drive	East
Bardwell	East
Bethel	East
Bristol	East
Britton	East
Ennis, First	East
Ferris, First	East
Ennis, Trinity	East
Sardis	East
Maypearl	East
Midlothian, First	East
Ovilla	East
Palmer, First	East
Red Oak	East
Venus	East
Ferris Heights	East
Arlington, Grace	East
McMillan	East
Fort Worth, St Andrews UMC	East
Morningside	East

Ennis, Alliance of Faith	East
Lifepoint	New Church Start
Our Manna	New Church Start
Rockbridge	New Church Start
New Day	New Church Start
Wesley Ghanaian Comm of Faith	New Church Start
Robinson New Church Start	New Church Start
Faith Fort Worth	North
Cresson	North
Acton	North
Annetta	North
Weatherford, Bethel	North
Bethesda	North
Brock	North
Burleson, First	North
Temple Hall	North
Cahill	North
Cleburne, Wesley Memorial	North
Cleburne, First	North
Cleburne, St Mark	North
Glen Rose	North
Godley	North
Granbury, First	North
Waples	North
Grandview, First	North
Watts Chapel	North
Holders Chapel	North
Millsap	North
Joshua, First	North
Poolville	North
Rio Vista	North
Springtown	North
Silver Creek	North
Tolar	North
Weatherford, Calvary	North
Couts Memorial	North
Weatherford, First	North

Fort Worth, Asbury	North
Alliance	North
Aledo	North
Crowley	North
Azle, First	North
Azle, Eagle Mountain	North
Benbrook	North
Dido	North
Arlington Heights	North
Genesis	North
Fort Worth, Bethel	North
Arborlawn	North
Fort Worth, First	North
Fort Worth, Grace	North
Edge Park	North
Lighthouse Fellowship	North
Fort Worth, University	North
Ridglea	North
River Oaks	North
Christ	North
Fort Worth, Wesley	North
Saginaw	North
Western Hills	North
Kopperl	North
Walnut Springs Meml	North
Thompson Chapel	North
Journey of Faith	South
Cedar Park, Good News	South
Evant	South
Lanham	South
Gatesville, First	South
Bethel	South
Jonesboro	South
Moody, First	South
Mosheim	South
Oglesby	South
Purmela	South

Pidcoke	South
Bartlett	South
Belton, First	South
Copperas Cove, Grace	South
Bruceville Eddy	South
Foundation at Lakewood	South
Florence	South
Georgetown, First	South
Wellspring	South
Georgetown, St Johns	South
Granger	South
Harker Heights	South
Holland	South
Hutto, Discovery	South
Jarrell	South
Killeen, St Luke	South
Killeen, First	South
Killeen, St Andrews	South
Little River	South
Moody Leon	South
Nolanville	South
Rogers	South
Round Rock, First	South
St Philips	South
Salado	South
Taylor, First	South
Taylor,Tenth Street	South
Temple, First	South
Temple, St Paul	South
Oak Park	South
Thrall	South
Troy	South
Mooreville	South
Rosebud	South
Belton Mt Zion	South
Georgetown, St Paul	South
Kells Branch	South
Temple, St James	South

Ballinger	West
Ballinger, Comunidad de Fe	West
Bangs	West
Lake Brownwood	West
Blanket	West
Brownwood, Central	West
Fishermans Chapel	West
Brownwood, First	West
Early	West
Coleman, First	West
Coleman, Trinity	West
Comanche	West
De Leon	West
Morton Chapel	West
Gustine	West
Trickham	West
May	West
Mullin	West
Novice	West
Santa Anna	West
Gouldbusk	West
Valera	West
Winters	West
Zephyr	West
Breckenridge, First	West
Eolian	West
Breckenridge, St Paul	West
Cedar Springs	West
Cisco, First	West
Hannibal	West
Cross Plains	West
Eastland	West
Murray	West
Gordon	West
Gorman	West
Graford	West
Graham, First	West

Tonk Valley	West
Salem-Crestview	West
Jean	West
Mineral Wells, First	West
Mineral Wells, Central	West
Morgan Mill	West
Newcastle	West
Olney	West
Palo Pinto	West
Ranger	West
Rising Star	West
Santo	West
Strawn	West
Bluff Dale	West
Lamkin	West
Dublin, Laurel St	West
Cranfills Gap	West
Dublin, First	West
Hamilton	West
Greens Creek	West
Hico	West
Iredell	West
Stephenville, First	West
Stephenville, Oak Dale	West
Emanuel Chapel	West

CHARGE LINE CHANGES

Central District

Dawson removed from Tehuacana, Tehuacana stands alone.
Wesley Corsicana removed from Chatfield, Chatfield stands alone.
Dawson attached to Wesley Corsicana.
Frost attached to Italy First.

North District

Wesley Memorial removed from Kopperl, Kopperl stands alone.
Wesley Memorial attached to Rio Vista.

East District

UCF Hill College removed from Hillsboro First, attached to Grace Arlington.

West District

Mullin removed from Blanket, each stands alone.
Remove Pleasant Hill from Hico, Pleasant Hill discontinued, Hico stands alone.
Cedar Springs attached to Gordon First and Santo.

PART II PERTAINING TO ORDAINED MINISTERS AND LOCAL PASTORS

(Note: A (**v**) notation following a question in this section signifies that the action or election requires a majority vote of the clergy session of the annual conference. If an action requires more than a simple majority, the notation (**v 2/3**) or (**v 3/4**) signifies that a two-thirds or three-fourths majority vote is required. Indicate credential of persons in Part II: FD, FE, PD, PE, and AM when requested.)

17. Are all the clergy members of the conference blameless in their life and official administration (¶¶604.4, 605.6)?

18. Who constitute:

    a) The Committee on Investigation (¶2703.2)? (**v**)

    Clergy (4): **Doyle Allen, RE; Tim Bruster, FE; Robin Stevens, FD; Kay Hawkins, FE**

    Professing Members (3): **Bliss Dodd; Hiram Smith; Curtis Lackey**

    Alternate Clergy (3): **Sally Fleming, FE; James Terry, FD; Donna Ware, FE**

    Alternate Professing Member (3): **Pat Stroman; Earl Cox; Myrtis Parker**

    b) The Administrative Review Committee (¶636)? (**v**)

    Chauncey Nealy, FE; Melissa Nichols, RD; Stephen Schmidt, FE

    Alternates: **Georgia Allen, RE; Howard Martin, FE**

19. Who are the certified candidates (¶¶311, 312)

    a) Who have been certified as candidates for ordained or licensed ministry since the last session of the annual conference? (List the names of all those who have been certified, including those who are also listed in questions 20 and 21.)

Name	Certified	District
Archer, David	10/21/2010	Temple
Austin, Dara	05/05/2011	Mid-Cities
Bang, Seung Ho	03/29/2011	Waco
Barnett, Robert	12/14/2010	Waco
Bates, Fred, Jr.	03/20/2011	Fort Worth
Chaney, Patrick	12/14/2010	Waco
Craig, Dustin "Dusty"	09/16/2010	Mid-Cities
Fields, Margaret Linda	03/20/2011	Fort Worth
Finau, Sela	05/05/2011	Mid-Cities
Jones, Marilyn L.	06/21/2010	Mid-Cities
Macalik, Tolli	05/05/2011	Mid-Cities
Mahe, Salome	9/16/2010	Mid-Cities
Marshall, Lance Garrett	09/16/2010	Mid-Cities
McClammy, William "Will"	02/24/2011	Brownwood
Metze-Roberts, Laura J.	10/21/2010	Temple
Miller, Jannette	02/24/2011	Brownwood
Moss, Cynthia Suzanne	01/24/2011	South
Palady, Jayme Don	01/11/2011	Brownwood
Patton, Debra Yvonne	03/20/2011	Fort Worth

Prud'homme, Tommy John	03/10/2011	Temple
Reynolds, Joseph Wyndell Neely	03/20/2011	Fort Worth
Roberts, Sarah	05/05/2011	Mid-Cities
Rodden, Michael James "Mike"	03/20/2011	Fort Worth
Schmidt, Stephanie Elyse	09/25/2009	Temple
Strom, Mel	05/05/2011	Mid-Cities
Witmer-Faile, Margaret	05/05/2011	Mid-Cities

b) Who are continued as certified candidates for ordained or licensed ministry? Do not list as continued those licensed as local pastors in Question 21 or those listed as provisional members in question 28.)

Archer, David; Copeland, Francine; Holmes, Margaret; Hotz, Rita; Latu, Kolotile; Rodden, Michael James; Schmidt, Stephanie Elise; Senkel, James W. "Jimmy"; Woodard, John W.; Zemba, Marilyn

c) Who have had their candidacy for ordained or licensed ministry accepted by a District Committee on Ordained Ministry in another annual conference? (Include name of accepting conference.)

Hughes, Crystal (Oklahoma); Ruddell, Christopher (Oklahoma)

d) Who have been discontinued as certified candidates for licensed or ordained ministry?

John Robert Aleman, (withdrawn) 3-10-11; Alvin Booker, 3-15-11; Diana Maahs (withdrew), 11-04-10; James Marcus Murphy, 3-10-11; Timothy Wilson, 3-10-11

20. Who have completed the studies for the license as a local pastor, are approved, but are not now appointed? (¶315 —Indicate for each person the year the license was approved.):

Name	Licensing School
Archer, David	2010
Copeland, Francine	2005
Holmes, Margaret	2011
Hotz, Rita	2010
Latu, Kolotile	2010
Rodden, Michael James	2010
Senkel, James W. "Jimmy"	2002
Woodard, John W.	2010
Zemba, Marilyn	2006

21. Who are approved and appointed as: (Indicate for each person the first year the license was awarded. Indicate what progress each has made in the course of study or the name of the seminary in which they are enrolled. Indicate with an asterisk those who have completed the five year course of study or the M.Div. (¶319.4)? (v)

a) Full-time local pastors? (¶318.1)

Name	Licensing School	Course of Study Progress
Bell-Blakely, Althea Denise	2002	2 courses
Combs, Valda Jean	2008	Perkins
Goodrich, David *	2001	Basic Complete plus 33 hours advanced
Hawkins, Daniel	2009	Perkins
Klemm, Richard L. *	1996	Basic Complete
Latu, Alex F.	2004	Basic Complete
Lewis, C. Wayne	1999	Basic Complete
McIlvain, Ted	2007	0 courses
Ray, David James *	2008	Brite
Reid, Sharon S. *	2003	Basic complete
Reynolds, Eldon	2000	15 courses
Roberson, Joy	2010	MTS, 2006 Perkins
Starnes, Ira Lynn *	1997	Basic complete
Sterling, William A. *	1992 NWT	Basic Complete plus 6 hours Advanced COSS
West, Glenda	2006	8 courses
Williamson, Judy R. *	2004	M.Div. 2008 (Brite)
Wimberley, Linda *	2001	Basic and Advanced Complete

b) Part-time local pastors? (¶318.2) (fraction of full-time in one-quarter increments)

Name	Licensing School	Fraction of full-time	Course of Study Progress
Allcorn, Benny M.	2001	¼ time	12 courses
Barnett, Robert	2010	½ time	0 courses
Campbell, Vivian	2009	¼ time	0 courses
Careaga, Carlos	1999	½ time	Perkins
Chaney, Patrick	2010	¼ time	Perkins
DeBord, Bert A.	2002	¼ time	4 courses
Douglas, Eric	2010	¼ time	Asbury
Goodfellow, Scott	2009	½ time	Perkins
Hines-Kelly, Alicia D.	2003	½ time	19 Basic courses, 10 hours Advanced COSS (credit)
Humann, Alison	2006	¾ time	Perkins
Jackson, Howard "Jack"	2006	½ time	6 courses
Jinks, Larry	2004 (NTC)	¼ time	Perkins, M.Div. 2009
Jones, Clint	2009 (Holston)	¾ time	Perkins
Jones, Helen H.	2005	¼ time	8 courses

Name	Licensing School	Fraction of full-time	Course of Study Progress
Jones, Marilyn	2010	½ time	Perkins
Louie, Arcynthia	2006	¼ time	5 courses
McCracken, Joseph B. "JB"	2006	¾ time	9 courses
Mahlow, Kathleen Jo *	2007	¼ time	M.Div., 2009 Brite
Palady, Jayme	2010	½ time	?
Perry, Wesley	2009	¼ time	0 courses
Reynolds, Joseph W. Neely	2010	¾ time	Brite
Ricker, David	2003	¼ time	M.Div., 2006 Brite
Seth, John A.	2001	½ time	15 courses
Tucker, Charles Randall "Randy"	2007	½ time ¼ time	Perkins
Van Rader, April	2004	¼ time	2 courses (undergrad, UTA)
Way, Greg *	2002	½ time	Basic complete
Wilbanks, Dale	2008	¾ time	Perkins

c) Students from other annual conferences or denominations serving as local pastors and enrolled in a school of theology listed by the University Senate (¶318.4)?

Kirk Watson, Northwest Texas Conference (1/4 time)

d) Persons serving as local pastors while seeking readmission to conference membership (¶¶365.4, 366, 368.3)? (If not in this conference indicate name of conference where serving.)

22. Who have been discontinued as local pastors (¶320.1)?
A. J. Hillin, 4-25-11; Victor Peña (withdrew), 11-21-2010;

23. Who have been reinstated as local pastors (¶320.4)?
Francine Copeland

24. What ordained ministers or provisional members from other Annual Conferences or Methodist denominations are approved for appointment in the Annual Conference while retaining their conference or denominational membership (¶¶331.8, 346.1)? (List alphabetically; indicate Annual Conference or denomination where membership is held. Indicate credential.)

a) Annual Conferences

Name	Conference
Baek, Hyeong-Dong (OE) (¶ 346.1)	Nebraska
Biggs-Scribner, Glenn Lee (OD) (¶ 346.1)	Oklahoma
Crews, James P. (OE) (¶ 346.1)	Southwest Texas
Delony, Len (OE) (¶ 346.1)	Arkansas
Harkins, Carl (OD) (¶346.1) (1/4 time)	Dakotas
Heusel, Scott (OE) (¶346.1)	Oklahoma
Lim, Chansoon (OE) (¶ 346.1)	Peninsula-Delaware

Name	Conference
Mollet, John (OE) (¶ 346.1)	North Texas
Nunley, Andrew (OE) (¶ 346.1)	Texas
Roark, M. Lee (OE) (¶ 346.1)	Northwest Texas
Shepherd, Gale W. "Dub" (OD) (¶ 346.1)	Texas
Sobzcak, Stephen (OD) (¶ 346.1)	North Texas
Tolbert, Judith Katherine (OE) (¶ 346.1) (1/4 time)	Southwest Texas
White, Stephanie (OP) (¶ 346.1)	West Ohio

b) Other Methodist Denominations

Kil Suk Na (OE) (¶ 346.1), Seoul, Korean Methodist Church

25. What clergy in good standing in other Christian denominations have been approved to serve appointments or ecumenical ministries within the bounds of the Annual Conference while retaining their denominational affiliation (¶¶331.8, 346.2)? (v) (Designate with an asterisk those who have been accorded voting rights within the annual conference. Indicate credential.)

	Credential	Denomination	Appointment
L. Kofi Adzaku	OF	Presbyterian	Harris Methodist Hospital, FW
Angelo Betancourt, (¶346.2)	OF	Church of God	Harris Methodist Hospital, FW
Timothy Madison (¶ 346.2)	OF	Cooperative Baptist Fellowship	Harris Methodist Hospital, Southwest
Wayne Menking (¶ 346.2)	OF	Evangelical Lutheran Church of America	Harris Methodist Health System CPE Center
Carey M. Reynolds(¶ 346.2)	OF	Southern Baptist	Harris Methodist Hospital, FW
Cynthia G. Ryan (¶ 346.2)	OF	Disciples of Christ	First, Grapevine
Dora E. Saul (¶ 346.2)	OF	Cooperative Baptist Fellowship	Harris Methodist Hospital, FW
Candace Stroup(¶ 346.2)	OF	Disciples of Christ	Harris Methodist Hospital, FW
James Allan Tenery(¶ 346.2)	OF	Church of Christ	Harris Methodist Hospital, FW
Linda S. White(¶ 346.2)	OF	Disciples of Christ	Harris Methodist Hospital, HEB
Wayne Wright Williams	OF	Evangelical Free Church of America	First, Waco

26. Who are affiliate members: (List alphabetically; indicate annual conference or denomination where membership is held.)
    a) With vote (¶586.4 [v])? **None**
    b) Without vote (¶¶334.5, 344.4)? (**v 2/3**) **None**

NOTE: If your conference has admitted or ordained persons as a courtesy to another

conference, list these persons in Question 40 only. If persons have been admitted or ordained by another annual conference as a courtesy to your conference, list these persons in Questions 27-39, whichever are appropriate, giving the date and name of the accommodating conference.

27. Who are elected as associate members? ¶322 (**v**) (List alphabetically-see note preceding Question 27):

Robyn Sue Haar Young

28. Who are elected as provisional members and what seminary are they attending, if in school? (under ¶¶322, 324, 325)
    a) Provisional Deacons:
        (1) Under the provisions of ¶¶ 324.4a, c? (**v**)
        None
        (2) Under the provisions of ¶324.5? (**v**)
        None
    b) Provisional Elders:
        (1) Under the provisions of ¶¶ 324.4a, b? (**v**)

Name	Seminary
Braddock, Walter Harrell, Jr. "Harrell"	Brite, M. Div., 12/2010
Duggins, James Lawrence "Larry"	Perkins, M. Div., 05/2011 (Begins D. Min., Fall 2011)
Nader, John Richard	Brite, M. Div., 05/2010
Slaten, Charles Bradley "Brad"	Austin Presbyterian, M. Div., 05/2011
Turner, Arlene Infante	Perkins, M. Div., 05/2011 (Begins D. Min., Fall, 2011)

        (2) Under the provisions of ¶324.6? (**v**)
        None
        (3) Under the provisions of ¶322.4? (**v 3/4**)
        None

29. Who are continued as provisional members, in what year were they admitted to provisional membership, and what seminary are they attending, if in school (¶326)?
    a) In preparation for ordination as a deacon? (PD) (¶326.1)

Name	Seminary
Grant, Darlene Low	Admitted 2007 (Brite, MACS 2007)
Lancaster, Kay	Admitted 2010 (Brite, MACS 2009)
Shapley, Gregory Paul "Greg"	Admitted 2007 (Brite, MTS 2009)
Tate-Almy, Amy	Admitted 2010 (Brite, M. Div. 2000)

    b) In preparation for ordination as an elder? (PE) (¶326.2)

Name	Seminary
Beckling, Tae Sun	Admitted 2008 (Perkins, M. Div. 2007)
Dobbins, Kyland Cason	Admitted 2009 (Perkins, M. Div., 2010)
Gregory, Janice	Admitted 2005 (Brite, M. Div., 2005

Name	Seminary
Hidde-Gregory, Leah Suzanne	Admitted 2010 (Perkins, M. Div., 2011)
Love, Michael Harry "Mike"	Admitted 2008 (Brite, M. Div., 2005)
Moss, William, Stephen, IV "Steve"	Admitted 2010 (Perkins, M. Div., 2009)
Nimocks, Robert F., IV	Admitted 2009 (Brite, M. Div., 2010)
Pierce, Sandralynn Lou "Sandy"	Admitted 2010 (Perkins, M. Div., 2007
Valendy, Estee Carel	Admitted 2009 (Brite, M. Div., 2009)
Watson-Martin, Elizabeth	Admitted 2007 (Southwest Baptist, M. Div.)
Worcester, Harris Eugene	Admitted 2006 (Brite, M. Div. 2004)

c) Provisional deacons who became provisional elders? (Indicate year) **None**

d) Provisional elders who became provisional deacons? (Indicate year) **None**

e) Provisional members who transferred from other conferences or denominations? (¶347)

30. Who have been received from other Christian denominations (¶347.3): (List alphabetically—see note preceding Question 27):

a) As provisional members (¶347.3a,b)? (**v**) (date received) **None**

b) As local pastors (¶347.3a)? (**v**) (date received) **None**

31. Who are elected as members in full connection? (List alphabetically-see note preceding Question 27. **Anyone appearing on this question must also be listed somewhere in questions 32-33 or 35, unless the clergy's orders from another denomination were recognized on question 39 in a previous year.):**

a) Deacons

Name
Georg, Miriam Joan
Ybañez, Matthew

b) Elders

Name
Arellano-Davis, Laura
Carr, Louis Charles, Jr.
Coon, Yvonne Michelle
Cotton, Lori Nichols
Forsythe, Amy Kristin
Ingram, Krista Danielle
McMinn, David Allan
Meek, Katherine Anne "Katie"
Mellette, Jonathan Freeman
Robbins, Joel Mark
Smith, Ramon Frashawn
Trigg, William Lee
Valendy, Jason Matthew

32. Who are elected for ordination as deacons in full connection and what seminary did they attend? (List alphabetically-see note preceding Question 27)
    a) After provisional membership (¶330)? (**v 2/3**)

Name	Seminary
Georg, Miriam Joan	**Brite, M. Div. 2009**
Ybañez, Matthew Wade	**Perkins, CMM 2009**

    b) Transfer from elder in full connection (¶309.3)? (**v 2/3**) **None**

33. Who are elected for ordination as elders and what seminary did they attend?
    a) After provisional membership? (¶335) (**v 2/3**)

Name	Seminary
Arellano-Davis, Laura Maxine	**Perkins, M. Div., 2007**
Carr, Louis Charles, Jr.	**Brite, M. Div., 2008**
Coon, Yvonne Michelle	**Brite, M. Div., 2008**
Cotton, Lori Nichols	**Brite, M. Div., 2009**
Forsythe, Amy Kristin	**Brite, M. Div., 2009**
Ingram, Krista Danielle	**Austin Presbyterian, M. Div., 2009**
McMinn, David Allan	**Brite, M. Div., 2007**
Meek, Katherine Anne "Katie"	**Brite, M. Div., 2008**
Mellette, Jonathan Freeman	**Perkins, M. Div., 2009**
Robbins, Joel Mark	**Brite, M. Div., 2009**
Smith, Ramon Frashawn	**Perkins, M. Div., 2009**
Trigg, William Lee	**Brite, M. Div., 2009**
Valendy, Jason Matthew	**Brite, M. Div., 2009**

    b) Transfer from deacon in full connection? (¶309.3) (**v 2/3**) **None**

34. What provisional members, previously discontinued, are readmitted (¶364)? (**v**) **None**

35. Who are readmitted (¶¶365–367 [**v**], ¶368 [**v 2/3**]):
    a) As associate members? **None**
    b) As members in full connection? **None**

36. Who are returned to the effective relationship after voluntary retirement (¶358.7): (**v**)
    a) As associate members? **None**
    b) As provisional members? (Indicate credential) **None**
    c) As members in full connection? (Indicate credential) **None**

37. Who have been received by transfer from other annual conferences of The United Methodist Church (¶¶347.1, 416.5, 635.2m)? (List alphabetically. Indicate credential. See note preceding Question 27.)

Name	Conference	Credential
Alvarado, Armando	**Rio Grande**	**FE**
Benson, Ernest	**Kansas**	**FE**
Wright-Chapman, Michael	**North Texas**	**FD**

38. Who are transferred in from other Methodist denominations (¶347.2)? (List alphabetically. Indicate credential.) **None**

39. What clergy, coming from other Christian denominations, have had their orders recognized (¶348): (**v**)
    a) As deacons? **None**
    b) As elders? **None**

40. Who have been ordained as a courtesy to other conferences, after election by the other conference? (See note preceding Question 27. Such courtesy elections or ordinations do not require transfer of conference membership.)
    a) Deacons in full connection? **None**
    b) Elders in full connection? **None**

41. Who have been transferred out to other annual conferences of The United Methodist Church (¶416.5)? (List alphabetically. Indicate credential. See note preceding Question 27.)

    None

42. Who are discontinued as provisional members (¶327.6)? (Indicate credential) (**v**).

    Wimberley, Linda, PE

43. Who are on location?
    a) Who has been granted honorable location (¶359.1)? (Give date when this action became effective. Record Charge Conference where membership is held. Indicate credential and year of most recent report.):
        (1) This year? (**v**)
        None
        (2) Previously?

Name/Address	Effective Date	Charge Conference
Augustine, Louis, (FE) P. O. Box 2613 Galveston, TX 77553-2613	**02/09/2010:2011**	**St. Paul UMC, Galveston**
Benedicto, Teri H., (FE) 6025 Wildwood Dr. McKinney, TX 75070	**06/01/2006:2009**	**Emhouse UMC**
Boeglin, Suzanne, (FE) 275 Mohon Whitney, TX 76692	**02/09/2010**	**Covington UMC, Whitney**
Brown, George Pat, (FE) 3004 W. 2nd Ave., Apt. A Corsicana, TX 75110	**06/05/1968:2005 Reports no longer requested due to health**	**First UMC, Wortham**
Burris, Sarah Collins (FE) 34 Willow Run Drive Belton, TX 76513	**06/01/2003:2010**	**First UMC, Belton**
Roberts, Dan W., (FE) 118 Wolf Lane Waco, TX 76705	**02/09/2010**	**Austin Avenue UMC, Waco**
Schade, Jay (FE) 310 Rio Grande Hutto, TX 78634	**06/01/2001:2010**	**Hutto UMC**

Name/Address	Effective Date	Charge Conference
Spalding, Michael E. (FE) 707 Shallow Creek Drive Tuscaloosa, AL35406	**06/01/1977:2009**	**Meadowbrook UMC, Ft. Worth**
Tibbs, Ben L. (FE) P. O. Box 583 Hempstead, TX 77445	**06/01/1989:2010**	**FUMC Hempstead, Texas Conference**
Williams, Wesley W. (AM) 420 Nathan St. Burleson, TX 76028	**06/06/1972:2005 Reports no longer requested due to health, nursing home resident**	**Watts Chapel, Grandview**
Younger, Benny B. (FE) 103 County Road 3630 Clifton, TX 76634	**06/09/1971:2011**	**West UMC, West**

b) Who on honorable location are appointed ad interim as local pastors? (¶359.2) (Indicate date and appointment.) **None**

c) Who has been placed on administrative location (¶363.1? (Give date when this action became effective. Record Charge Conference where membership is held. Indicate credential.):

(1) This year? (**v**) **None**

(2) Previously? **None**

44. Who have been granted the status of honorable location–retired (¶359.3)? (Record Charge Conference where membership is held. Indicate credential.):

a) This year? (**v**) **None**

b) Previously?
Daniel K. Beck, FUMC, Joshua, FE; Charles Chadwick, FE, Christ UMC (OK Conf); James R. Caruthers, FE, McMillan UMC, Ft. Worth (died 5/16/2011); Donald C. Kelley, FE, Acton UMC, Granbury; Richard Russell Smith, FE, F UMC Colorado Springs (Rocky Mtn. Conf); Charles Wesley Thomas, FE, Bethel UMC, Weatherford; James Van Rite, FE, St. Andrew UMC

45. Who have had their status as honorably located and their orders terminated (¶359.2)? (**v**) (Give date when this action became effective. Indicate credential.)
Herman Y. Merritt (FE), 02/01/2011 (withdrew from ordained ministerial office)

46. Who have had their conference membership terminated? (Give date when this action became effective. Indicate credential.)

a) By withdrawal to unite with another denomination (¶360.1, .4)? (**v**)
None

b) By withdrawal from the ordained ministerial office (¶360.2, .4)? (**v**)
E. Rachael Sandifer, FE, 09/15/2010

c) By withdrawal under complaints or charges (¶¶360.3, .4; 2719.2)? (**v**)
Andrew John Decker, FE, 12/08/2010

d) By termination of orders under recommendation of the Board of Ordained Ministry (¶635.2k(8))? (**v**) **None**

e) By trial (¶2713)? (**v**) **None**

47. Who have been suspended under the provisions of ¶361.1c, ¶2704.2c or ¶2711.3? (Give effective dates. Indicate credential.)
None

48. Deceased (List alphabetically in the spaces provided)
    a) What associate members have died during the year?
    Effective: **None**
    Retired: **None**
    b) What provisional members have died during the year? (Indicate credential.)
    Effective: **None**
    Retired: **None**
    c) What elders in full connection have died during the year?
    Effective:

Name	Date of Birth	Date of Death
Diehm, Ken J.	**03/01/1958**	**02/19/2011**

Retired:

Name	Date of Birth	Date of Death
Clifford, Frederick Burr	**06/03/1914**	**01/06/2011**
Flynt, Woody R., Jr.	**05/21/1928**	**02/01/2011**
Hodges, Jones Woodrow	**06/05/1918**	**03/11/2011**
Prather, Melvin S.	**07/28/1923**	**03/24/2011**
Reynolds, Wilbur T.	**06/27/1925**	**03/10/2011**
Sanders, Robert Wilburn	**05/22/1928**	**12/27/2010**
Shamblin, John Kenneth, Jr.	**02/06/1940**	**07/14/2010**
Williams, Dan W.	**07/11/1931**	**09/10/2010**

    d) What deacons in full connection have died during the year?
    Effective: **None**
    Retired: **None**
    e)What local pastors have died during the year?
    Active: **None**
    Retired: **None**

49. What provisional or ordained members (elders and deacons) have received appointments in other Annual Conferences of The United Methodist Church while retaining their membership in this Annual Conference (¶¶331.8, 346.1)? (List alphabetically; indicate annual conference where appointed. Indicate credential.)

Name – Credential (¶)	Conference
Baumgartner, Lisa, FE (¶ 346.1)	**Louisiana**
Bright, Dian, FD (¶ 346.1)	**North Texas**
Churchman, Lindsay FE (¶ 346.1)	**Illinois Great Rivers**
Dalco, Bryan FE (¶ 346.1)	**Texas**
Hoffman, Christi M. FE (¶ 346.1)	**Northwest Texas**
Holloway, Melinda FE (¶ 346.1)	**Georgia**
Johnson, Mary Ellen FE (¶ 346.1)	**Southwest Texas**
Porter, Paul FE (¶ 346.1)	**Texas**

Name – Credential (¶)	Conference
Rivera, Brenda Suzy Welch FE (¶ 346.1)	New York
Song, Jong Nam FE (¶ 346.1)	Peninsula-Delaware
Stanley-Soulen, Melanie FE (¶ 346.1)	North Georgia
Tran, Sanh Van FE (¶ 346.1)	West Michigan
Warden, Patricia FE (¶ 346.1)	South Carolina

50. Who are the provisional or ordained members on leave of absence and for what number of years consecutively has each held this relation (¶354)? (Indicate credential. Record Charge Conference where membership is held.)

a) Voluntary? (**v; v 2/3 after 5 years**)

(1) Personal (¶354.2a)

Name	Years	Charge Conference
Dack, Cindy Taylor (FE)	3	First UMC, Hamilton
Gilliam, Beverly (FE)	1	St. Stephen's UMC, Arlington
Holbrook, Linda, FE	1	Smithfield UMC
Peterson, Jamie Lee (PE)	3	Grace UMC, Ft. Worth
Seawell, Philip L. (FD)	7	First UMC, Round Rock
Smith, Don C. (FE)	10	None declared

(2) Family (¶354.2b)

Name	Years	Charge Conference
Galaviz, Sarah Leach (FD)	7	First UMC, Arlington
Gregory, Janice (PE)	0	Thompson's Chapel
Mordecai, Cathy (FE)	2	First UMC, Kennedale
Peterson, Katie Stellar (FE)	15	First UMC, Arlington
Robbins, Christie (FE)	2	Ovilla UMC, Ovilla

(3) Transitional (¶354.2c)

Name	Years	Charge Conference
Freeto, Linda	1	St. Stephen UMC, Arlington
Murraine, Nelda Barrett (FD)	2	St. Andrew's UMC, Ft. Worth

b) Involuntary? (**v 2/3**)

None

c) Who have been placed on leave of absence since the last session of the annual conference (ad interim)?:

(1) Voluntary? (**v**)

(i) Personal

None

(ii) Family

Name	Years	Effective Date
Mordecai, Cathy (FE)	**1**	**04/01/2011**
Wear, Jana (FE)	**1**	**02/17/2011**

(iii) Transitional

Dittrich, Holly (FD) 09-27-2010 to 01-02-2011;

Freeto, Linda (FD) 04-01-2011

(2) Involuntary? **(v 2/3) None**

d) Who on leave of absence have had their leaves terminated since the last session of the annual conference (ad interim)?

Grant, Darlene Low(PD); Hoffman, Christi(FE); McDermott, Thomas(FD); Vaughn, Robert Douglas(FD); Watson-Martin, Elizabeth(PD); Wear, Jana(FE)

51. Who are granted sabbatical leave (¶352)? (**v**) (Give date when this relation became effective; indicate credential.)

Adkins, Brenda (FE) (06/01/2011)

52. What actions have been taken concerning disabled members (¶357)? (Indicate credential.)

a) Who were granted incapacity leave since the last annual conference session (¶357.2)? (Give effective dates)
Baldwin, Jan (FE), 01/01/2011

b) Who have had their incapacity leave terminated since the last conference session (¶357.3)? (Give effective dates of terminations): **None**

c) Who are granted incapacity leave at this session (¶357.1)? (**v**)

Baldwin, Jan (FE); Bergeron, Kenneth E. (FE); Boeglin, Timothy (FE); Colwell, Terry (FE); Corder, Rodney E. (FL); Helm, Marie (FE); Kirk-Hall, Denise A. (FE); Linnstaedt, Robert (FE); Olney, James R. (FE); Puckett, Joyce Elaine (FE); Samford, Karen Joy (FD); Schade, Kathye (FE); Stratton, Margaret (FE); Williams, Annette V. (FD); Woods, Nancy (FE)

53. What members in full connection have been retired (¶358): (**List** alphabetically giving full name—first, middle, last—in that order. If retiring in the interim between conference sessions (¶358.2d), indicate the effective date of retirement.) (**Under ¶358.1, no vote required; under ¶358.2, v; under ¶358.3, v 2/3**)

Deacons

a) This year? **Wier, Brenda 12/31/2010**

b) Previously? **Adair, Sharon; Bennett, Nancy L.; Dahl, Dorothy; Elliott, Barbara Moffitt; Gause, Jackie M.; Geisel, Nila; Howard, Leotia Floyd; Nichols, Melissa A.; Smiley, Diane**

Elders

a) This year?

Name	Paragraph	Effective Date
Bradley, Milana	**358.2**	**04/01/2011**
Irvin, Gerald "Jerry"	**358.1**	**06/01/2011**
Miles, Roderick	**358.2**	**06/01/2011**
Newton, James Nowell, Jr. "Jim"	**358.2**	**01/01/2011**
Ozmer, Harvey L.	**358.2**	**06/01/2011**
Robertson , Sharon D.	**358.2**	**06/01/2011**

Smart, Eddie	**358.2**	**06/01/2011**
Tye, Beverly	**358.2**	**02/01/2011**
Waser, Dale	**358.2**	**06/01/2011**

b) Previously?
Doyle Allen, Georgia M. Allen, Andy Andrews, J. Noble Atkins, Hubert L. Austin, John P. Aymond, C. Bruce Baker, Ronald Ballard, Roger Barker, Jay Beavers, Lee A. Bedford, Wallace Bennett, Martha S. Bessac, Kenneth L. Boatman, Robert H. Briles, Grady B. Brittain, Tommy C. Brooks, Arthur H. Buhl, Dennis Camp, Robert L. Campbell, Tony Glen Campbell, Wilson Canafax, Robert E. Cavanaugh, Gene A. Chamness, David Chavez, Joan Choyce, Troy C. Clinesmith, Weldon S. Crowley, Jack Kyle Daniels, James W. Darnell, Jr., R. Jerden Davis, Claude W. Davison, Watt William Dozier, Benjamin Connally Dugger, E. Ray Elliot, Donald Elrod, E. B. Elswick, Jr., Stanley W. "Swede" Erickson, Gilbert Ferrell, Nathan Cleon Flanagan, John N. Flynn, Hubert Foust, Andrew Fowler, John Ed Francis, Richard Freeman, R. Verne Fuqua, Jim B. Gause, R. Kyle Glenn, Allen Goss, Wm. E. Grisham, Lawrence B Grubb, Lloyd D. Hagemeier, Dennis Harris, Luther W. Henry, Rollo J. Herrington, Catherine Peden Hix, Richard E. Holden, Jr., Charles L. Holland, Jr., Barry Holmes, William Howard Horick, Wesley A. Howard, Jr., W. B. (Bill) Hughes, John Wesley Hulme, Roland Q. Humphrey, H. Lamar Hunt, Richard A. Hunt, W. Don Johnson, Hiram E. Johnson, Jr., John Calvin Johnson, Leonard Johnson, Fred W. Kandeler, Wanda G. Kile, Bon Woong Koo, Janice M. Kreitner-Cain, Elizabeth E. Kugel, Joseph F. Larson, E. Frank Leach, William Longsworth, Jane B. Lovett, Barbara Lucas, Sandra J. Lydick, Myron C. Madden, Benjamin B. Marney, Kent D. Marrs, Maureen B. Mathias, J. Pat McClatchy, Archie H. McCleskey, Charles McClure, John K. McKee, J. Eric McKinney, Jr., Robert E. Messer, Marvin Moore, Robert Moran, Priscilla W. Neaves, Donald F. Osada, J. Michael Patison, Billy Mack Patteson, Henry E. Persley, T. Michael Phillips, Donald M. Pike, Carolyn Jo Ponder, James R. Porter, George Proctor-Smith, L. Klel Quesenberry, Henry W. Radde, Leonard C. Radde, Bill R. Reed, Cecil D. Reed, Dale W. Rider, Walter Tom Ridlehuber, R. Jack Riley, Donald J. Roath, Sidney Roberts, Eugene B. Robertson, John C. Robertson, Jr., James A. Sanders, Jr., Judy Sands, Alfred G. Sanford, Sr. John W. Schaub, Clarence Calvin Schultz, J. W. Sellers, Fred Landy Senter, Kent Seuser, John T. Shipman, Walter Silveria, Alice Pauline Sims, Edis R. Sluder, Tom E. Smith, Annette Sowell, Jesse J. Sowell, Uriah L. "Buddy" Stegman, Ann L. Stevens, Wayne L. Stork, Delbert H. Taylor, James R. Taylor, Timothy G. Thomas, David I. Tidd, James E. Tims, Susan M. Trammell, B. Thomas Tribble, Wilma Smiley Tune, Robert M. Turner, Larry Van Zile, Boyce Vardiman, Bob F. Weathers, Gary Whitbeck, Charles M. Whittle, John H. Williams, Fred Winslow, Barbara Wordinger, Nancy Lu York, T. Michael Young, Robert E. Young

54. What associate members have been retired (¶358): (**List** alphabetically giving full name-first, middle, last-in that order. If retiring in the interim between conference sessions (¶358.2d), indicate the effective date of retirement.) (**Under ¶358.1, no vote required; under ¶358.2, v; under ¶358.3, v 2/3**)
    a) This year?
    None
    b) Previously?
    Efird, Mike; Falahola, Olini; Haynes, James L.; Haynes, Lavelle M.; Marlow, Herbert C.; Modgling, Phyllis; Orr, Georgia

55. What provisional members have been retired (¶358): (Indicate credential. If retiring in the interim between conference sessions (¶358.2d), indicate the effective date of retirement.) **(Under ¶358.1, no vote required; under ¶358.2, v; under ¶358.3, v 2/3)**
    a) This year? **None**
    b) Previously? **None**
56. Who have been recognized as retired local pastors (¶320.6):
    a) This year?
    Summers, Nancy Tribble
    b) Previously?
    Beeman, Robert; Bentley, Joe; Crowder, Thomas B.; Jones, L. Wesley; Mott, Marvin L.; Sorrells, Kermit
57. Changes in clergy membership: What is the number of ordained ministers: (NOTE: The numbers in parenthesis following each category listing are the question numbers in this report form where ministers in that category are listed. The number reported below should agree with the number of names listed in the corresponding questions.)
    a) Elected as associate members? (27)
    b) Elected as provisional members? (28a, b)
    c) Elected as deacons in full connection? (32a)
    d) Elected as elders in full connection? (31b)
    e) Readmitted? (34, 35a, b)
    f) Retired made effective? (36a, b, c)
    g) Transferred in? (30a, 37, 38)
    h) Transferred out? (41)
    i) Discontinued as provisional members? (42)
    j) Honorably located this year? (43a1)
    k) Administratively located this year? (43c1)
    l) Withdrawn? (46a, b, c)
    m) Termination of orders? (46d)
    n) Terminated by trial? (46e)
    o) Deceased? (48a, b, c, d)
58. What is the number of:
    a) Pastoral charges?
    b) Local churches?
59. What is the number of clergy members of the Annual Conference:
    a) By appointment category and conference relationship?
    (NOTES:
        (1) Where applicable, the question numbers on this report form corresponding to each category have been placed in parenthesis following the category title. Where these question numbers appear, the number reported in that category should agree with the number of names listed in the corresponding questions.
        (2) For the three categories of Appointments to Extension Ministries, report as follows:
        ¶344.1a, c): the number of clergy members appointed within United Methodist connectional structures, including district superintendents, or to an ecumenical agency.

¶344.1b, c): the number of clergy members appointed to extension ministries, under endorsement by the Division of Chaplains and Related Ministries of the General Board of Higher Education and Ministry.
¶344.1d): the number of clergy members appointed to other valid ministries, confirmed by a two-thirds vote of the Annual Conference.

See the Discipline paragraphs indicated for more detailed description of these appointment categories.)

(Licensed Local Pastors not currently under appointment should not be counted as clergy members of the conference)

Categories	Deacons in Full Connection	Elders in Full Connection	Provisional Deacons	Provisional Elders	Associate Members & Affiliate Members With Vote	Full–time Local Pastors	Part–tim Local Pastors
Pastors and deacons whose primary appointment is to a Local Church (¶¶331.1c, 339)	24	200	3	14	3	20	24
Deacons (in full connection and provisional) serving Beyond the Local Church (¶331.1a, b) (81a,b)		8 xxxxx xxxxx xxxxx	1	xxxxx xxxxx xxxxx	xxxxx xxxxx xxxxx	xxxxx xxxxx xxxxx	xxxxx xxxxx xxxxx
Appointments to Extension Ministries 316.1; 344.1a, c) (80a)	xxxxx xxxxx xxxxx	10	xxxxx xxxxx xxxxx	0	0	1	0
Appointments to Extension Ministries (¶316.1; 344.1b, c) (80b)	xxxxx xxxxx xxxxx	12	xxxxx xxxxx xxxxx	0	0	0	0
Appointments to Extension Ministries (¶ 316.1; 344.1d) (80c)	xxxxx xxxxx xxxxx	6	xxxxx xxxxx xxxxx	0	0	0	0
Appointments to Attend School (82)	0	0	0	0	0	xxxxx xxxxx	xxxxx xxxxx
Appointed to Other Annual Conferences (49)	0	13	0	0	0	xxxxx xxxxx	xxxxx xxxxx
On Leave of Absence (50a, 50b)	1	3	0	1	0	xxxxx xxxxx	xxxxx xxxxx
On Family Leave (50a2, c2)	1	4	0	1	0	xxxxx xxxxx	xxxxx xxxxx
On Sabbatical Leave (51)	0	1	0	0	0	xxxxx xxxxx	xxxxx xxxxx
On Incapacity Leave (52c)	2	11	0	0	0	1	0
On Transitional Leave (50a3, 50c1iii)	2	0	0	0	0	xxxxx xxxxx	xxxxx xxxxx
Retired (53, 54, 55)	9	154	0	0	7	xxxxx xxxxx	xxxxx xxxxx
Total Number, Clergy Members	47	411	4	17	10	22	24
Grand Total, All Conference Clergy Members	537						

b) By gender and racial/ethnic identification? (NOTE: See the instruction for item 59 for guidelines to assist in the racial/ethnic identification count.)

Female Clergy Members

Categories	Deacons in Full Connection	Elders in Full Connection	Provisional Deacons	Provisional Elders	Associate Members & Affiliate Members With Vote	Full-time Local Pastors	Part-time Local Pastors
Asian	0	0	0	1	0	0	0
African American/Black	5	8	0	1	0	2	4
Hispanic	1	0	0	1	0	0	0
Native American	0	1	0	0	0	0	0
Pacific Islander	0	0	0	0	0	0	0
White	30	95	3	6	4	7	3
Multi-Racial	0	0	0	0	0	0	0
Total Number, Female Clergy Members*	36	104	3	8	4	9	7
Grand Total, All Conference Female Clergy Members*	171						

Male Clergy Members

Categories	Deacons in Full Connection	Elders in Full Connection	Provisional Deacons	Provisional Elders	Associate Members & Affiliate Members With Vote	Full-time Local Pastors	Part-time Local Pastors
Asian	0	4	0	0	0	0	0
African American/Black	0	14	0	1	0	0	1
Hispanic	1	6	0	0	0	0	1
Native American	0	0	0	0	0	0	0
Pacific Islander	0	0	0	0	1	1	0
White	10	285	1	8	5	12	15
Multi-Racial	0	0	0	0	0	0	0
Total Number, Male Clergy Members*	11	309	1	9	6	13	17
Grand Total, All Conference Male Clergy Members*	366						

* sums entered in these spaces should agree with the comparable totals in the bottom two lines of question 59).

PART III CERTIFICATION IN SPECIALIZED AND CERTIFIED LAY MINISTRY
(¶635.2u, v, *The Book of Discipline*)

Note: Indicate credential of persons in Part III: FD, FE, PD, PE, AM, FL, PL, and LM.

60. Who are the candidates in process for certification in specialized ministry?

Christian Education Candidates	Date Enrolled
None	
Evangelism Ministry Candidates	**Date Enrolled**
None	
Music Ministry Candidates	**Date Enrolled**
David M. Edmonds	03/18/2006
Frankie F. Medlin	06/18/2002
Ashley Owen	06/15/2007
Lori Simpson	06/07/2005

Older Adult Ministry Candidates	Date Enrolled
Brenda Beaver	06/03/2010
Glenda Lawrence	12/30/2002
Spiritual Formation	**Date Enrolled**
Jane E. Woodward	04/28/2008
Youth Ministry Candidates	**Date Enrolled**
None	

61. Who is certified in specialized ministry? (List the areas of specialized ministry. Indicate by an asterisk those certified this year.)

Christian Education

Ellen Bauman, P. O. Box 2888, Glen Rose, TX 76043 (para-professional)
Kay Birkholz; 4709 Arrowhead Drive; Temple; TX 76502
Dian S. Bright, FD; 2004 Lennox Lane, Arlington, TX 76018-0932
Joyce Brown; Cokesbury Curriculum Consultant; 216 Cozby South; FW, TX 76126
Shirley A. Butler; P. O. Box 1991; Granbury, TX 76048
Elizabeth Edmiston, 100 Oakland Drive, Georgetown, TX 78628 (para-professional)
Tonya Frantz, 803 East Valley Terrace Circle, Burleson, TX 76028
Nancy Froman, FD; 5450 Mansfield Road, Arlington, TX 76017
Sarah Leach-Galaviz, FD; (Family LOA); 2016 Dixie Road; Sadler, TX 76264
Karen Granderson, FD; 717 Oakwood Trail, Fort Worth, TX 76112
Lara Lucas, 1800 Sandalwood Lane, Grapevine, TX 76051-7344 (para-professional)
Terre McGill 7301 Glenview Drive, Fort Worth, TX 76180 (para-professional)

Mary Nell Partin; 209 Anderson St, Saginaw, TX 76179
Robin L. Stevens, FD; First UMC, 1025 Johnson Road, Keller, TX 76248
Brenda Wier, FD; 334 Cove Road, Gordon, TX 76453

Evangelism
LilliAnn "Penny" Yaites, PD; Tarrant County Restorative Justice Center; 3524 Rachel Court, Ft. Worth, TX 76134

Music Ministry
Margaret Bolding; 202 Crestridge; Fort Worth, TX 76108
Suzanne Benton Cate, FD; Acton UMC; 3433 Fall Creek Hwy.; Granbury, TX 76049
Dr. Carol R. Farrar; 902 W. Main Street; Waxahachie, TX 75165
Helen Hawkins; 831 Plum Street; Graham, TX 76450
William H. Miller, RC; 1504 Briarwood Blvd.; Arlington, TX 76013
Shirley Rardin; 7416 Lola Drive; North Richland Hills, TX 76180
Carol Kay McClelland Scherer; First UMC; 205 East 3rd Avenue; Belton, TX 76513
Alice Walker, Arlington Hts. UMC; 4200 Camp Bowie Blvd.; Fort Worth, TX 76107

Youth Ministry
Robert Douglas Vaughn, FD; 1105 Lower Troy Rd., Troy, TX 76579
Erin Jackson, 2319 Denham Dr., Arlington, TX 76001
Joy Roberson, 464 Bailey Avenue, Fort Worth, TX 76107*

62. Who are transferred in as a certified person in specialized ministry? **None**
63. Who are transferred out as a certified person in specialized ministry? **None**
64. Who have been removed as a certified person in specialized ministry? **None**
65. Who are certified as lay ministers (¶ 271, 635.2v, and 665.10)? (List alphabetically giving full name—first, middle, last—in that order, by district

Name	District
Carlos Baker	Mid-Cities
Judy Gotcher	Temple
Johnel Louie	Temple
Vera Moffit	Temple
Deanna Ranes	Temple
Julie Worcester	Brownwood

PART IV DIACONAL MINISTERS
(Paragraph numbers in questions 67-75 refer to The 1992 *Book of Discipline*)

66. Who constitute the Committee on Investigation (¶2703.3)? (v)
Dawn Gilliland, DM; Judy Ivey ; Rosalind Shirley, RD, Patricia Stroman
67. Who are reinstated as diaconal ministers (¶313.3c)? (v) **None**
68. Who are transferred in as diaconal ministers (¶312)? **None**
69. Who are transferred out as diaconal ministers (¶312)? **None**

70. Who have had their conference relationship as diaconal ministers terminated by Annual Conference action (¶313.3)? **(Under ¶313.3a, no vote; under ¶313.3b, v 2/3) None**
71. What diaconal ministers have died during the year?
    a) Effective: **None**
    b) Retired: **None**
72. What diaconal ministers have been granted leaves of absence under ¶313.1a, c, d) (disability, study/sabbatical, or personal leave): **(v)**
    a) Since the last session of the Annual Conference? (Give effective date of each):
    b) At this session of the Annual Conference? (Include names of persons listed in Question 72a, if their leaves of absence are continuing): **Dawn Gilliland**
73. What diaconal ministers have been granted an extended leave (¶313.1e):
    a) Since the last session of the Annual Conference? (Give effective date of each): **None**
    b) At this session of the Annual Conference? (Include names of persons listed in Question 73a, if their leaves of absence are continuing): **None**
74. Who have returned to active status:
    a) From disability, study/sabbatical, or personal leave of absence (¶313.1a, c, d)? **None**
    b) From extended leave (¶313.1e)? **(v) None**
75. Who have taken the retired relationship to the Annual Conference as diaconal ministers (¶313.2): **(Under ¶313.2b, v 2/3)**
    a) This year? **None**
    b) Previously?
    Frankie Adams, Ethel Aldredge, Maurine Carr, Tommie D. Daniel, Alice Johnson, Ruth Kelley Morris, Richard Palmquist, Rosalind Shirley

PART V APPOINTMENTS AND CONCLUDING BUSINESS

76. Who are approved for less than full-time service?
    a) What associate members and elders are approved for appointment to less than full-time service, what is the total number of years for which such approval has been granted to each, and for what fraction of full-time service (in one-quarter increments) is approval granted (for purposes of equitable compensation claim and pension credit) ¶¶338.2, 342.2, 1506.4b)? **(v ¾)**:

Name	Time	Years
Tom Beaty	¼	1
Robert Dan Benton	½	8
Steven W. Buchele	¾	3
Jim Crews	¼	1
Len Deloney	¼	1
Ed George	¾	1
J. Brooks Harrington	¼	5
Ron Newhouse	¼	3

Robert Nimocks	¼	2
Judy Tolbert	¼	1
Jana Wear	¾	1

b) What deacons in full connection and probationary (provisional) deacons are approved for appointment to less than full-time service (¶331.7)?

Carl Hawkins	¼	1

77. Who have been appointed as interim pastors under the provisions of ¶338.3 since the last session of the annual conference, and for what period of time?

Eric McKinney – 3 months

Gary Whitbeck – 4 months

78. What changes have been made in appointments since the last annual conference session? (Attach list. Include and identify Appointments Beyond the Local Church (Deacons) and Appointments to Extension Ministries (Elders). Give effective dates of all changes.)

Effective Date	Clergy	From	To
07/01/2010	Lindsay D. Churchman, FE	Director,TCU Wesley Foundation	Illinois Great Rivers Conference, 346.1
07/01/2010	Claudia M. Davidson, FL	North Texas Conference	Director, TCU Wesley Foundation / Palmer House, 346.1
07/01/2010	Stephanie White, PE	West Ohio Conference	First Weatherford, Associate, 346.1
08/01/2010	Christi M. Hoffman, FE	Family Leave, Central Texas Conference	Northwest Texas Conference, 346.1
08/29/2010	Howard Whiddon, SY	Riesel ½ time Local Pastor	Riesel Supply
09/01/2010	Kevin Diggs, SY	Unappointed	Watts Chapel
09/01/2010	David Ray, FL	Hillsboro First/Hill College UCF Director ½ time	Hillsboro First/Hill College UCF Director
09/01/2010	Arlene Turner, PL	Wesley/Chatfield Supply	Wesley/Chatfield ½ time
09/30/2010	Marilyn Zemba, FL	Southlake White's Chapel, Associate	Unappointed

10/01/2010	Jacob Atuahene-Nsowaah, SY	Unappointed	Wesley UMC, A Ghanaian Community of Faith (Unchartered)
10/01/2010	Robert Barnett, SY	Unappointed	Coolidge, ½ time
10/01/2010	Eric S. Douglas, PL	Unappointed	First Bartlett, ¾ time
10/01/2010	Larry Duggins, PL	Unappointed	Southlake White's Chapel, Associate/Center for Missional Wisdom, ¼ time
10/01/2010	Victor Pena, FL	Resurrection	Church Growth & Development, Asst., 316.1
10/01/2010	Jana Wear, FE	Unchartered: Light of the World	Church Growth & Development, Asst.
10/15/2010	Rebecca Morton, OD	Trinity, Associate, 331.8	Oklahoma Conference
10/24/2010	L. Kofi Adzaku	Presbyterian Church 346.2	CPE Supervisor – Harris Methodist Health System
12/01/2010	Stephen Sobczak, FD	North Texas Conference	First Granbury, Associate, 346.1
12/31/2010	James N. Newton, FE	Hugworks	Retired
01/01/2011	Edward D. George, FE	Senior Chaplain, TX Health Resources	Southlake White's Chapel, Associate, ¾ time
01/01/2011	Crystal L. Hughes, FL	First Hurst, Associate	Unappointed
01/01/2011	Chansoon Lim	Peninsula-Deleware Conference	Killeen St. Luke, 346.1
01/01/2011	Jayme Palady, PL	Winters Supply	Winters, ½ time
01/01/2011	Victor Pena, FL	Church Growth & Development, Asst., 316.1	Unappointed
01/01/2011	Sharon Robertson, FE	Hico/Pleasant Hill	Hico
01/01/2011	Jong-nam Song, FE	Killen St. Luke	Peninsula-Delaware Conference, 346.1
01/01/2011	Jana Wear, FE	Church Growth & Development, Asst.	Leave of Absence

02/01/2011	Janice L. Baldwin, FE	Ferris Heights	Incapacity Leave
02/01/2011	Thomas Beaty, FE	First Gatesville	Palo Pinto/Strawn ¼ time
02/01/2011	D. Gene Gurley, FE	First Alvarado	First Gatesville
02/01/2011	Margaret Holmes, PL	Palo Pinto/Strawn	Unappointed
02/01/2011	J. Bryan Patrick, FE	First Eastland/Ranger	First Alvarado
02/01/2011	Carol M. Roberts, FE	First Killeen, Associate	Ferris Heights
02/01/2011	Arthur A. Torpy, FE	Calvary	Asbury
02/01/2011	Beverly Tye, FE	Asbury	Retired
02/15/2011	Robert E. Rainey, FE	Cedar Park Good News	First Eastland/Ranger
03/15/2011	Sharon Bell, FE	Cleburne Wesley Memorial/Kopperl	Cleburne Wesley Memorial/Rio Vista
03/15/2011	Donna McKee, FD	Arlington Heights, Associate	First Hurst, Associate
04/01/2011	David McMinn, PE	St. Philip, Associate	First Killeen, Associate
04/01/2011	Cathy Mordecai, FE	Good Shepherd	Family Leave
04/01/2011	Sandralyn Pierce, PE	Faith	Good Shepherd

79. What elders (full connection and provisional), associate members, and local pastors are appointed to ministry to the local church and where are they appointed for the ensuing year? (Attach a list.)

See Section VI. Appointments – 2011 Conference Journal

80. What elders (full connection and provisional), associate members, and local pastors are appointed to extension ministries for the ensuing year? (Attach a list)

See Section VI. Appointments – 2011 Conference Journal

a) Within the connectional structures of United Methodism (¶344.1a, c)?

b) To ministries endorsed by the Board of Higher Education and Ministry (¶344.1b,c)?

c) To other valid ministries under the provisions of ¶344.1d? (**v 2/3**)

81. Who are appointed as deacons (full connection and provisional) for the ensuing year? (Attach a list.)

    See Section VI. Appointments – 2011 Conference Journal

    a) Through non-United Methodist agencies and settings beyond the local church (¶331.1a)?

    b) Through United Methodist Church-related agencies and schools within the connectional structures of The United Methodist Church (¶331.b)?

    c) Within a local congregation, charge, or cooperative parish (¶331.c)?

82. Who are appointed to attend school (¶416.6)? (List alphabetically all those whose prime appointment is to attend school.)

    Associate Members: **None**

    Probationary (provisional) Members: **None**

    Members in Full Connection: **None**

83. Where are the diaconal ministers appointed for the ensuing year (¶310) **[1992 Discipline]**?
    (Attach list)

    Dawn Gilliland, Woodway

84. What other personal notations should be made? (Include such matters as changes in pension credit (¶1506.6), corrections or additions to matters reported in the "Business of the Annual Conference" form in previous years, and legal name changes of clergy members and diaconal ministers.) **Yvonne Gillar to Yvonne Coon; Dawne McAlpin to Dawne Phillips**

85. Where and when shall the next Conference Session be held (¶603.2, 3)?

    Waco, Texas on June 3-6, 2012

VI. Appointments

Central District

Don Scott, District Superintendent

Note: **Bold is the Charge Name;** Non-Bold is the Church names(s) for appointments

BLOOMING GROVE/DRESDEN		
Blooming Grove	732501	Nancy T. Summers (RL)
Dresden	732512	
BOSQUEVILLE		
Bosqueville	735845	Carl Rucker (SY) 1/2 time
CHINA SPRING		
China Spring	735867	Reed C. Justus (FE)
CLIFTON		
Clifton	734464	James C. Ballard (FE)
COOLIDGE		
Coolidge	732545	Robert Barnett (PL) 1/2 time
CORSICANA: CHATFIELD		
Chatfield	732523	TBS
CORSICANA: FIRST		
Corsicana First	732603	Michael Alexander (FE) Jay Fraze (FE)
CORSICANA: ST. ANDREW		
St. Andrew's	985424	Doyle & Georgia Allen (RE)
CORSICANA: ST. LUKE		
St. Luke	732580	Bruce E. Carpenter (FE)
CRAWFORD		
Crawford	734522	Rebecca Hull (FE)
DAWSON/WESLEY		
Dawson	732647	Sandralyn Pierce (PE)
Wesley	732625	
ELM MOTT/LEROY		
Elm Mott	735880	Gregory A. Way (PL) 1/2 time
Leroy	735947	
EMHOUSE/RICHLAND		
Emhouse	732682	Alison Humann (FL)
Richland	732944	

EUREKA/BARRY		
Barry	732421	Ted Willis (AM)
Eureka	732705	
FROST/ITALY		
Frost	732727	Leah Hidde-Gregory (PE)
Italy, First	736782	
GROESBECK/THORNTON		
Groesbeck First	732740	Steven F. Nance(FE)
Thornton	733050	
GROESBECK: DENNIS CHAPEL		
Dennis Chapel	987148	Vivian Campbell (PL) 1/4 time
HEWITT		
Hewitt	735903	Randall B. Scrivener (FE)
HILLSBORO: FIRST		
Hillsboro First	736725	Donna Ware (FE)
HILLSBORO: LINE STREET/COVINGTON		
Covington	731825	Robyn S. Young (AM)
Line Street	736747	
HUBBARD/MT. CALM		
Hubbard	732762	G. Dean Coultas (FE)
Mt. Calm	732842	
ITASCA/BLUM		
Blum	731665	Tom Wood (SY)
Itasca	736805	
KERENS: FIRST/PLEASANT GROVE		
Kerens: First	732784	Leslie Kay Byrd (FE)
Pleasant Grove	733015	
LAKESIDE		
Lakeside	732716	Sandra Hippman (FE)
LEBANON		
Lebanon	735812	Don Elrod (RE)
LORENA		
Lorena	735960	Ronald Albertson (FE)
MART: FIRST		
Mart First	735982	Arlene Turner (PE)
MCGREGOR		
McGregor	734806	Lianne M. Turner (FE)

MEIER SETTLEMENT		
Meier Settlement	736007	Jerry Arthur (SY)
MERIDIAN		
Meridian	734828	Cynthia Lee (FE)
MEXIA: FIRST		
Mexia First	732807	Kory Koch (FE)
MEXIA: ST. LUKE		
St. Luke	985561	Alicia Hines-Kelly (PL) 1/2 time
MEXIA: UNION MEMORIAL		
Mexia Union Memorial	985572	Sylvester Key, Jr. (SY)
PELHAM: WESLEY CHAPEL/ST. DELIGHT/NEW BEGINNINGS		
Brushie Prairie: St. Delight	985468	April Van-Rader (PL) 1/4 time
New Beginnings	730741	
Wesley Chapel	985402	
PERRY		
Perry	736042	Ike Ledger (RO)
RIESEL		
Riesel	736064	Howard Whiddon, Fr. (SY)
SPEEGLEVILLE		
Speegleville	736122	Jake Morphew (SY)
TEHUACANA		
Tehuacana	732988	Gary Watson (SY)
VALLEY MILLS: FIRST/CAYOTE		
Cayote	734910	John Kent Berry (FE)
Valley Mills First	735003	
WACO: AUSTIN AVENUE		
Austin Avenue	736166	Chris Mesa (FE) Assoc. - Rachel Marie Heyduck (FD)
WACO: BRACKS/SPRINGHILL		
Bracks	986760	Gale Nealy (FE)
Springhill	985732	
WACO: CENTRAL		
Central	736304	Bradley T. Brittain (FE)
WACO: COGDELL MEMORIAL		
Cogdell Memorial	736224	G. Douglas Blackford (FE)
WACO: FIRST		
Waco First	736246	Stephen Ramsdell (FE)

		Associate - Susan Milam (FE) Associate - Wayne Wright Willian (OF) P.346.2 Associate - M. Lee Roark (RO)
WACO: KOREAN		
Waco Korean	736235	Jungil Daniel So (FE)
WACO: LAKE SHORE		
Lake Shore	736326	TBS
WACO: LAKEVIEW		
Lakeview	735925	Joseph W. Neely Reynolds (FL)
WACO: MT. ZION/PERRY CHAPEL		
Perry Chapel	986884	Denise Bell-Blakely (FL)
Mt. Zion	986782	
WACO: ROBINSON DRIVE		
Robinson Drive	736144	Denise E. Rogers (FE)
WACO: SPARKS MEMORIAL		
Sparks Memorial	736361	Jimmy Sansom (FE)
WACO: ST. JAMES		
St. James	986793	Ernest A. Benson (FE)
WACO: WESLEY		
Wesley	986771	Valda Jean Combs (FL)
WACO: WOODWAY		
Woodway	736257	John A. Dirk (FE) Diaconal Minister - Dawn Gillilanc (DM)
WEST/GHOLSON WESLEY CHAPEL		
Wesley Chapel - Gholson	736018	Linda Wimberley (FL)
West	736428	
WHITNEY: KING MEMORIAL		
King Memorial	736543	Sally Fleming (FE)
WORTHAM: FIRST/KIRVIN		
Kirvin	733061	Harris Worcester (PE)
Wortham First	733048	

East District

Robert W. Holloway, District Superintendent

Note: **Bold is the Charge Name;** Non-Bold is the Church names(s) for appointments

ALVARADO: FIRST		
Alvarado: First	731585	J. Bryan Patrick (FE)
ARLINGTON: ALDERSGATE		
Aldersgate	733141	R. Dean Reed (FE)
ARLINGTON: COVENANT		
Covenant	733210	Michael C. Redd (FE) Diane Smiley (FD)
ARLINGTON: EPWORTH		
Epworth	733163	Sarah E. Howe Miller (FE)
ARLINGTON: FIRST		
Arlington: First	733185	David Mosser (FE) Associate - Brian A. Young (FE) Associate - Estee Valendy (PE) Associate - Kay Lancaster (PD)
ARLINGTON: GOOD SHEPHERD		
Good Shepherd	733196	Eldon Reynolds (FL)
ARLINGTON: GRACE		
Grace	739615	Alphonetta Beth Wines (FE) 1/2 time
ARLINGTON: NEW WORLD		
New World	733356	L. Bayard Pratt (FE) Associate - Gordon Johnson (FD)
ARLINGTON: ST. ANDREW		
St. Andrew	733232	Clifton Howard (FE)
ARLINGTON: ST. BARNABAS		
St. Barnabas	733130	Will N. Cotton (FE) Associate - Deborah Horton (FE) Associate - Luther Henry (RE)
ARLINGTON: ST. JOHN THE APOSTLE		
St. John the Apostle	733367	Marc H. Lowrance (FE) Associate - Nancy Froman (FD)
ARLINGTON: ST. STEPHEN		
St. Stephen	733755	Carl Freeto (FE)

ARLINGTON: TRINITY		
Trinity	733106	Scott D. Youngblood (FE) Associate - Brenda Beaver (FD) Associate -Miriam Georg (FD) Associate -G. W. Shepherd (OD) P. 331.8 Associate -Scott Heusel (OD) P.3
BEDFORD: FIRST		
Bedford First	733174	Jeff S. May (FE) Associate -Glen Lee Biggs-Scribr (OD) P. 331.8
BEDFORD: WM. C. MARTIN		
Wm. C. Martin	733128	Jerry Chism (FE) Associate -Ted McIlvain (FL)
BRITTON		
Britton	736623	C. Randall Tucker (PL) 1/2 time
COLLEYVILLE		
Colleyville	733208	Michael Dawson (FE)
ENNIS: ALLIANCE OF FAITH		
Ennis: Alliance of Faith	985663	Brenda Brooks (SY)
ENNIS: BARDWELL/TRINITY		
Bardwell	736565	TBS
Trinity	736758	TBS
ENNIS: FIRST		
Ennis First	736667	Keith Murray (FE)
EULESS: FIRST		
Euless: First	733221	Gary F. Turner (FE) Associate -Beverly J. Springer (F
EULESS: TONGAN FIRST		
Tongan First	733618	Alex F. Latu (FL)
EVERMAN		
Everman	733243	Richard Klemm (FL)
FERRIS: FERRIS FIRST/BRISTOL		
Bristol	736601	Gene E. Ratcliff (FE)
Ferris First	736680	
FORT WORTH: CAMPUS DRIVE		
Campus Drive	733950	Andrew Nunley (OE) P. 346.1
FORT WORTH: DAVIS MEMORIAL		
Davis Memorial	733711	Denise Luper (FE)

FORT WORTH: EASTERN HILLS		
Eastern Hills	733334	Margaret Fields (SY)
FORT WORTH: EL BUEN SAMARITANO		
Unchartered: El Buen Samaritano	733276	David Martinez (FE)
FORT WORTH: FOREST HILL		
Forest Hill	733403	Carlos Careaga (PL) 1/2 time
FORT WORTH: HANDLEY		
Handley	733345	James "Gus" Guthrie (FE)
FORT WORTH: MCMILLAN		
McMillan	985526	Sylvester Key (FE)
FORT WORTH: MEADOWBROOK		
Meadowbrook	733380	Jim Chandler (FE) Assoc. - Marilyn Jones (PL) 1/2 time
FORT WORTH: MORNINGSIDE		
Morningside	985617	Ramon Smith (FE)
FORT WORTH: POLYTECHNIC		
Polytechnic	733447	Robert K. Flowers (FE)
FORT WORTH: RICHLAND HILLS		
Richland Hills	733460	Cal V. Hoffman (FE)
FORT WORTH: ST. ANDREW		
St. Andrew	985537	Carol Grant Gibson (FE)
FORT WORTH: ST. LUKE		
St. Luke	733505	Tom Connolly (FE)
FORT WORTH: ST. MATTHEW		
St. Matthew	733287	W. Max Brennan (FE)
GRAPEVINE: FIRST		
Grapevine First	733540	John Mollet (OE) P. 346.1 Associate - Richard Mang (FE) Associate - Louis Carr, Jr. (FE) Associate - Nathan E. Firmin (FD) Associate - Armando Alvarado (FE) Associate - Cynthia Ryan (OF) P. 346.2
HURST: FIRST		
Hurst First	733584	Michael McKee (FE) Associate - Philip Rhodes (FD) Associate - Donna McKee (FD) Associate - Matthew Ybanez (FD)

		Associate - Gregory Shapley (PD
HURST: ST. PAUL		
St. Paul	733675	Kent Kilbourne (FE) Assoc. - Marilyn Ruth Schiffman (
KELLER: FIRST		
Keller: First	733607	Christopher J. Hayes (FE) Associate - Thomas Faile (FE) Associate - Daniel Hawkins (FL) Associate - Robin Stevens (FD)
KENNEDALE		
Kennedale	733620	William P. Boyd (FE)
MANSFIELD: COMMUNITY OF HOPE		
Community of Hope	733254	Joe Carmichael (FE)
MANSFIELD: FIRST		
Mansfield First	733642	Michael Ramsdell (FE) Associate - David Alexander (FE) Associate - Sharon S. Reid (FL)
MAYPEARL		
Maypearl	736840	Marvin L. Mott (RFL)
MIDLOTHIAN: FIRST		
Midlothian First	736884	Allyson Paxton (FE) C. Randall Tucker (PL) 1/2 time
OVILLA		
Ovilla	736920	Joel Robbins (FE) Associate - John Nader (PE)
PALMER: FIRST		
Palmer First	736942	L. Ann Hitt (FE) Associate - Kirk Watson (PL) 1/4
RED OAK		
Red Oak	736964	G. Allen Grant (FE)
SARDIS/VENUS		
Sardis	736793	Dale Wilbanks (PL) 3/4 time
Venus	736986	
SMITHFIELD		
Smithfield	733686	Lisa L. Neslony (FE)

SOUTHLAKE: WHITE'S CHAPEL		
White's Chapel	733700	John McKellar (FE) Associate - Steven Bell (FE) Associate - Eliabeth S. Godbold (FE) Associate - Judy Hunt (FE) Associate - Michael Todd Renner (FE) Associate - Ed George (FE) 3/4 time P. 338.2 Associate - Larry Duggins (PE) Associate - Hiram Johnson (RE) Associate - Joy Roberson (FL)
WATAUGA		
Watauga	733744	Michael Love (PE)
WAXAHACHIE: BETHEL		
Waxahachie Bethel	736587	Glenda West (FL)
WAXAHACHIE: FERRIS HEIGHTS		
Ferris Heights	737002	Carol Roberts (FE)
WAXAHACHIE: FIRST		
Waxahachie First	737024	Jerry P. Galloway (FE) Associate - Kevin R. Wilson (FD)

New Church Start District

Gary Lindley, District Superintendent

Note: **Bold is the Charge Name;** Non-Bold is the Church names(s) for appointments

KOREAN CENTRAL		
Unchartered: Our Manna Korean	730730	Kil Suk Na (OE)
CEDAR PARK: ROCKBRIDGE		
Unchartered: Rockbridge	730752	Wade Killough (FE)
LIFEPOINT		
Unchartered: LifePoint	730717	Thomas Childs (FE)
MANSFIELD: NEW DAY		
New Day	730763	Sheila Fiorella (FE)
ARLINGTON: WESLEY		
A Ghanaian Community of Faith	733414	Jacob Atuahene-Nsowaah (SY)

North District

Virginia O. "Ginger" Bassford, Superintendent

Note: **Bold is the Charge Name;** Non-Bold is the Church names(s) for appointments

ACTON		
Acton	731541	George Sutton (FE) Associate - Suzanne Cate (FD) Associate - Tiffany Danna (FE) Associate - Eric Smith (FE)
ALEDO		
Aledo	733802	Jason Jones (FE) Associate - DeAndrea Dare (FE)
ANNETTA		
Annetta	731563	Robert Nimocks (PE) 1/4 time
AZLE: FIRST		
Azle: First	733824	Dean Posey
BROCK		
Brock	731687	Alan S. McGrath (FE)
BURLESON: FIRST		
Burleson First	731701	Jeffrey Smith (FE) Assoc. - Eddie Smart (RE) 1/2 tim Assoc. - Mike Wright-Chapman (F
CAHILL		
Cahill	731723	A. J. Hillin (SY)
CLEBURNE: FIRST		
Cleburne First	731767	Robert Herzig (FE)
CLEBURNE: ST. MARK		
St. Mark	731780	Danny J. Niedecken (FE)
CLEBURNE: WESLEY MEMORIAL/RIO VISTA		
Wesley Memorial	731745	Sharon Pauline Bell (FE)
Rio Vista	732146	
CRESSON/WAPLES		
Cresson	731530	Alan Munger (FE)
Waples	731951	
CROWLEY		
Crowley	733813	Mary Gean Cope (FE)

FORT WORTH: ALLIANCE

Alliance	733722	James R. McClurg (FE)

FORT WORTH: ARBORLAWN

Arborlawn	733983	Ben R. Disney (FE) Associate - Bryan T. Bellamy (FE) Associate - Beth Evers (FE) Associate - Judy R. Williamson (FL) Associate - R. Verne Fuqua (RE)

FORT WORTH: ARLINGTON HEIGHTS/GRACE

Fort Worth: Arlington Heights	733904	Mary Kathryn Spradlin (FE)
Grace	734043	Associate - Nancy E. Allen (FE) Associate - Jason M. Valendy (FE)

FORT WORTH: ASBURY

Asbury	733265	Art Torpy (FE)

FORT WORTH: BENBROOK/BETHEL

Benbrook	733846	Patti R. Waser (FE)
Fort Worth Bethel	733926	

FORT WORTH: CHRIST

Christ	734167	Chauncey S. Nealy (FE)

FORT WORTH: DIDO

Dido	733881	Mary Fortner (FE) Robert Dan Benton (FE) 1/2 time P. 338.2

FORT WORTH: EAGLE MOUNTAIN

Eagle Mountain	733835	Nancy Nold (SY)

FORT WORTH: EDGE PARK

Edge Park	734054	Lynn David Moore (FE)

FORT WORTH: FAITH

Faith	730637	Krista Ingram (FE)

FORT WORTH: FIRST

Fort Worth First	734021	Tim Bruster (FE) Associate - Charles T. Graff (FE) Associate - Michael L. Marshall (FE) Associate - Linda McDermott (FE) Associate - Gena Anderson (FE) Associate - James D. Terry (FD) Associate - Tom McDermott (FD) Associate – Phyllis K. McDougal (FD) Associate - J. Brooks Harrignton (FE) 1/4 time P. 338.2

		Associate - Len Deloney (OE) 1/4 time P. 346.1 1st St. Mission - Page Hines (FD)
FORT WORTH: GENESIS		
Genesis	733915	James David Conner (FE) Associate - Ginger Watson (FE) Associate - Carl Harkins (OD) 1/4 time P. 346.1
FORT WORTH: LIGHTHOUSE FELLOWSHIP		
Lighthouse Fellowship	734065	Frank Briggs (FE) Associate - Bobby Cullen (FD)
FORT WORTH: RIDGLEA		
Ridglea	734101	Daniel W. Tenney (FE)
FORT WORTH: RIVER OAKS		
River Oaks	734123	David M. Fergeson (FE)
FORT WORTH: SAGINAW		
Saginaw	734282	Kamal "Mel" N. Bishara (FE)
FORT WORTH: THOMPSON CHAPEL		
Thompson Chapel	985548	Roderick Miles (RE)
FORT WORTH: UNIVERSITY		
University	734087	Jason Hamilton (FE)
FORT WORTH: WESLEY		
Wesley	734247	Jana Wear (FE)
FORT WORTH: WESTERN HILLS		
Western Hills	734316	Raul Gutierrez (FE)
GLEN ROSE: FIRST		
Glen Rose	731905	Billy D. Strayhorn (FE)
GODLEY		
Godley	731927	Robert E. Rudewick (FE)
GRANBURY: FIRST		
Granbury First	731940	J. Neil Norman (FE) Associate - Stephen Sobczak (OI P. 346.1
GRANDVIEW: FIRST		
Grandview First	731962	Harrell Braddock, Jr. (PE)

HOLDER'S CHAPEL/MILLSAP		
Holder's Chapel	732000	James A. Sanders, Jr. (RE)
Millsap	732011	
JOSHUA: FIRST		
Joshua First	732022	Lara A. Whitley (FE) Associate - Clint Jones (PL) 3/4 time
KOPPERL		
Kopperl	734783	Dave Ricker (PL 1/4 time)
POOLVILLE		
Poolville	732102	G. Dave Goodrich (FL)
SILVER CREEK		
Silver Creek	732192	Vaughn Baker (FE)
SPRINGTOWN		
Springtown	732181	Lori Cotton (FE)
TEMPLE HALL		
Temple Hall	731712	Todd Hall (SY)
TOLAR		
Tolar	732226	Helen H. Jones (PL) 1/4 time
WALNUT SPRINGS		
Walnut Springs	735025	Kathy Mahlow (PL) 1/4 time
WEATHERFORD: BETHEL		
Bethel, Weatherford	731621	Katie Meek (FE)
WEATHERFORD: BETHESDA		
Bethesda	731643	Brady Johnston (FE)
WEATHERFORD: CALVARY		
Calvary	732261	John Johnson (RE)
WEATHERFORD: COUTS MEMORIAL		
Couts Memorial	732283	J. Timothy Jarrell (FE)
WEATHERFORD: FIRST		
Weatherford First	732306	Glenn E. Jones (FE) Associate - Stephanie White (OP) P. 346.1
WATTS CHAPEL		
Watts Chapel	731984	Kevin Diggs (SY)

South District

Rankin H. Koch, District Superintendent

Note: **Bold is the Charge Name;** Non-Bold is the Church names(s) for appointments

BARTLETT		
Bartlett	735127	Eric Scott Douglas (PL) 3/4 time
BELTON: FIRST		
Belton First	735140	Darren R. Walker (FE)
BELTON: MT. ZION		
Mt. Zion	986816	H. E. "Jack" Jackson, Jr. (PL) 1/2
BRUCEVILLE-EDDY		
Bruceville-Eddy	735207	Brad Slaten (PE)
CEDAR PARK: GOOD NEWS		
Good News	733697	Steve Moss (PE)
COPPERAS COVE: GRACE		
Grace	735184	Stephen E. Schmidt (FE) Associate - Amy Forsythe (FE)
EVANT		
Evant	734566	W. Donald Johnson (RE)
FLORENCE/JARRELL		
Florence	735220	Jonathan F. Mellette (FE)
Jarrell	735366	
GATESVILLE: FIRST		
Gatesville First	734588	D. Gene Gurley, Jr. (FE)
GEORGETOWN: FIRST		
Georgetown First	735242	Stephen Langford (FE) Associate - Yvonne Coon (FE)
GEORGETOWN: ST. JOHN		
St. John's	735286	Ronald Bellomy (FE)
GEORGETOWN: ST. PAUL		
St. Paul	986827	Arcynthia Louie (PL) 1/4 time
GEORGETOWN: WELLSPRING		
Wellspring	735253	Debra M. Crumpton (FE)
GRANGER		
Granger	735300	Judy Gotcher (SY)

HARKER HEIGHTS		
Harker Heights	735311	Darrel W. Phillips (FE)
HUTTO :DISCOVERY		
Hutto: Discovery	735344	Paul N. Gravley (FE)
JONESBORO/BETHEL/LANHAM		
Bethel, Temple	734715	Donald Fillingim (SY)
Jonesboro	734761	
Lanham	734577	
KILLEEN, ST. ANDREW		
St. Andrew	735390	David D. Leach (FE)
KILLEEN: FIRST		
Killeen: First	735388	E. F. "Skip" Blancett (FE) Associate - David McMinn (FE)
KILLEEN: ST. LUKE		
St. Luke	735377	Chansoon Lim (OE) P. 346.1
LITTLE RIVER		
Little River	735424	Hyeong-Dong Baek (OE) P. 346.1
MOODY: FIRST/MOODY-LEON		
Moody First	734841	William Sterling (FL)
Moody Leon	735446	
MOOREVILLE		
Mooreville	736020	Ira Lynn Starnes (FL)
MOSHEIM		
Mosheim	734885	Willie Stanley (SY)
NOLANVILLE		
Nolanville	735468	Scott Goodfellow (PL) 1/2 time
OGLESBY/BAYLOR WESLEY FOUNDATION		
Oglesby	734908	Katherine F. Long (FE)
PIDCOKE		
Pidcoke	734954	Jim Crews (OE) 1/4 time P. 346.1
PURMELA		
Purmela	734932	Judy Tolbert (OE) 1/4 time P. 346.1
ROGERS		
Rogers	735481	Bert DeBord (PL) 1/4 time

ROSEBUD		
Rosebud	767885	Wayne Stork (RE)
ROUND ROCK: FIRST		
Round Rock First	735504	David Adkins (FE) Associate - William Lee Trigg (FE Associate - John Aymond (RE)
ROUND ROCK: JOURNEY OF FAITH		
Unchartered: Journey of Faith	730136	Glenda Whitehead (FE)
ROUND ROCK: ST. PHILIP'S		
St. Philip's	735515	Dale A. Schultz (FE) Steven W. Buchele (FE) 3/4 time
SALADO		
Salado	735526	John Travis Franklin (FE)
TAYLOR: FIRST		
Taylor First	735561	Clifford G. Egner (FE)
TAYLOR: TENTH STREET/THRALL		
Tenth Street	735583	Travis L. Summerlin (FE)
Thrall	735685	
TEMPLE: FIRST		
Temple First	735606	Thomas Q. Robbins, Jr. (FE) Associate - Jane E. Woodward (F
TEMPLE: FOUNDATION AT LAKEWOOD		
Foundation at Lakewood	735218	Ryan Blair Kiblinger (FE)
TEMPLE: OAK PARK		
Oak Park	735641	Johnny Miller (FE)
TEMPLE: ST. JAMES/KELL'S BRANCH		
St. James	986862	Quinton J. Gibson (FE)
Kell's Branch	986851	
TEMPLE: ST. PAUL/HOLLAND		
St. Paul	735628	Philip L. Shuler (RO)
Holland	735322	
TROY		
Troy	735708	Kirsten "Kissa" Vaughn (FE)

West District

Carol Woods, District Superintendent

Note: **Bold is the Charge Name;** Non-Bold is the Church names(s) for appointments

BALLINGER: FIRST		
Ballinger: First	730103	Willard L. "Buddy" Morre (FE)
BALLINGER		
Unchartered: Comunidad de Fe	730114	John Cuellar (SY)
BANGS/SANTA ANNA		
Bangs First	730125	J. Michael Redmond (FE)
Santa Anna First	730626	
BLANKET/MULLIN		
Blanket	730160	John A. Seth (PL) 1/2 time
Mullin	730546	
BLUFF DALE/MORGAN MILL		
Bluff Dale	734407	Laraine G. Waughtal (FE)
Morgan Mill	731244	
BRECKENRIDGE: FIRST		
Breckenridge First	730808	Jeffrey A. Miller (FE)
BRECKENRIDGE: ST. PAUL/EOLIAN		
Eolian	730810	Bill L. Reed (RE)
St. Paul	730821	
BROWNWOOD: CENTRAL/LAKE BROWNWOOD		
Central Brownwood	730182	John M. Beckling (FE)
Lake Brownwood First	730147	
BROWNWOOD: EMANUEL CHAPEL		
Emanuel Chapel	987024	Benny M. Allcorn (PL) 1/4 time
BROWNWOOD: FIRST		
Brownwood First	730205	Donald H. Scroggs (FE)
CISCO: FIRST		
Cisco First	730887	Linda Mitchell (FE)
COLEMAN: FIRST/NOVICE		
Coleman First	730284	Michael Kerzee (AM)
Novice	730581	
COLEMAN: TRINITY/GOULDBUSK		
Coleman Trinity	730307	S. Dianne Cree (SY)
Gouldbusk	730650	

COMANCHE/GUSTINE		
Comanche First	730320	C. Wayne Lewis (SY)
Gustine	730466	
CROSS PLAINS		
Cross Plains First	730945	Kevin Morton (SY)
DELEON/MORTON CHAPEL		
DeLeon First	730386	Judy Richmond (FE)
Morton Chapel	730411	
DUBLIN/LAUREL ST.		
Dublin First	734544	Kenneth Lunsford (SY)
Laurel Street	734475	
DUBLIN: GREEN'S CREEK		
Green's Creek	734657	J. Michael Hannah (SY)
EARLY/ZEPHYR		
Early First	730227	John F. Clifford (FE)
Zephyr UMC	730706	
EASTLAND/RANGER		
Eastland First	730980	Robert E. "Bob" Rainey (FE)
Ranger First	731368	
FISHERMAN'S CHAPEL		
Fisherman's Chapel	730193	TBS
GORDON/SANTO/CEDAR SPRINGS		
Gordon	731027	G. Starr Bowen (FE)
Santo	731404	
Cedar Springs	730854	
GORMAN: FIRST		
Gorman First	731040	Paul & Debbie Bellinger (SY)
GRAHAM: FIRST		
Graham First	731084	Richard Reed (FE) Associate - Ronald W. Newhouse (FE) 1/4 time P. 338.2
GRAHAM: SALEM-CRESTVIEW/MURRAY/TONK VALLEY		
Murray	731016	Joseph B. McCracken (PL) 3/4 tir
Salem-Crestview	731120	
Tonk Valley	731118	
HAMILTON/LAMKIN		
Hamilton First	734624	Matt Hall (FE)
Lamkin	734431	

HICO: FIRST		
Hico First	734681	Andrew M. Tyler (FE)
IREDELL/CRANFILLS GAP		
Iredell First	734726	Jenny C. Tucker (OP) P. 346.1
Cranfills Gap First	734500	
MAY/RISING STAR		
May	730502	Tae Beckling (PE)
Rising Star First	731381	
MINERAL WELLS: CENTRAL/GRAFORD		
Central	731222	Barry Holmes (RE)
Graford	731062	
MINERAL WELLS: FIRST		
Mineral Wells First	731200	Joe G. Chamness (FE)
NEWCASTLE/JEAN		
Jean	731142	David Ray (FL)
Newcastle	731266	
OLNEY		
Olney	731302	Gary L. Torian (FE)
PALO PINTO/STRAWN		
Palo Pinto	731324	Tom Beaty (FE) 1/4 time P. 338.2
Strawn	731426	
STEPHEN: OAKDALE/HANNIBAL		
Hannibal	730912	Steve Holston (FE)
Oakdale	734965	
STEPHENVILLE: FIRST		
Stephenville First	734943	Howard Martin (FE)
TRICKHAM/VALERA		
Trickham	730477	TBS
Valera	730661	TBS
WINTERS: FIRST		
Winters First	730683	Jayme Palady (PL) 1/2 time

SPECIAL APPOINTMENTS WITHIN CONNECTIONAL STRUCTURE

***District Superintendents*:**

Virgina O. "Ginger" Bassford, FE	District Superintendent
Bob Holloway, FE	District Superintendent
Rankin Koch, FE	District Superintendent
Don Scott, FE	District Superintendent
Carol Woods, FE	District Superintendent
Gary Lindley, FE	District Superintendent

Conference Staff:

Georgia Adamson, FE	Assistant to Bishop and the Executive Director of the Center for Leadership
Randy Wild, FE	Executive Director of the Center for Mission Support
Gary Lindley, FE	Executive Director of the Center for Evangelism and Church Growth

Institutional Administration:

Henry Radde, RE	Development Officer, Texas Methodist Foundation
LilliAnn Yaites, FD	Executive Director, Restorative Justice Center
Dawne Phillips, FD	Director of Missions
Kyland Dobbins, PE	Coordinator of Mission Experience

General Agency Staff:

Karen A. Greenwaldt	General Secretary, General Board of Discipleship

Faculty and Administrators of United Methodist Theological Schools and Other Educational Institutions

Mark Hanshaw, FE	Professor, Texas Wesleyan University
John Holbert, FE	Professor, Perkins School of Theology
Jeannie Trevino Teddlie, FD	Mexican American Program, Perkins School of Theology
Ronnie McManus, FE	Professor, Texas Wesleyan University
Kay Koos Hawkins, FE	Executive Director, Glen Lake Camp
Gladys Childs, FE	Faculty, Texas Wesleyan University

Chaplains and Campus Ministers:

Dian Bright, FD	Seagoville High School
Megan Davidson, OL	Director, Wesley Foundation, TCU and Palmer House
Holly Dittrich, FD	Chaplain, Cook's Children's Hospital, Fort Worth
Robert K. Flowers, FE	Chaplain, Texas Wesleyan University
Steven Heyduck, FE	Chaplain, Methodist Children's Home
Judy Holloway, FD	Trinity Valley School
Melinda Holloway, FE	Chaplain, N. Atlanta Tri-Hospital CPE Center, GA
Alison Humann, PL ¾ time	Director, UCF, Navarro College
Mary Ellen Johnson, FE	Chaplain, St. Luke's Baptist Hospital, San Antonio
Katherine Long, FE	Director, Wesley Foundation Baylor University
Katie Meek, PE	Director, Wesley Foundation, Weatherford College
Joseph Nader, FE	Director, Wesley Foundation UTA
Norman Suggs, FE	Campus Minister, Wesley Foundation Tarleton University
Robert Douglas Vaughn, FD	Troy Elementary School
Alphonetta Wines, FE ½ time	Director, United Christian Fellowship, Hill College

SPECIAL APPOINTMENTS TO EXTENSION MINISTRIES

Armed Forces Chaplains:

Charles Bailey, FE	Chaplain, US Army
J. Kent Berry, FE	Chaplain, US Army
Hector Colon-Colon, FE	Chaplain, US Air Force
Robert Ewing, FE	Chaplain, US Army
William Killough, FE	Chaplain, US Army
Robert Warden, FE	Chaplain, US Army

Health Care Fields, Community Service Organizations and Other Related Ministries

Julie Allen, FD	Closer Walk Ministries
Lisa Baumgartner, FE	Chaplain, V.A. Hospital, Dallas
Meredith Remington Bell, FD	Chaplain, Harris Methodist HEB Hospital
Angelo Betancourt, OF	Chaplain, Harris Methodist Fort Worth
Jackie Chambers, FE	Chaplain, Harris Methodist Fort Worth
Laura Arellano-Davis, PE	Chaplain, Baylor Medical Center, Irving
Darlene Grant, PE	Chaplain, Comfort Hopsice, Irving
J. Michael Hannah, FE	Chaplain, Harris Methodist Hospital Erath Co.
Timothy Madison, OF	Chaplain, Harris Methodist Southwest
Wayne Menking, OF	Director, Harris Methodist CPE Center
Carey Reynolds, OF	Chaplain, Harris Methodist Fort Worth
Randal Riddile, FE	Chaplain, Harris Methodist HEB Hospital
Dora Saul, OF	Chaplain, Harris Methodist Fort Worth
Guy Sawyer, OF	Chaplain, Harris Methodist CPE Center
Candace C. Stroup, OF	Chaplain, Harris Methodist Fort Worth
Jim Tenery, OF	Chaplain, Harris Methodist Fort Worth
William Wood, FE	Chaplain, Harris Methodist Hospital Fort Worth

SPECIAL APPOINTMENTS BEYOND THE MINISTRY USUALLY EXTENDED THROUGH THE LOCAL CHURCH

Amy Tate-Almy, PD	Money Matters Ministry
Bryan Dalco, FE	Trinity East, Texas Annual Conference
Ann Hagmann, FE	Chaplain, Spiritual Care Dept/Hospice, Austin
Christi M. Hoffman, FE	Paducah, Northwest Texas Conference
Marty Jeane, FE	Director, Center Street Counseling Services
John Loggins, FE	Director, Pastoral Counseling Associates
James Newton, FE	President, Hugworks
Paul Porter, FE	Winona, Northwest District, Texas Conference
B. Suzy Rivera, FE	Program Director, Friendship Service Center, Inc
Jong-nam Song, FE	Delaware Korean, Peninsula-Delaware Conference
Melanie Stanley-Soulen, FE	Allen Lee-Luthersville Circuit, North Georgia Annual Conference
Sanh van Tran, FE	Vietnamese UMC, West Michigan Annual Conference
Patricia Warden, FE	Bethlehem-Prospect, South Carolina Annual Conference
Steven Mark Winter, FE	Mark Winter's One Man Show Ministries

Incapacity Leave:

Kenneth Bergeron – FE	(3)
Terry L. Colwell - FE	(7)
Rodney Corder – FL	(3)
Marie Helm - FE	(5)
Denise A. Kirk-Hall - FE	(14)
Robert B. Linnstaedt - FE	(12)
James Olney – FE	(3)
Joyce Elaine Puckett - FE	(13)
Karen Samford – FD	(3)
Kathye Schade - FE	(4)
Margaret Stratton - FE	(5)
Annette Williams - FD	(3)
Nancy Woods - FE	(5)

Leave of Absence:

Cindy Dack - FE	(4)
Sarah Galaviz - FD	(7), (Family Leave)
Beverly Gilliam, FE	(1), (Family Leave)
Cathy Mordecai, FE	(1), (Family Leave)
Nelda Murraine - FD	(9)
Jamie Peterson – PE	(3)
Christie Robbins – FE	(2)
Philip Seawell - FD	(7)
Don C. Smith - FE	(13)
Katie Peterson Stellar - FE	(15), (Family Leave)

VII. Reports

	2010 Budget	2011 Budget	2012 Budget
I. GENERAL CONFERENCE	2,469,658	2,494,215	2,486.513
A. Africa University	*39,325*	*39,202*	*37,984*
B. Black Colleges	*175,709*	*175,158*	*169,716*
C. Episcopal Fund	*353,894*	*364,818*	*390,653*
D. General Administration	*139,405*	*141,841*	*146,474*
E. Interdenominational Cooperation	*34,279*	*34,218*	*33,681*
F. Ministerial Education	*440,440*	*439,123*	*425,508*
G. World Service	*1,286,606*	*1,299,855*	*1,282,497*
II. JURISDICTIONAL CONFERENCE	103,106	103,106	103,106
A. Jurisdictional Admin	*26,803*	*26,803*	*26,803*
B. Lydia Patterson	*56,398*	*56,398*	*56,398*
C. Mount Sequoyah	*12,855*	*12,855*	*12,855*
D. SMU Campus Ministry	*7,050*	*7,050*	*7,050*
III. CENTER FOR LEADERSHIP			824,471
IV. CENTER FOR EVAN & CH GROWTH			451,548
V. CENTER FOR MISSION SUPPORT			3,355,467
VI. ORGANIZATION & ADMINISTRATION			2,787,877
A. Extended Cabinet		*1,333,558*	*1,120,875*
1. DS Compensation			*658,095*
2. Director Compensation			*462,780*
B. Methodist Center Staff		*854,265*	*910,277*
1. Center for Leadership			*285,000*
2. Center for Evan. & Ch. Growth			*201,500*
3. Center for Mission Support			*423,777*
C. District Support	*819,846*	*848,326*	*756,725*
D. Wesley Foundation Special (dist. appor.)	*171,200*	*172,246*	*0*
GRAND TOTAL: CHURCH APPORTIONMENTS	11,536,256	11,522,371	10,008,982
Amount - Increase / -Decrease		-13,885	-1,513,389
Percent - Increase / -Decrease		-0.12%	-13.13%

NOTES TO THE 2012 PROPOSED BUDGET

1. General Administration and Jurisdictional Administration have historically been included in the Conference administration apportionment.

2. World Service is separated from Conference Benevolence which will facilitate the reporting of statistical information at year-end.

3. Center for Leadership program areas: Cabinet, Board of Laity, Information Technology, Communications, Board of Ordained Ministry, Episcopacy, Higher Education, and Campus Ministry.
   Campus Ministry ($181,302 increase)
   Budget support divorced from per member formula.
   Individual District apportionments for Campus Ministry ($172,246) have been added to budget support.

4. Center for Evangelism and Church Growth program areas: Student Leadership, Transformational Ministry, Small Membership/Rural Ministries, Evangelism, Ethnic Local Church Concerns, and Church Growth & Development.

5. Center for Mission Support program areas: Texas Methodist Colleges, Ecology Justice & Mercy, Spiritual Formation & Small Groups, Parish & Community, Mission Experience, Methodist Center Operations, Discipleship, Glen Lake Camp program support and debt service, and Clergy Benefits.
   Clergy Benefits ($1,434,879 decrease)
   Clergy Health Insurance ($1,534,879 decrease) direct billed beginning June 2012.
   Retiree Health Benefits ($100,000 increase).

6. Organization and Administration program areas: Extended Cabinet, Methodist Center Staff, and District Support.
   Extended Cabinet - compensation for 5 district superintendents and 3 directors.
   Methodist Center Staff – compensation for staff directing and supporting the three Centers.
   District Support - the former District Work Fund that was a separate district apportionment.

Grand Total – although apportioned separately and not part of the original Conference budgets in 2010 and 2011, District support and Wesley Foundation Special have been added for comparative purposes.

COUNCIL ON FINANCE AND ADMINISTRATION

Report No. 1

1. The Council on Finance and Administration expresses its thanks to the churches of our Central Texas Conference for their fine support of the mission partnership of the United Methodist Church through the benevolence program. Our overall percentage receipts in 2010 totaled 91.14%. Our churches contributed $10,760,980. Two hundred sixty eight of our Conference churches paid 100% of the apportionment share in full. The Conference was unable to pay its General Church Apportionments in full for only the second time in the last twelve years. We contributed 91.13% of General Church Apportionments.
2. Compensation for the District Superintendents and Executive Center Directors is determined by the following:

   a. Salary: the increase in District Superintendent and Executive Center Director salaries will be the same percentage increase as is reflected in the salaries of those Elders in full membership of the Conference who serve as Senior Pastors of churches within the Central Texas Conference. This formula percentage increase for 2012 is 1.04%. The salaries of the District Superintendents and Executive Center Directors will be $115,511.

   b. Beginning in 2012, where there is a Housing Allowance at the District Superintendent and Executive Center Director level, the formula will be 20% of salary rounded to the nearest thousand. The percentage will be reviewed every four years. The Housing Allowance for 2012 will be $23,000.
3. This amount is to provide for the District Superintendents' and Executive Directors' expense for conference meetings and additional ministerial expenses in an accountable reimbursement plan, the district superintendent's portion of the conference health benefits plan premium, for an amount requested by each district superintendent or director to be excluded from salary and added to the district (or conference) contribution toward housing allowance, and each district superintendent and executive director's salary. The line item amount for each of these is to be determined in consultation with and approved by the Council on Finance and Administration. It is required that the accountable reimbursement plan for the district superintendent and executive director's expense for conference meetings and additional ministerial expenses be established in accordance with Sec. 62 of the Internal Revenue Code (IRC). Also, any Housing Expense Set-aside, as desired by each district superintendent or executive director shall be established in accordance with Sec. 107 of the IRC in like manner. Further, the cost of the Clergy Retirement Security Program, billed directly to the conference, will be an apportionment to the districts. An additional amount for voucher, reimbursed expenses related to each executive director's office is also a part of the respective council's or commission's budget.
4. The district committees on finance are authorized to prepare budgets for presentation to the district stewards. An amount up to 10% of the support and compensation for the district superintendent may be included in the district budget to defray the utility costs of the district parsonage. In addition, an

amount up to 10% of the support and compensation may be included in the district budget for the purpose of voucher reimbursement of travel and business-related expenses. District budgets shall not include a discretionary fund, but may include a District Operations Expense item. The district budget shall be submitted to the Annual Conference Council on Finance and Administration for approval each year. The district stewards are authorized to apportion a Connectional Contingency Fund to be used for paying in full at the district level apportioned items, which may fall short within the respective district. The Connectional Contingency Fund will be administered at the district level in the same manner as the District Work Fund. It is understood that if a portion of the Connectional Contingency Fund is not used in any given year, it will remain in the fund and future apportionment funds will be reduced. Any adjustments for unusual local church situations will be made in the apportionment of the Connectional Contingency Fund only. All other apportionments will be distributed to every local church on the basis of the decimal.

5. We recommend a $100,000 apportionment for Texas Methodist College Association. The Council also recommends that funding for Campus Ministries will be a set dollar amount rather than based on conference membership.
6. At the end of each fiscal year unexpended unrestricted operation funds, less the amount needed to cover deficits in conference budget accounts, shall be transferred into the operating reserve and an accounting of all operating reserve funds shall be made at each Annual Conference.
7. Each year the use of the unspent Contingency Fund shall be reviewed by the Council on Finance and Administration and the Bishop to decide if any amount should be used for Conference, Jurisdictional and General Church apportionments before going into the Operating Reserve.

Report No. 2

1. The Conference Council on Finance and Administration approves and recommends the following offerings be taken in all local churches of the Central Texas Conference on or near the 2012 dates designated:

Human Relations Day	January 15
Church Growth and Development	February
Aldersgate Enrichment Center Day (3rd Sunday)	February 19
One Great Hour of Sharing	March 18
Native American Ministries Sunday	April 22
Golden Cross (1st Sunday)	May 6
Wesleyan Home (Mother's Day)	May 13
Annual Conference Special Offering	June
Peace with Justice Sunday	June 3
Lydia Patterson Institute	July
Christian Education Sunday (2nd Sunday)	September 9
World Wide Communion	October 7
Thanksliving Offering	November

Methodist Mission Home (1st Sunday)	November 4
United Methodist Student Day	November 25
The Methodist Children's Home, Waco	December

2. The three Conference Ministry Centers shall have prepared in writing and submitted to the Council on Finance and Administration their budgets for the ensuing year by the date set by the Council on Finance and Administration. Requests will not be considered if received after the due date unless an extension has been requested and approved.
3. An amount equal to 50% of the General/Jurisdictional Conference per diem or reimbursement for actual expenses above the per diem, whichever is less, shall be paid to each elected lay and clerical delegate and to the first lay and clerical alternate delegates representing this conference at General/Jurisdictional Conference.
4. The Executive Director for Mission Support is authorized to:
   a) Consolidate the various funds of the Annual Conference and of the agencies into one or more bank accounts.
   b) Write all checks for the agencies of the conference upon requisition by authorized officers of the agency and in keeping with approved conference budget. The Treasurer is also authorized to transmit to the authorized treasurers all other funds that are raised by the local churches in response to General, Jurisdictional and Annual Conference askings that have been approved by the appropriate body.
   c) The conference treasurer, after the close of the fiscal year, shall transfer from the accounts of all boards, commissions, and other agencies of the conference into the operating reserve all unexpended balances of the annual appropriations for the year just closed (excepting only items specifically exempted by CFA) making allowances for all outstanding checks. This procedure is recommended with the understanding that the Executive Director for Mission Support will honor the requisitions for all necessary expenses of the new fiscal year within the limits of the appropriations.
   d) Invest the funds of the conference in government securities and federally insured depositories up to and not exceeding insurability, and/or with the Texas Methodist Foundation, and/or Central Texas Methodist Foundation and to borrow on and dispose of investments at, or prior to, maturity, and to deposit the proceeds from these investments in accounts of the conference under the guidance of the Council on Finance and Administration.
   e) Deposit funds for specifically designated purposes in federally insured depositories up to and not exceeding insurability, and/or with the Texas Methodist Foundation and/or Central Texas Methodist Foundation under the joint control of the Central Treasury (Conference Council on Finance and Administration) and the agency concerned, with the approval of the Executive Committee of the Conference Council on Finance and Administration.

Report No. 3
Reserve Funds

In order to establish a better system of accountability, the Council on Finance and Administration, following action of the 1991 Annual Conference, implemented the following management procedures for reserve funds beginning 1/1/92:

a) The operating reserve is no longer treated as a contingency fund but as a cash flow fund.
b) A separate contingency fund has been set up to cover unbudgeted expenses with accounting of these expenditures to be made to the Annual Conference.
c) A contingency fund of $50,000 has been established from the operating reserve.
d) The contingency fund will be replenished at the beginning of each year by the interest earnings on both the contingency fund and the operating reserve. Any interest earnings over and above that necessary to replenish the contingency fund to a balance of $50,000 will go into the operating reserve.
e) The goal is a permanent operating reserve fund of 10% of the current budget to be used strictly for cash flow.
f) The operating reserve will be replenished by funds unused by the conference at the end of the year.
g) The authority for the administration of these funds rests with the Council on Finance and Administration pursuant to the Book of Discipline of The United Methodist Church and the Guiding Principles and Best Practices of the Central Texas Conference.

Contingency Fund Policy

1. Expenditures will be made from the Contingency Fund under one of two circumstances:
   a) Unforeseen circumstances, unpredicted, unplanned for, emergency situations that could not have been foreseen by reasonable people and reasonable committees.
   b) Failure of expected income to support a budgeted expenditure.
2. The conference treasurer may authorize up to $250; the CFA executive committee may authorize up to $5,000 either in meeting or by phone; those over $5,000 must be authorized by the full board either in meeting or by phone.
3. No disbursement will be made without the authorization signature of either the conference treasurer or the chair of CFA.

Report No. 4
Mileage Reimbursement

The accountable mileage reimbursement for conference staff shall be the IRS rate. All others shall be reimbursed at 25 cents per mile for one to six persons in a car, and 35 cents per mile when seven or more members ride in the same car for necessary travel on conference business. Due to the fluctuation of gasoline

prices, the CFA is authorized to change the mileage rate between sessions of the Annual Conference if deemed necessary. This reimbursement rate will be effective at the close of this Annual Conference.

Report No. 5
Accountability

The Council on Finance and Administration, through its Director, shall monitor monies received through the apportioned funds and keep those Boards and Agencies receiving funds from the conference advised of possible shortfalls to enable them to adjust their expenses where at all possible in order for expenditures not to exceed actual income for the year. CFA will seek to work with Boards and Agencies to allow the maximum funding of ministries and programs without creating a deficit situation in the Conference Budget.

Report No. 6

At Annual Conference, CFA will present a budget which is comprised of the major ministry components of the Conference. When the Conference approves the budget, it will be voting on the figures of those components and the composite total. If occasion arises to meet unforeseen and unusual expenses, or to provide for emerging ministries that could not be known at the time of budget preparation, a request may be made to CFA for approval to shift monies from one major ministry component to another major ministry component of the budget. In faithfulness to the Financial Best Practices this procedure will not be used simply because a ministry area anticipates some funds will not be spent.

Report No. 7

In these days when churches are more vulnerable to being sued than they were in the past, and for a far wider list of causes, it is imperative that each local church be incorporated. Failing to be incorporated puts each of the members of the church in jeopardy. In addition to being incorporated each church must review its property and liability insurance coverage with consideration for areas of liability not only between church staff and members or guests, and not only between the church as an entity and whomever might happen upon the premises, but also for the area of liability of employer versus employee.

Report No. 8

By action of the 1999 Annual Conference, each newly chartered church shall be apportioned 25% of what would be its apportionment, under Annual Conference Financial Procedures point C., for its first year after records are available, 50% its second year, 75% its third year and 100% its fourth year and thereafter.

Report No. 9
Fair Share Asking

We recommend the following as Fair Share goals for 2012:

Justice for Our Neighbors $38,000 – (5th year of five years)
United Community Centers $50,000 – (4th year of five years)

(**REMINDER:** *The Annual Conference no longer has a surety bond to cover laity who handle church finances. A letter was sent to all churches notifying them of this change. Once again we urge every church to review their current general liability insurance to ascertain whether this issue is addressed.*)

John McKellar, President, jmckellar@whiteschapelumc.com

MISSION MINISTRIES

Report of the Executive Director of Mission Ministries

Energizing and equipping local churches to make disciples of Jesus Christ for the transformation of the world continues to be our life's work. If we believe in the gospel, then we need to believe that lives can be changed and that we can reach more and more people for Jesus Christ. The more people we reach, the more good we can do, and the more people we have for the kingdom of sharing God's love. We believe the new Exodus Project: A Transformational Roadmap for a Church in Transition will give us greater flexibility to accomplish the mission.

As Executive Director of Mission Ministries and Assistant to the Bishop the bulk of my work in 2010-2011 has surrounded resourcing various task groups and working with a variety of clergy leadership issues. I worked extensively with the Conference Alignment Task Force, led by Rev. Mike Ramsdell. The Alignment Task Force presented a report at the June 2010 Annual Conference which established a Called Session of Annual Conference November 13, 2010 to receive and vote upon the work of the Task Force. The Exodus Project: A Transformational Roadmap for a Church in Transition was presented, discussed and overwhelmingly approved.

Since November 13, 2010 an enormous amount of work has been done by so many people to bring the Exodus Project to fruition. New job descriptions, new employee handbooks, reallocation of conference office space, interviews for new staff, setting up Centers, new Guiding Principles, new Procedures Manual, Cluster Groups, new districts, new role of District Superintendents, creating a new budget, and training for a new way of being are some of the things needed for full implementation of the plan.

A separate Task Force was named by Bishop Lowry to bring to the 2011 Annual Conference the Guidelines for full implementation. The chair of the task force is Dr. Mike Young. The task assigned the team was to reconcile the former "Standing Rules" of the Annual Conference with the new programs and structures of the Exodus Project. Realizing that the Exodus Project was a roadmap for a church in transition, the phrase "Standing Rules" does not describe an Exodus journey. The Church described in the Exodus Project is on the move, facing change, and adapting quickly to changing realities.

Examples of other areas of work this year; Nothing but Nets, Imagine No Malaria, Encounter with Christ in Latin America and the Caribbean, Partners in Ministry,

Leadership Summit, examples of generous giving, Centennial Celebration, THR Task Group, and CTMF Task Group.

Since 2006 The Central Texas Conference has focused on the life-saving power of a $10 net through Nothing but Nets. This year received $4,958. Through Imagine No Malaria, The United Methodist Church is working in partnership with our brothers and sisters in Africa to eliminate death and suffering from malaria continues. Central Texas Conference has agreed to set a goal of raising 1 million dollars towards eradicating malaria between 2010 and 2015. Together we have received over $110,000 through the CTC Cabinet challenge and gifts in June 2010 and in June 2011 we will celebrate and identify next steps. There are so many more lives we can save.

We worked with Bishop Lowry and Arborlawn UMC to host the Encounter with Christ in Latin America and the Caribbean. This Encounter with Christ in Latin America and the Caribbean is a Permanent Fund of the GBGM to support mission partnership with Methodist churches throughout the Latin American/ Caribbean region. It is a principal means through which United Methodism engages in shared mission with some nineteen colleague national churches connected to the Council of Evangelical Methodist Church in Latin America and the Caribbean and the Methodist Church of the Caribbean and the Americas. This presentation was done by Bishop Joel Martinez and Dr. Wilson Boots.

Partners in Ministry can be an invaluable tool for leaders of congregations seeking to enhance the ministry effectiveness of their church. It is a resource that provides direct, practical guidance on how the ministry of laity and clergy can complement and strengthen each other. The basic building block is the ministry team, in which one's status as clergy or laity does not matter, but rather one's sense of God's call and gifts for ministry. In August 2010 we trained our first class of clergy and laity leaders for Partners in Ministry. This ministry will be jointly handled by the Board of Laity and Center for Leadership.

The Central Texas Conference has a lengthy history of being a generous people. A sampling of that generosity was evidenced this past year by gifts to the Haiti Emergency Fund of over $289,000; Ghana Water Projects over $5,000; Chile Emergency $4,600; Maua Hospital Fund $13,000; Child Rescue in Sierra Leone $32,124. These are just a few of the more than 111 Advance Special categories that received over $834,000 of Advance Special giving.

April 6, 2011 the Leadership Summit was held at three locations. The Summit's purpose was to call together for prayer, discernment and holy conversation a cross section of leaders throughout the denomination. It was a venue for leaders to hear first-hand how the Council of Bishops is helping the church clarify and affirm God's leading through the vision, values and culture of the United Methodist Church. Central Texas Conference had three groups; one in Temple Texas, one in Fort Worth and one with the Board of Ordained Ministry. One

hundred twenty five persons took part in these groups plus individuals were able to view independently and also pull up the material from media archives.

June 1, 2011 I will change roles to serve as Assistant to Bishop and Executive Director of the Center for Leadership. I have enjoyed, grown personally and spiritually from my time as Director of Mission Ministries. I am excited about the new direction our conference is going and look forward to living into the Exodus Journey.

Georgia Adamson, Executive Director/Assistant to the Bishop – georgia@ctcumc.org

Report of the Mission Ministries Associate Director

Throughout the year 2010, the conference staff continued to be dedicated to offering training and resources to the churches and leaders of the Central Texas Conference. I had the privilege of working with several churches that wanted to implement the Five Practices of Fruitful Congregations into their ministries. In the process, I saw some very exciting things happening in those congregations.

In addition, I worked with congregations across the conference on implementing and upgrading their Safe Sanctuaries policies and procedures. This is such an important part of providing safe, nurturing places for persons of all ages to feel God's love and care for them. If your church has not yet written its policy or begun its procedures for Safe Sanctuary, please take care to do that now. The Safe Sanctuary online course is a good way to obtain training for volunteers and leaders.

We began an adult ministry/adult discipleship group for persons with responsibilities for growing adult disciples and providing a pathway to discipleship for persons in their congregations. These leaders have met to share ideas, challenges, and resources about building discipleship systems within their churches.

We are in the process of re-energizing the Central Texas Conference Christian Educators Fellowship to provide support for persons who have leadership responsibilities for spiritual growth and building disciples. It is important to have a network of persons who can share information, support, and resources for this ministry. My thanks to those persons who have expressed an interest in gathering occasionally for community and learning together.

It has been such a privilege to work with the Central Texas Conference Nurture Council over the past few years. This has been an amazing group of dedicated, faithful leaders who have provided this conference with countless hours of their time and energy to offer events, workshops, and resources to local churches and leaders all over this conference. These leaders of ministries with all ages and stages of life, as well as ministries of stewardship, worship, spiritual growth, and leadership development, have offered themselves and their service to this conference without hesitation or restraint. I offer my grateful thanks and

appreciation for all of you with whom I have served. You have been the hands and feet of Christ to me and to this conference. Bless you in your continuing ministry and service to God and the Church.

Also, my sincere thanks to all the churches and leaders in this conference with whom I have met, studied, prayed, and shared during my ten years on the conference staff. This position has afforded me many opportunities for personal and spiritual growth through local church, district, conference, and general church networking and events. My goal has always been to turn that around to share it with our CTC churches and leaders.

Karen Granderson – karen@ctcumc.org

Report of the Mission Ministries Associate Director

It has been a great pleasure to be in ministry with the Central Texas Conference youth ministers and Student Leadership Team this past year.

Some highlights of the past year:

Our Student Leadership Team is stronger than ever and recognized two of our seniors as candidates for ministry. We have five students that are currently on the team that have identified a call to full-time ministry. This year, we hope to send another strong delegation to Exploration 2011. Please read the Student Leadership Team report for details on all the exciting things we accomplished this year.

Our conference hosted JYMO this year at Texas Wesleyan University. It is a gathering of youth from throughout the Jurisdiction to come together to develop their faith, leadership skills, and take care of some disciplinary business. We had the largest delegation there, and showed our hospitality by providing a welcome ice cream sundae party on opening night and put together a monstrous slip-n-slide down the hill during a spot of free time. Our conference also provided workshop leaders, using the skills of many of our talented clergy and youth ministers.

Our conference sent four representatives to the Global Youth Convocation in Berlin, Germany in July 2010. Rev. David McMinn, Amy Miller, Matt Polk, and Stefanie Schutz acted as South Central Jurisdiction alternate delegates and took part in the legislative decisions that were made during the convocation. They were able to experience the true connection of the UMC by meeting people from all over the world and experiencing worship in many different traditions.

In October, my husband and I welcomed our second son, Shepherd. He is a delight and big brother Cordner just adores him. Thank you to everyone for your kind wishes and prayers during my maternity leave. In December, I had the opportunity to attend Refresh, a college/young adult ministry conference held at Church of the Resurrection in Kansas. It was very helpful for me as I continue to

encourage churches to involve and engage young adults in their congregations. At a recent meeting with church staff who are ministering to young adults, we talked about the difficulties and what brought success. Each church has a unique situation and it takes commitment and persistence to make young adult ministry successful. It is truly a relational ministry and young adults need to have someone consistent to identify as their minister.

In January, I finished my final course for Youth Ministry Certification by the United Methodist Church. I hope to become certified at Annual Conference this June. The certification program is a very useful resource that we don't take advantage of. All youth ministers should start this process of continuing education to further enhance their ministry foundation. CTC had one youth minister certified last year, and we have two more working through the program.

After hearing from multiple youth workers about their difficulty in training adult volunteers for their ministry, I decided to sponsor an event for this problem. I teamed up with a local church youthworker who had connections to Jim Hancock, author of *How To Volunteer Like A Pro*, and we invited him to come into the conference to provide two training sessions in different locations in the conference. His book and presentation helped every church that attended and refreshed my vision of what volunteers can do!

We will host our 3rd Annual Great Day of Service on April 16th and it proves to be as fruitful as ever. It is so energizing to see hundreds of folks mobilized and ready to serve their communities. We had over 600 people serve last year in multiple locations and it truly made a difference!

Joy Roberson – joy@ctcumc.org

Report of the Mission Ministries Associate Director

Sometimes plans change and we have to adapt. Such is the case with the retirement I had planned to take at the end of 2010. At the request of Dr. Georgia Adamson, I stayed on staff through the end of May, refocusing most of my attention on communications with the digital world taking the lead in connecting with our constituencies. We reworked the website (www.ctcumc.org), which will undergo another revamp as part of the new alignment; continued circulation of the popular weekly *E-Link* to conference and local church leaders; and the every-other-week *Central Link* newspaper for sharing news and features throughout the conference. The newspaper, still popular with our "I-want-to-hold-a-newspaper-in-my-hands" audience, will most likely be scaled down to a quarterly magazine format at a substantial cost savings to the conference. Permitting me to focus on communications allowed me to do more feature articles to lift up the remarkable ministries of our local churches and the conference. Substantial interest in evangelism has been rekindled during the last 12 months beginning with hundreds of covenants made at last year's Annual Conference, and continuing with evangelism training programs for local churches. The new alignment will bring many improvements in structure, some I wish I had

had the chance to work under, but I end my conference staff time feeling blessed to have worked with some of the most incredible, dedicated servants of Christ. Yes, it's always the wonderful servants that stand out in our minds.

Carolyn Stephens – carolyn@ctcumc.org

Report of Central Texas Conference Youth in Mission (CTCYM) Director

In 2010, almost 2,400 youth and adult missionaries from the Central Texas Conference spread out across Oklahoma and south central Texas to serve those in need in Christ's name. As part of the Central Texas Conference Youth in Mission's (CTCYM) annual trips, Conference youth and adults helped redefine what many people expect from young people by giving a week of their time to help more than 300 families.

In early June, 1,400 senior-high youth and adults helped Oklahomans whose lives have been affected by disability, poverty and age. The same week, almost 400 youth and adults went on CTCYM's combination trip in southern Oklahoma. The combination trip includes groups of both junior and senior high youth. Working closely with the Oklahoma Indian Missionary Conference (OIMC) and other local agencies in 22 different Oklahoma cities, CTCYM groups identified people who needed repairs or construction at their homes, but who could not afford it or were physically unable to complete it. The projects included patching roofs, repairing floors, painting walls, fixing porches, replacing windows, building wheelchair ramps and much more.

In July, almost 600 junior high youth and adults left for CTCYM's week-long junior high mission trip in eight small south central Texas cities. The projects they undertake rival the size and scope of those done by the senior high including building ramps and porches, installing sheet rock, and other construction and repairs.

As plans for 2011 come close to completion, the CTCYM Advisory Committee has worked to make this year's trips great events for both those who participate and those who receive our help. This summer, our senior high and combination trips will be serving in the Texas and Louisiana coastal region. Our junior high groups will be serving within the Central Texas Conference.

Every summer CTCYM brings together youth and adults from around the Conference to serve in the name of Christ. For a week they live, eat, work and worship together in living centers hosted by churches in different parts of the country. CTCYM is funded by the fees paid by participants to attend and by donations from other mission-minded individuals.

Jeff Jones – jeff@ctcumc.org

Report of the Director of Glen Lake Camp and Retreat Center

Since 1939, Glen Lake Camp has made a profound Christian impact on ***four generations of "campers."***

By providing an exciting Christ-centered camping experience, coupled with a retreat environment of serene beauty along the Paluxy River in Glen Rose, Texas, Glen Lake Camp has made it possible for more than 600,000 persons to encounter God through Jesus Christ.

I have had the pleasure of listening to Glen Lake *"campers"* of all ages—some who are *current campers*—one who's last camping experience was in 1939. Each has a unique story to tell yet their common themes are—***Glen Lake is a holy place—Glen Lake is fun—Glen Lake is a place where I made friendships that have lasted a lifetime— Glen Lake is a place of Christian commitment and renewal—***

In other words, **Glen Lake is a vital part of how each *camper* is sent out in Christian discipleship to be a part of God's mission in the world.**

An amazing tradition...**but what about NOW...what is NEW?**

Summer Camp 2011 Sessions—Five Full Days
4PM Sunday - 4PM Friday
More convenient for parents—More Christ and more fun for our children and youth!
Family Camp, 6PM Thursday-4PM Saturday—(extended stay through Monday is available)
An affordable "get-away" for families with children grades K-4—
Filled with activities and promoting time with each other and Christ.
Families will stay at Still Water Lodge—(on-site primitive camping is also an option)
During our "off-season" (August 4th-June 11)
***20,000+ persons* will "Retreat and Meet" at Glen Lake Camp and Still Water Lodge.**
Some groups will be with us as long as six consecutive nights.

With so much ministry going on daily at the camp, it might seem strange to ask:
"Does Glen Lake Camp Have a Future?"
Truth is—every day is a struggle to pay the bills at the camp—every day reveals something old and broken that has to be replaced. Our total cash reserves would only pay one week's expenses of the camp—should our revenue from camping or retreat ministry decrease.
So...*Does* Glen Lake have a future???

Yes—But...
Only with the continued sacrifice of a profoundly committed, gifted and

underpaid Glen Lake Staff—

Only with the expertise, money and sweat of volunteers—I estimate that there is more than $750,000 of deferred maintenance required at both campuses—and no money for this purpose.

Only with substantial cash donations to reduce or eliminate the $3.1 million dollar mortgage on Still Water Lodge.

Only with a renewed commitment made by parents... grandparents... churches... TO SEND THEIR CHILDREN—YOUTH—YOUNG FAMILIES TO GLEN LAKE...TO MAKE SUMMER CAMP A PRIORITY...

And...

Only with the continued blessing that God showers daily on this Camp. I am humbled by how God continues to send the right people at just the right time to this holy place. Join me in thanking God daily for God's great work at Glen Lake.

See you at Glen Lake...

Kay Koos Hawkins – kay@glenlake.org

NOW COUNCIL

The NOW council coordinated work efforts, the Central Texas Conference ministries stand together, focused on offering Christ to a lost and hurting world. As we read these Conference reports, let us celebrate the diversity, the impact, and the effectiveness the ministry. The NOW council has provided a structured framework to capture the "mission vision" for the Central Texas Conference as it was expressed in our four areas of focus.

1. A new generation of principles Christian leaders
2. New churches for new people in new places and transformation of existing churches
3. Working with the poor to eliminate poverty
4. Eradicating killer diseases, especially AIDS/HIV and malaria

The reports from each council tell the stories of the restoration, hope, and healing of body, mind and spirit. Our denomination, congregations, and members are true examples of excellence in leadership. The input and outreach for humanitarian efforts, education, medical, and faith communities are the legacy of The United Methodist Church.

The outpouring of support to the victims of the earthquakes, tsunami, war, famine and survivors was heartfelt. While addressing growing needs within our own local communities, the United Methodist Churches continues to provide support, service, offerings, and prayers.

We are overwhelmed and amazed at the impact of the service and outreach programs of the Central Texas Conference. Our congregations and its members are true examples of excellence in leadership.

Eve Hamilton, Chair – eve.hamilton1@yahoo.com

NURTURE COUNCIL

The CTC Nurture Council has had a very productive year in 2010. In the short time that I have been Chairperson I can really see how we are making God's disciples and leaders for our Church. I was very impressed with Bishop Mike Lowry's address at the Annual Conference in June 2010.

The council has worked toward nurturing the whole conference in a variety of ways and each of our ministry groups has been working to implement the four areas of focus of The United Methodist Church.

- Allen Grant (Marriage & Family) reported on the Parenting Skills class to be held Oct. 16, 2010 at FUMC Burleson. The topics/session will include; Boundaries with Kids, Real World Parents, and the STEP program. There was a keynote speaker with breakout sessions. Allen discussed how this program relates to three of the four focus areas of the UMC.

- Joy Roberson, (Conference Staff) reported on the Academy for Christian Education. Joy has developed a crash course weekend. The topics covered include; discerning your call, Bible study and working with staff and volunteers. The course was offered October 1-2, 2010 at FUMC Weatherford and March 25-26, 2011 at Central UMC in Waco. It was limited to twenty (20) participants per weekend and the cost was $30.00 per participant. The goal is to offer this course three times per year.

- While we have many activities going on, a major area was the continuation of Five Practices of Fruitful Congregations.

- Karen Granderson (Conference Staff) reported on the Created by God Training in Kay Lancaster's (Children) absence. Created by God is a human sexuality curriculum for fifth (5th) and sixth (6th) grade children. The event was held at FUMC in Arlington. Lee Meekins from the Alabama/West Florida conference led the training. This event is specifically to train the trainers who can in turn train teachers for the local church.

- Richard Thompson reported on the Social Principles task force. The task force is working on selecting "hot button" issues out of each area of the Social Principles, to be taught and discussed in the local churches. Options included developing curriculum that could be used in small groups, developing an on-line training course for teachers to present and facilitate discussion of these issues and offering a $50 grant to local church to assist in buying curriculum on the Social Principles. It was suggested that people in the local church are looking to the leadership of the CTCUMC to give their position and/or opinion regarding these issues. A brainstorming session was held on September 16, 2010 at the Conference Office. Allen suggested the curriculum should include a session on 'What is social justice?"

- Marianne Brown (Youth and Student Leadership Team). The youth and SLT are very busy. The UNIFY event was held on September 25, 2010 at three separate locations. Several of the youth have become Certified Lay Speakers and are teaching the course to other SLT members. They are also planning a "Great Day of Service" for April 16, 2011. The SLT is planning a conference wide initiative to attend YOUTH 2011 which will be held at Purdue University this summer.

- Cindy Young (Singles) reported that the Singles Task Area continues the work of strengthening the local church's ministry with singles through the three areas of social, spiritual and outreach. The Task Area has developed a Facebook page and is working on a website. They are in the planning stages of a mission trip for 2011 due to the tremendous success of the 2010 mission trip. In addition they are working on developing a "hub" to increase participation of those in the outlying districts.

- Linda Hutchings (UMW Spiritual Growth) reported on the UMW 2010 Spiritual Growth Retreat "Faith, Food and You" that was held May 14-16 at Lakeview Camp and Conference Center. The retreat leader was Dr. Elvin Adams, MD and the spiritual director was Judy Holloway. The 2011 Spiritual Growth Retreat is currently set for March 4 - 5. The UMW Assembly was April 30 - May 5 in St. Louis, MO. The CSCM in Aug. was a great success and the UMW Autumn Gathering was on October 2, 2010 which had more than 8 hours in Burning of the Candle for missions.

- Kay Hawkins (Glen Lake Camp & Retreat Center) reported on the various changes to the summer camp offerings. A "Family Camp" component was being added and was offered at different times throughout the summer. Family Camps will be Thursday to Saturday during the time a week long camp is in session. Each Family Camp can accommodate up to twenty (20) families. All week long camps will begin on Sundays at 4:00 p.m. and end on Fridays at 4:00 p.m. Kay has applied for grant monies to increase the scholarship amounts that can be awarded. The staff is currently evaluating the Bible Retreats for 2011. The camp is presently operating with the smallest full-time staff in twelve (12) years and is looking at a deficit of $100,000 for 2010. The staff is very dedicated and was working very hard to carry out the mission and ministry of Glen Lake Camp & Retreat Center.

- Richard Thompson (CTC Walk to Emmaus) reported that the ministry still remains vital and financially solvent though there has been a decrease in the number of pilgrims. Thirteen (13) walks were scheduled for 2010 and fourteen (14) walks are scheduled for 2011. There was a conference- wide gathering on October 2, 2010 with the theme "Hearts on Fire." Bishop Mike Lowry opened the event, Julieanne Alan shared her story and Rev. Danny Brown offered a closing message.

- Karen Granderson announced that the safe-sanctuary can be completed on-line. There is no cost for the course, but the participant must have the book which can be purchased from Cokesbury Book Store. The course takes four to six hours to complete.

- Due to the uncertain future of the Nurture Council and its function, preparation of the 2011-2012 budget was tabled. The Nurture Council has been mandated not to spend more than 5/12 of the 2011 budgeted monies.

Our ministry task forces and leadership groups are working to equip and energize our local churches to rethink not only who they are as God's disciples but also the ways they can interact with their communities and the world for the sake of God's kingdom on earth. Thank you for letting me be part of this Nurture Council.

Charlotte Everett – achurchmouse@sbcglobal.net

CONFERENCE STUDENT LEADERSHIP TEAM

The Conference Student Leadership Team has aligned its ministry with the Four Focuses of the General Church for the past two years. This year our team selected the focus of Developing Principled Christian Leaders. To strengthen the leadership aspect of youth ministry in the conference, we centered several activities on different ways to lead and different qualities needed to be a good leader.

Last year several members of the SLT were certified as Lay Speakers by the conference. They influenced the entire SLT to go through Basic Lay Speaker Training all together in two sessions this past year. Youth Lay Speakers helped to teach the class to the other members of the SLT. Over 15 completed the basic Lay Speaking Course this past year. Many of us will be taking the advanced course and getting our Lay Speaking Certification.

Our SLT participated in JYMO – Jurisdictional Youth Ministry Organization this past July. It was held at Texas Wesleyan University and we hosted over 200 students from around the Jurisdiction. Former SLT Allye Combs-Morgan chaired the event as JYT President and our SLT helped in multiple ways to provide radical hospitality for our friends. Our delegation was the largest in attendance and we spent time in workshops and worship learning how to be leaders in our conference and local church.

The Conference SLT decided at the beginning of the year that strengthening each District SLT would benefit the conference more than having one large conference-wide event. UNIFY, a time of fellowship and worship service, became the fall event in hopes of achieving this. The event was held at three different locations across the conference on the same day. The conference SLT prepared a skeleton model for the event and then district SLTs partnered together to create it. Mid-Cities, Fort Worth and Waxahachie districts collaborated at one site. Brownwood and Weatherford districts partnered together, and Temple and Waco districts were paired. This event helped each district SLT to put on an event with the support of one or more other teams and without having to start planning from

scratch. UNIFY was a smashing success in the response we had from local churches, in the experience our district SLTs gained, and in sharing the message that we are all the Body of Christ and serve a special purpose.

This October, the CTC celebrated its 100th anniversary and several members of the SLT helped to put on the event. The SLT ran the children's area including clowns, coloring, games, arts and crafts. Some SLT members participated in the afternoon activities by performing vignettes and doing reading in the program. The SLT also prepared a table to display its history.

Our Midwinter retreats this year were both based around the theme "Radiate." Radiate Weekend 1 was different from any Midwinter our SLT has done before. We centered the weekend on using individual talents to praise God and how to become worship leaders in our local churches. Youth broke out into several different creative arts groups and learned something to incorporate into the closing worship to which families and church members were invited. This groups included theater troupes, a dance ensemble, a band, a photography class, a technology crew, students who delivered Scripture and a Message, and the Energizers who created a radically hospitable environment in which to worship. The youth worked all weekend and learned about how different aspects of worship come together to convey the same message. Each youth came home with a skill they can utilize to lead in their local church.

Radiate Weekend 2 was a more traditional Midwinter centered on being a leader in everyday life and how different gifts are used differently. Youth and adults took a spiritual gifts assessment and had a time to learn about each gift and why God gave them the ones He did. The weekend allowed for a lot of self-exploration and showed youth different opportunities they have everyday to be a leader.

In finding our own strengths and talents, we have been able to empower other youth of the conference to not only find their gifts, but also to use those in their local churches and everyday lives to glorify God. Our focus of leadership turned into a focus of finding yourself and your purpose and why that qualifies and equips you personally to do God's work.

Marianne Brown – marianne.brown@gmail.com

SPIRITUAL LIFE COMMITTEE

As I understand, this is the last report that will be coming from the Spiritual Life Committee, under Nurture. For years this committee has sent financial support to the 5-Day Academy for Spiritual Formation held by the North Texas Conference, Central Texas Conference, and the Disciples of Christ. Little else was done. Then it was thought that this conference should develop a specific emphasis on spirituality and give lay and clergy of CTC new opportunities to develop their spiritual lives, but pastors and laity alike are too busy to add one more event to their packed lives. For ministry professionals, the Day Apart in January was their way to nurture their spirituality.

Now, Dr. Bob Holloway has taken the lead in putting together a 5-Day Academy for Spiritual Formation. This event is being offered in 2012, February 12-17, at the Prothro Center at Lake Texoma. Teachers/speakers for the event are Dr. Kathryn Damiano and Dr. Wm. Loyd Allen. Registration has already begun and requires a $75 fee.

The Academy assists the spiritual pilgrim to develop a spiritual rhythm in their lives. This rhythm serves to root or anchor the life of the one who practices prayer, study, worship, reflection, and community building. Please consider making a commitment to the very important spiritual rhythm of life by attending this event.

Patti Waser, Chair – prwaser@hotmail.com

WALK TO EMMAUS

The Walk to Emmaus, like so many things associated with religion, is competing with the secular world for people's time and emotions. Business and family obligations occupy more and more of the available hours each day. Economic distress and world unrest seem to make the world a place where human existence is tenuous and frightening. Will there be enough money to pay the bills this month? Will we be able to make all the extracurricular activities and still have time to get work done? If we get the work and activities done, when will we have time to clean house and take care of the yard? When retirement comes will there be enough income and savings for the family to live comfortably? What about all those terrorists, civil wars, and protests for political change in other parts of the world? What effect will that have on our way of life and economic situation? What else can we pile on ourselves to worry about? Oh yeah, by the way, will we have time to go to church and to participate in a three-day religious weekend event?

Ironically, the Walk to Emmaus and similar events can bring some sense to the world and can increase our ability to cope with everyday life. Jesus taught that when we center on ourselves we tend to get so caught up and inward focused that everything becomes unmanageable. We worry about things we cannot control and then we worry about our inability to control those things. Life becomes a downward spiral. A Walk to Emmaus weekend begins to teach that focusing on God relieves many of our worries. When we take off our watches and quit concentrating on what we have to do next (Don't anticipate) we can experience the current moment and event in a way that is not otherwise possible. When we focus on seeing, hearing, and experiencing God in the daily and momentary activities, we still get fed, we still have time for breaks, we still have time for sleep and rest, and things back home somehow seem to get taken care without our constant worrying and efforts to control them. As we become more aware of the grace God offers us, problems that previously seemed insurmountable can be left at the cross so that we can get on with life, moving forward and upward.

The first day of the Walk to Emmaus weekend focuses on God and the grace he offers. The second day focuses on Jesus Christ and our life as a response to grace. The third day focuses on the Holy Spirit and the call to be part of the Christian community in action in the world. The weekend and its activities seek to teach us the following.

God loves us unconditionally and longs for our return. Human beings are shaped by a unique capacity to make decisions about their priorities. God's love searches us out, seeks to redeem us, and wants to give us a life in grace. God's love is shared by Christians called to be the church – priests to one another, a channel of grace between God and people. By God's grace we are accepted and set right with God in Jesus Christ. New life comes with our "Yes." The new life is rooted in a relationship with God, sustained by grace through spiritual disciplines; giving one's heart to God. This new life involves growth through study of Scripture, tradition, and our world; giving one's mind to God. This new life in Christ is made real by means of Sacraments and other sacred moments in which we celebrate Christ overcoming death in our lives. This new life is expressed by sharing Christ as a friend with friends; giving one's hands and feet to God. This new life is not free from obstacles of sin, but we are enabled by grace and discipline to overcome obstacles and to grow through them. This new life is discipleship; life lived in grace, following in Jesus' footsteps, growing in his likeness, heart, head, and hands given to God. Disciples transform their environments by being a Christian presence with others and in the community. Disciples continue to grow in the grace of Christ through obedience to the Holy Spirit in disciplines of prayer and service. Disciples are called together to be the Body of Christ, teaming up their gifts for ministry, together being Jesus alive in the world. Disciples of Jesus cannot make it alone, but can persevere with strength from the Spirit through mutual support and accountability in group reunions. When the three days are over a Fourth Day begins. This is the purpose of Emmaus; a lifetime of discipleship, new life to our churches, homes, and workplaces conveying grace where we live.

In 2010 the Central Texas Conference Walk to Emmaus conducted thirteen three-day weekend events where 388 Pilgrims experienced the grace of God. For those 388 Pilgrims, 475 people gave up their weekends to serve on teams so that the Pilgrims could experience the grace of God. The Pilgrims came from 168 different churches representing 10 different denominations and 31 non-denominational congregations.

The way you think about your situation determines how you feel about it, and how you feel about it largely determines what you will do. The Walk to Emmaus empowers people to think about life in terms of relationship with God and one another. This enables them to trust in God and to have faith in God's plan for their lives. Thinking this way reduces all those issues mentioned at the beginning to secondary levels and empowers people to focus on God. The Central Texas Conference Walk to Emmaus in 2010 sent 388 people back to their homes, their

home churches, and their work environments focused on God.

For additional information about Emmaus contact the Central Texas Conference Walk to Emmaus Administrator, Richard Thompson, at 512-694-6729, or by e-mail at ctcemmaus@sbcglobal.net . Information can also be obtained at the conference website, www.ctcemmaus.org .

Richard Thompson – ctcemmaus@sbcglobal.net

CHILDREN'S MINISTRY

We are attempting to achieve better communication between directors of children's ministry throughout the conference. This has been primarily in the area of social networking. Several persons were certified as leaders in the Created by God curriculum in hopes of expanding human sexuality education based on United Methodist beliefs. The goal is to be able to offer these weekend events for 5th and 6th graders in area churches throughout the conference. The conference also sent representatives to the Children's Forum in San Antonio which was an opportunity to learn from and share with leaders in children's ministry from all over the country.

Kay Lancaster, Coordinator – klancaster@arlingtonmethodist.org

MARRIAGE AND FAMILY

In 2009, we planned a successful event on Pre-marriage Education for Pastors. This past year we had planned an event to train church leaders (pastors and teachers) on various curriculum to be used to offer parenting skills classes in the local church. Karen Granderson and a team of volunteers worked with us to contact speakers and provide several options for churches. Unfortunately, there was not enough pre-registration to continue, so we had to cancel the event. Then before we could regroup and plan for 2011, the Conference began restructuring. It is our hope and dream that the churches of Central Texas continue to offer materials and leadership for couples and families so that they can be strengthened in their lives together.

We thank the conference for asking us to serve in this capacity and look forward to whatever God has in store for the Central Texas Conference in the years ahead.

Allen and Darlene Grant - agrant1812@gmail.com

OLDER ADULT MINISTRIES

During the past year, individual districts have been engaged in connectional activities. These activities have included purely social activities such as Valentine lunches (complete with high school jazz bands or local crooners) and worship services. The Mid-Cities District older adults have gathered at White's Chapel UMC for an Advent worship service and lunch for the past five years.

It is our hope to get more churches within districts or within cluster groups to encourage their older adults to do more social, worship, and mission activities with other older adult groups. With the increased size of our districts, we may

need to emphasize cooperation within the cluster groups-when the churches within the groups are relatively near each other.

The challenge we are facing in older adult ministry today is the aging of our older adult population. Those older adults who have been active in church activities over the last fifteen to twenty years are not able to keep up the pace that they have been maintaining. We need to find ways to engage our younger older adults (the 50's and early 60's groups) in more mission and social activities. With people generally working longer before retirement, working older adults have less time to participate in older group activities. This is especially true when so many older adult opportunities are offered during the workweek.

In addition to the activities mentioned above, we need to be aware of the changing nature of the environment our older adults. We as a Conference and as individual churches, need to be aware of the issues regarding housing, transportation, and medical care that challenge our older adults. It is our hope that through the districts and the cluster groups, we will be aware of how these issues are affecting the lives of our members and our communities in general.

Many decisions are being made today in Congress and in the legislature regarding our older adults and families. Many of these decisions may result in our churches being asked to fill gaps that do not exist now. New realities will give us new opportunities for ministry to older adults.

Gordon Johnson – gordon@nwumc.org

UMC SINGLES TARRANT AREA

2010:

Social Events

It's been a busy year for the Tarrant Area Singles!! We've had 12, 3rd Friday Dinners at various restaurants in Tarrant County with a different church hosting each month. Starting the week before Thanksgiving until Christmas we had 5 Holiday dinners. These dinners really help the singles during a stressful time of the year. On the Friday after Thanksgiving we enjoyed the Parade of Lights in Downtown Fort Worth. At the end of summer we had a very successful Tubing trip in Glen Rose. We had such a great time, we plan to do it twice in 2011. There were 2 days at the Lake at Lyle Lodge on Eagle Mountain Lake. We enjoyed a pool party, dance music and had a barbeque dinner. Later on in the year we had a games and snack event at the lake too. We had movie nights at FUMC Bedford, hikes at the Fort Worth Nature Center and several 5K Run /Walks all year long. Many attended the coffee houses and outdoor concerts this last year. We celebrated Christmas with a party attended by120 singles. This was our big social event for the year. What a wonderful party with great food, socializing and dancing. For some of our singles this was their only holiday party.

Educational Events

Still Water Lodge in Glen Rose was the location of our spring retreat with Steve Langford. There were 35 in attendance from 8 churches. Chuck Graff led a brown

bag dinner/book study for 5 weeks this year on Five Practices of Fruitful Living by Robert Schnase. The book was well received by all in attendance. A group of 8 singles from our conference attended the Jurisdictional Singles Retreat at Mt Sequoyah in Fayetteville Arkansas. This is a great training event to help build our singles ministry. In July we taught bible school at Diamond Hill UMC to about 20 children. They really enjoyed the 3 evenings we spent with them telling bible stories, painting, drawing, eating hot dogs along with ice cream and cookies.

Outreach Events

We went back to Diamond Hill UMC at Christmas to have a party with the children and their families. The children preformed a nativity story for us and we enjoyed a Posada walk in the neighborhood. We served homemade tamales and cookies as a special treat. In February of 2010 we took 15 singles to Dulac, LA to do home repair work. During the summer of 2010 several people spent the day at Glen Lake Methodist Camp stripping and painting doors on the cabins. At all our events we encourage folks to bring canned goods for the Tarrant Area Food Bank. We really enjoy the service projects. Many singles are involved with Habitat projects and mission trips at their home churches.

We have our monthly UMC Tarrant Area meetings to discuss upcoming events, make plans for the future and to discuss any issues. These meetings are very important to the growth of our singles ministry.

2011:

January 21st we will start the year off with our 3rd Friday dinner. Our Spring Retreat will be April 1-3 at Prothro Lodge on Lake Texoma. The theme will be *We Are God's Beloved*. It will be lead by Phyllis McDougal, associate minister from First United Methodist Fort Worth. We will continue having our 3rd Friday dinners every month. We are getting ready to book Lyle Lodge for our summer outing. This will be in late May or June. In the fall we will head back to Mt Sequoyah. More hikes and 5K walks/runs are planned. We have a camping trip scheduled for April. We have plans for Divorce Recovery groups and another Bible/Book studies are in the works for late spring early summer. We plan to take a mission trip this year and do more local mission work too. We will definitely plan another Christmas Party for 2011. We will have our new website up and running in the next few weeks.

It was a great 2010 and a wonderful 2011 is planned for the UMC Tarrant Area Singles. We plan to reach out to the singles in our community and grow in our community!

Cindy Young - cyoung1952@att.net

ETHNIC LOCAL CHURCH CONCERNS

Backpacks for Kids, Morningside UMC

Ministry Focus: The goal for Backpacks for Kids program is to ensure that 30 children in the Morningside Elementary School will receive nutritional food

during the weekends throughout the school year.

Building Joshua and Esther, El Buen Samaritano UMC

Ministry Focus: Educate and train church leaders and Sunday school teachers about the Methodist church.

Children of God, El Buen Samaritano UMC

Ministry Focus: Teach instruments to children and as a way of discipline; nourish children through Bible lessons; engage with youth about the Word of God; teach children the different ways of God.

Evangelism, Diamond Hill UMC

Ministry Focus: To reach out into the community around Diamond Hill UMC to make disciples for Christ.

Feed My Lambs, Korean UMC of Waco

Ministry Focus: The goal is to help our college students from Baylor University to grow spiritually by offering a Friday Night Bible study and providing dinner.

H.O.P.E. Tutoring Center, Inc – Support for Reading

Ministry Focus: Recognizing children who are struggling with reading and give them intensive support.

H.O.P.E. Tutoring Center, Inc – Math Camp

Ministry Focus: The goal of Math Camp is to reduce the likelihood of academic failure by providing a safe and caring environment in which children can learn and grow.

Lord Enlarge Our Territory, Korean UMC of Waco

Ministry Focus: To help Koreans who are looking for smaller communities to live and work like Waco and then nourish them spiritually.

Worship Arts Week, Grace UMC of Arlington

Ministry Focus: Create an increased interest in new ways of worshiping and praising god, encourage continued participation and exploration of the Worship Arts while making disciples for Jesus Christ.

Alfie Wines - abwines1@sbcglobal.net

Central Texas Sojourners, Chapter 16
NATIONAL UNITED METHODIST CAMPERS
RV Campers in Action

Do you know someone with a trailer or motor home (RV)? They are a prime candidate for the Sojourners (NUMC)! Pass the word, please! You will open the door to a great and enjoyable experience.

We are an RV Camping group ministering primarily to Older Adults, giving a structure and purpose to RV camping.

NUMC is a Recreational Vehicle (RV) camping group with members in over 16 states in 22 Chapters in the eastern and southern United States. There are now 5 chapters in Texas. NUMC is an affiliate organization of the General Board of Discipleship.

Chapter 16, Central Texas Sojourners looks forward to continued ministry to that

portion of the Central Texas Conference who are commonly known as RV'ers. While a majority of our members are retired, many are not. Our membership comes from all walks of life and all areas of the Central Texas Conference and beyond. The common factor is a love for camping and sharing with others in mission.

During 2010 we had 10 major campouts and/or work trips with an average of 35-50 people in attendance. Aldersgate Enrichment Center continues to be the major focus of our mission efforts. This year we have contributed over 300 hours of volunteer labor to Aldersgate, assisting in many and varied jobs and have given over $10,000 in cash.

We look forward to continued service in the Name of Christ to the RV community in the Central Texas Conference. For more information, please contact:

Jerry Dickson, Chapter 16, President
3907 Roland Rd
Whitesboro, TX 76273-7517
903-564-1284
jerdickson@aol.com

Jack Paige, Chapter 16, Vice President
6717 Blue Meadow Drive
Fort Worth, TX 76132-1130
jacpaj@aol.com

Leonard Radde, National Director
925 Surry Place
Cleburne, TX 76033-6041
817-475-3389
lradde@att.net

Leonard Radde – lradde@att.net

BOARD OF CHURCH AND SOCIETY

The work of the Board of Church and Society in this past year was to focus on issues of global poverty, the jobs crisis, and the work of health care reform. I participated in several phone and internet conferences with other Conference Chairs of Board of Church and Society and leadership from the General Board. Another area of emphasis was supporting the work of immigration reform. The Legislative focus of the General Board of Church and Society for the current year include: working to assure the highest level of funding to overcome global poverty; a continued emphasis on a just and humane immigration reform; addressing the jobs crisis; and ensuring a clean energy future. We will support their work at the Annual Conference level.

Stephen Schmidt – sschmidt@graceumccopperascove.com

GLOBAL AIDS FUND TASK FORCE

The Global Aids Fund was established by the United Methodist Church to address the HIV/AIDS pandemic around the world. Unlike other "killer diseases of poverty" that are largely confined to other parts of the world, AIDS is a significant cause of death in the United States, including our Conference. The number of persons here who live with this devastating disease is shocking to many local United Methodists. When you add the persons who are "affected" to those who are "infected" the number becomes so large that it cries out for ministry.

Unfortunately, the stigma attached to HIV/AIDS makes it a taboo subject in many churches. The myths that still exist about this disease cripple attempts to deal with it constructively. Many infected persons and their families not only live with the devastating physical, emotional, and financial burdens of the disease, they also live in fear that others will learn of their condition and reject them. Sadly, such rejection and ostracism seems to be a standard response, even from some churches.

The Global Aids Fund Task Force for the Central Texas Conference is committed to raising the awareness of this condition in our Conference and providing guidance and leadership in the effort to eradicate this terrible killer disease. Education is the key to prevention of this disease. High risk populations, especially young people, are woefully uninformed about HIV/AIDS and, as a result, continue to have increasing numbers of infections.

During the past year the Task Force has successfully sponsored HIV/AIDS workshops in Fort Worth and Waco and participated in the international AIDS Conference in Dallas. We are now designing an educational program specifically for youth. You will continue to hear more from us in the coming months and we hope you will respond positively when your church has the opportunity to participate. The Task Force can serve as a critical resource for your church and community, but we are ultimately dependent upon local churches to open their doors, hearts and minds to this ministry. Please help to eliminate this killer disease of poverty. Take the initiative and contact us if you have suggestions or need help.

Jerry Longwell – jerrylongwell@yahoo.com

RESTORATIVE JUSTICE

Restorative Justice Practices and principles are applied through various forms of mission and outreach ministry within the Central Texas Conference. We support the formerly incarcerated and nurture their faith through preaching, teaching and mentorship programs. In addition, many members of our Conference faithfully participate in Kairos Ministries where they visit the prisoner and share the love of Christ with our brothers and sisters – as one imprisoned with them.

The Crime Victims Council reaches out to victims by providing an annual Community Interfaith Worship Service of Help, Hope and Healing for victims of crime, their families, friends and the community. In addition, Crime Victims Council continues to provide pastoral counseling, training for churches, hospitals and communities on victim support and work collaboratively with the Second Chances program by providing mentoring and training to former inmates.

Overall, the Central Texas Conference continues to lead the charge in its fight and advocacy for justice and mercy ministries, and our "one-stop methodology" (through the Tarrant County Restorative Justice Center) is considered, and recognized, as a model which encourages collaboration, interfaith partnerships and biblical disciplines that, when applied, promote safer neighborhoods and opportunities for reconciliation of heart and community.

Proposed Programs:

Travel/Training Goal: Encourage/promote increased knowledge in the area of Restorative Justice Ministry, to ensure the conference is informed with the latest governmental and academic studies

Emergency Assistance Fund Goal: Provide assistance for clients of Central Texas Conference Restorative Justice Ministries

Newgate Award Goal: Recognize Central Texas Conference churches/ministries that significantly contribute to RJM

Reentry Seminar/Scholarships Goal: Support individuals seeking to improve quality of life through technical, medical or professional training.

Penny Yaites, Chair – gimlmak@sbcglobal.net

DISABILITY CONCERNS

The Disability Concerns Committee (DCC) can assist the local church, Wesley Foundation Center and other related United Methodist Church entities with the following disability concerns: **health impairment, physically disabled, deaf/hard of hearing, blind/visually impaired, mentally/emotionally impaired, developmentally delayed and attitudinally impaired.** DCC, whose membership is from each of the Conference's Districts, has the responsibility to motivate the local churches to be in ministry to and with persons and their families who are effected and affected by disabling conditions.

Additionally, at 2010's CTC UMC Annual Conference, DCC presented three Accessibility Project Grant Awards and one DEAL Grant. The Accessibility Project Grant provides seed money to eliminate barriers that make access to the life of the church difficult. FUMC, Meridian, Morningside UMC, Fort Worth and Baylor University's Wesley Foundation received a 2010 Grant. The 2010 DEAL Grant provides one grant for college financial assistance to a student who has a handicapping condition and a second grant to a student who has a declared major in assisting individuals with handicapping conditions. Renee Fraze, Wortham UMC, was the 2010 DEAL recipient for graduate study for a master's degree in interpreter pedagogy.

DCC members can make a site visit to any local church to assist its members in designing a long term plan for access. Contact information is on the CTC UMC website under Disability Concerns.

Joan Gaspard, Chair – tenniep@yahoo.com

DISASTER RESPONSE

The Disaster Response for our conference had a very busy 2010. After the earthquake in Haiti the conference responded with over 23,000 Health Kits to Haiti and donations totaling over $160,000. In the fall of 2010 three members from our conference joined a team from the South Texas Conference to go to Haiti to help with deconstruction and construction in Haiti. All teams going to Haiti must have a person trained in UMVIM and they must have been to Haiti in order to lead a team. All three team members are now making plans for going to Haiti and leading teams from our conference. Two teams from our conference will be going in October of this year.

Also, in cooperation with UMVIM, we sent a full team to UMCOR's Sager Brown Depot in Baldwin, LA to prepare the health kits for shipping to Haiti.

In the fall of 2010 Hurricane Hermione hit the Texas coast and did extensive damage to 600 homes due to flooding in Williamson County of our conference. The churches in the Temple District have been working on repairs and rebuilds. The Bishop requested emergency aid from UMCOR to help with this rebuild, and the conference has contributed disaster response money donated for this cause also.

Several of our churches have made requests for training for being on Emergency Response Teams, as well as how to prepare their own churches and communities to be prepared for disasters.

Administrative Expenses
Ministry Focus: Strengthen the conference and districts for disaster response
Training
Ministry Focus: Leadership development and proper training
Disaster Response Assistance
Ministry Focus: To train, empower and equip local church members and pastors to help in the time of a disaster, i.e. fires, floods, tornadoes, hurricanes, etc.

Laraine Waughtal, Chair – revlaraine@yahoo.com

EDUCATION AND THE ADVANCE

The Advance is the official designated giving arm of the General Board of Global Ministries of the United Methodist Church, for voluntary second-mile giving, personally and/or through your local church. *One hundred percent (100%) of **all** Advance special giving goes to the chosen mission project or ministry.* GBGM and UMCOR are working in the 21st century, taking contributions online, by phone and/or credit card, giving you income tax credit and credit for your church also.

Contact them for more details at 1-800-554-8583 or look them up online at http://new.gbgm-umc.org . Please prayerfully consider helping. In David Malloy's (Annual Conference Liaison for The Advance) report, the Central Texas Conference had the highest number of participating churches in the jurisdiction (88%) that contributed to the Advance, with total giving of $973,477.

Below are 2010 specific projects supported by Central Texas Conference offerings. Thank you for your generosity and what you continue to do in Christ's name. As money becomes tighter, we must find more ways to help others less fortunate than ourselves, through prayers, gifts (monetary via wills and extra-mile giving) and our service, laboring in mission projects at home and abroad. Thank You!

ASKINGS AND FAIR SHARE GOALS		Asking	Paid
212	LAURA EDWARDS COMMUNITY CTR	13,000.00	12,101.59
216	CENTRAL TEXAS SENIOR MINISTRY	9,000.00	5,412.78
418	ALDERSGATE ENRICHMENT (06-10)	50,000.00	40,283.43
470	TARRANT AREA COMMUNITY OF CHUR	0.00	983.00
473	JUSTICE FOR OUR NEIGHBORS	37,999.00	38,940.20
526	NUEVA VIDA ALDERSGATE	11,375.00	5,184.31
758	GLOBAL AIDS FUND (2007-8)	81,896.00	41,751.18
911	UNITED CENTERS	50,000.00	23,815.88
913	METRO BD OF MISSIONS	120,850.00	80,141.75

ADVANCE SPECIALS & OTHER GIFTS		
150	CONNECTIONAL PAYOUT	3,020.92
203	YOUTH SERVICE FUND	108.00
400	GLOBAL REFUGEE RESPONSE	166.67
401	UNITED METH STUDENT DAY	12,423.21
402	HOMES FOR RETIRED MIN.	3,203.05
403	CHRISTIAN EDUCATION DAY	2,702.09
404	MISSION HOME OF TEXAS	10,051.87
406	WORLD COMMUNION	5,002.90
407	GOLDEN CROSS FUND	3,786.32
408	METHODIST CHILDREN'S HOME WACO	27,162.20
410	WESLEYAN HOMES DIRECT	2,618.97
411	ONE GREAT HOUR OF SHARING	13,168.81
412	WESLEYAN HOMES	8,669.74
413	GLEN LAKE CAMP	2,096.50
414	RURAL LIFE SUNDAY	611.00
419	NATIVE AMERICAN AWARENESS	5,410.70
420	CENT CONF PENSION INITIATIVE	18,550.00
425	HUMAN RELATIONS DAY	4,445.17
435	PEACE WITH JUSTICE	3,198.17
451	AFRICAN CLEAN WATER	6,000.00

471	ANNUAL CONF-IMAGINE NO MALARIA	110,300.41
492	USA-FEED MY CHILDREN	59.80
495	DISASTER RELIEF/CONFERENCE	245.00
499	UNDESIGNATED/OTHER BENEVOLENCE	25.00
500	UMCOR UNDESIGNATED	26,694.29
503	RESURRECTION UMC	18,500.00
511	UMCOR HURRICANES2008	25.00
512	JEANNE NTAMBO	2,500.00
514	CHERIE R. WHITE	4,500.00
516	HYUNG RAN SONG	2,500.00
517	UMCOR DOMESTIC DISASTER: USA	810.00
518	UMCOR INTL DISASTER	1,856.52
520	HURRICANE KATRINA (2005)	45.00
523	SPRING FLOODS/STORMS 2008	25.00
539	SUDAN EMERGENCY RELIEF	461.00
543	MAUA METHODIST HOSPITAL, KENYA	1,325.00
545	HONDURAS PARTNERS	2,962.00
551	CHRISTIAN ED AND SUPPLIES	500.00
558	AIDS ORPHAN MINISTRY, MAUA	5,218.45
559	CENTENNIAL CELEBRATION	3,670.00
595	WORLD HUNGER/POVERTY	660.76
600	CHINA EARTHQUAKE: AMITY FOUND	150.00
605	ABBOTT MARK - MADRID SPAIN	1,000.00
607	KENYA HOSPITAL	1,050.00
609	HOSPITAL REVITALIZATION-GLOBAL	225.00
613	SPAUR, AMY	1,515.00
614	CLEAN WATER AND SANITATION	350.00
616	HERITAGE SUNDAY	65.00
618	CHILE: TEMUCO MED CLINIC	665.00
623	CHILDREN'S FEEDING PROGRAM	360.00
628	SIGHT SAVING OPERATIONS	500.00
631	SPRING STORMS 2010	15.00
637	CHILE EMERGENCY	4,578.34
642	GHANA WATER PROJECTS	5,000.00
647	NICARAGUA-HEALTH & DEV	59.81
654	GEORGIA FLOOD RESPONSE	36.52
664	Forbes, Belinda - Nicaragua #Z	500.00
670	BRAZIL GLOBAL MISSION PARTNERS	1,000.00
676	WINGS OF MORNING #141772	2,550.00
677	WINGS OF CARING: ZAIRE CENTRAL	341.00
685	ENCOUNTER WITH CHRIST	142.00
686	HAITI EMERGENCY	289,295.79
687	MANYEZA, TENDAI PAUL- ZIMBABWE	500.00

688	BAGUIO MISSIONs -PHILIPPINES	50.00
689	BREAKFAST OF LOVE-MIRAMAR CHUR	50.00
692	PIM: AKASA,UMEMBUDI JACQUES	500.00
697	CRIME VICTIMS COUNCIL	1,000.00
700	HENDERSON TERRY/MURIEL: MEXICO	7,231.69
701	GIVE YE THEM TO EAT: MEXICO	361.80
705	SAVUTO, JERRI AND BILL	19,850.00
707	CANAFAX, V(SUZIE): ATLANTA	14,837.00
711	ZIMBABWE MISSION PARTNERS	1,000.00
712	UMCOR GULF OIL SPILL	2,000.00
714	SIERRA LEONE PIM	1,000.00
719	BREAD FOR THE WORLD	33.50
720	LOVELACE WILLIAM - UKRAINE	12,073.00
721	LOVELACE, HELEN - UKRAINE	350.00
726	HENA CHRIS: KAZAKHSTAN	17,768.18
728	PHILLIPPINES EMERGENCY 2006	108.00
732	SOUTH CONGO MISSION PERSON	1,000.00
736	UMCOR HEALTH KITS	840.00
740	GRACE CHILDREN'S HOSP-HAITI	230.00
747	NTAMBO GASTON NKULU - (DRC)	6,295.00
750	HAITI-HOTLUNCH PROGRAM	216.00
751	BETHLEHEM BIBLE COLLEGE	270.00
756	MOTHER & CHILD HEALTHCARE	1,275.38
757	MAUA HOSPITAL SERVICE FUND	13,619.05
765	FLOOD BUCKET/MATERIALS-UMCOR	1,747.33
769	LATVIA-PASTOR'S SALARY FUND	1,000.00
776	TENNESSEE FLOODS	2,200.00
779	DEMOCRATIC REPUBLIC OF CONGO	230.00
784	PAKISTAN DISASTER	1,593.00
789	NOTHING BUT NETS	4,958.86
823	AIDS AWARENESS/CARE ORPHANS	80.00
828	PETERSON N-MCCURDY SCHOOL: NM	200.00
832	RED BIRD SCHOOL TUITION: KY	125.00
833	RED BIRD MISSION	500.00
834	HABITAT FOR HUMANITY-MINISTRY	494.00
844	HISPANIC PLAN	400.00
845	COMMUNITY CENTERS: USA	1,250.00
848	COOKSON HILLS CENTER: OK	500.00
916	CHURCH GROWTH AND DEV	590.00
923	OFFER THEM CHRIST CAPITAL FUND	299.42
940	OPEN ARMS UMC	1,500.00
968	THANKSLIVING	13,166.86
972	ZIMBABWE ORPHAN ENDEAVOR	2,575.00

973	SWAZILAND - DENNIS LITTLE/	31,711.00
979	KENYA AID	200.00
980	CHILD RESCUE CTR SIERRA LEONE	32,124.25
991	WATER FOR LIFE	4,561.12
997	PALESTINE PIM	2,000.00
		1,079,756.54

In preparation for the (CTC) Central Texas Conference realignment /restructure changes to occur after June, 2011, many committees are faced with funding changes/decreases. The Cooperative School of Christian Mission (CSCM) is among them. Over the last few years, CTC funding for CSCM has dropped from $10,000 to just over $3,000 (2011 estimate) per year, so program cutbacks, price increases and creative avenues are planned. The School has been a 'cooperative' effort between the former CTC Board of Global Ministries (1970s) and the current Mission Council/Outreach committee, with the CTC United Methodist Women, since the mid-1970s, with funding aid dating back to 1980, per old Journals. Sadly, the 2011 Cooperative School of Christian Mission marks the end of the covenant between the United Methodist Women and the Outreach Council. The implementation of the Central Texas Conference Exodus Plan begins June 2011. UMW President Cynthia Rives will lead the UMW in making plans for future Schools of Christian Mission. Regardless, there will still be a School of Christian Mission in the CTC.

At the 2011 Cooperative School of Christian Mission, the Rev. Dr. Michael Young will teach one of the Spiritual Growth day and evening classes at Fort Worth First UMC, Weekday school from August 1-4, 2011 and at Glen Lake Camp from August 5-7: "Coming Out on the Side of Grace: Justice, Forgiveness and Reconciliation". Other classes include studies on "Haiti" and "Mission in the Age of Global Christianity." Children and Youth classes are offered at both school locations.

2012 SCM Studies will include Spiritual Growth: "Living Sacramentally and Walking Justly"; Geographic: "Haiti", and Social issue: "Poverty". Men, women, children and Clergy are encouraged to attend and participate. We hope to see you there!

Advance Specials – 2011/2012

Conference:

Metropolitan Board of Missions, Fort Worth
Resource Person: Brenda Wier.....$50,000

United Centers, Fort Worth
Resource Person: Urban Ministries Chair.....$22,000

Central Texas Senior Ministries, Waco
Resource Person: Urban Ministries Chair.....$10,000

Depression Connection Team
Resource Person: Tony Campbell.....$15,000

Aldersgate Enrichment Center, Brownwood
Resource Person: Health and Welfare Chair.....$50,000
Scholarships for training of pastors of rural and small town congregations
Resource Person: Small Membership/Rural Ministries Chair.....$3,000
Laura Edwards Christian Early Learning Center, Waco
Resource Person: Waco District Secretary of Global Ministries....$15,000
Disaster Response Team for Conference Disasters
Resource Person: District Disaster Response Chair $10,000
Ministerial Grant-in-Aid
Resource Person: Board of Ordained Ministry Chair.....$10,000
Polytechnic Hispanic Ministry
Resource Person: Polytechnic UMC Hispanic Minister.....$ 10,000
Diamond Hill UMC Rickard Memorial Day Care Center
Resource Person: Diamond Hill UMC Hispanic Minister.....$10,000
Church Growth & Development Missionary for Hispanic Ministries (CTC #844) #521508-3
Resource Person: Hispanic Minister.....$20,000
Susie Canafax #012108-8CZ
Resource Person: Wilson Canafax.....$20,000
Ministry to Deaf
Resource Person: Rick Springer,.....$10,000
El Buen Samaritano Iglesia Metodista Unida
Resource Person: Buen Samaritano Pastor.....$10,000
Comunidad de Fe Iglesia Metodista Unida, Ballinger
Resource Person: Comunidad de Fe Pastor.....$10,000
Diamond Hill UMC Hispanic Ministries, Fort Worth
Resource Person: Diamond Hill Pastor.....$10,000
John Wesley Bible Seminary Scholarship, Eastern Annual Conference Methodist Church
of Mexico #008406-5RB
Resource Person: Eastern Mexico Covenant Committee Chair...$ 2,400
HOPE Tutoring Center
Resource Person: Linda Pempsell $10,000
Justice for Our Neighbors Immigration Legal Clinic, Polytechnic UMC, Fort Worth
Resource Person: Conference Director of Missions.....$10,000
East District Missionary for Hispanic Ministries
Resource Person: David Martinez.....$20,000
North District Missionary for Hispanic Ministries
Resource Person: Fort Worth District Superintendent.....$20,000
Small Rural/Urban Church Emergency Capital Needs Fund
Resource Person: Cabinet Secretary.....$20,000
VIM Staffing
Resource Person: Conference Coord. of Mission Experience.....$20,000
Arlington Urban Ministries, Arlington
Resource Person: Director of Arlington Urban Ministries.....$50,000

National:

Dallas Fort Worth Refugee Interagency, Salary Support
Resource Person: Director of Missions..... $20,000
Oklahoma Missionary Conference, Salary Support #583634-4
Resource Person: Executive Director of Mission Ministries.....$ 3,000
Rio Grande Conference, Salary Support #531733-1
Resource Person: Hispanic Minister.....$ 20,000
Lydia Patterson Institute, El Paso #531523-0.....$25,000
National Hispanic Ministries Challenge Fund #982629-1
Resource Person: Hispanic Minister.....$15,000
National Plan for Hispanic Ministry Missionary
Resource Person: Hispanic Minister #521508-3.....$20,000
Community Developer for Hispanic Ministry.....$20,000
Resource Person: Hispanic Minister

Global:

Children of Africa #101000-4.....$50,000
UMCOR World Hunger/Poverty #982920-4
Resource Person: Conference UMCOR representative.....$25,000
Africa University Fund #0030188 (World Service Fund)
Resource Person: North District Secretary of Global Ministries....$35,000
Nueva Candelaria – Fourth United Methodist Church, Chile #0108834AN.$20,000
Frances Betts Mission to Needy Children, Brazil #010583-1RA
Resource Person: John Nelson and Gladys Betts (conference retired missionaries).....$ 1,000
Frances Betts Mission to Needy Children Building Brazil #010582-1DN
Resource Person: John Nelson and Gladys Betts (conference retired missionaries).....$18,000
Heifer Project of Mexico #007629-3RA
Resource Person: Robert Hunt retired missionary.....$10,000
Leader Development Center and Methodist Gardens Camp – Brazil #010548-7IN
Resource Person: Derrell and Dorothy Santee.....$10,000
Regional Seminary – Brazil at Campinos #011719-ORA
Rocinha Vehicle Fund, Brazil #011435-60S.....$ 3,000
Methodist Camp and Ecological Center, Brazil #010875-4DN.....$10,000
Home of Hope and Love, Eastern Annual Conference Methodist Church of Mexico #011833-2DN
Resource Person: Eastern Mexico Covenant Committee Chair...$ 20,000
Seminario Evangelico de Teologia, Matanzas, Cuba.....$2,000
Scholarships, including Mortimer Arias Scholarship Fund, Costa Rica #010247-3RB
Resource Person: Roy and Janet May, missionaries.....$6,000
General Support of Program, Costa Rica #009139-1RA
Resource Person: Roy and Janet May , missionaries.....$6,000
Equipment Renewal, Costa Rica #012021-1I0
Resource Person: Roy and Janet May, missionaries.....$24,000

One Million Women Building Our Dream, Costa Rica #012317-8MN
Resource Person: Roy and Janet May (conference supported missionaries).....$60,000
North Katanga New Church Development Project #012930-2RA per church village.....$2,200
Strengthening the Re-established Local Church Work in Latvia #012010-7RA
Resource Person: William C. Martin UMC.....$10,000
Renovation of Church Buildings in Latvia #012009-5AN
Resource Person: William C. Martin UMC.....$10,000

Kitty Bartlett, Chair – catfish_bartlett@netzero.com

GLOBAL MISSION PARTNERS/5 STAR PROGRAM

Please allow this to serve as our preliminary report regarding the Global Mission Partners/5 Star Program Recognition Applications received to date. As the deadline date for the applications is April 15, we expect that more applications will be received, and this information will be updated accordingly.

Thus far, we have received applications from St. John's United Methodist Church in Georgetown, and from St. Luke United Methodist Church in Haltom City, both of which are continuing recipients of the 5 Star Program award.

We have also received applications from the following new prospective recipients: Wortham First United Methodist Church, Wortham; Ridglea United Methodist Church, Ft. Worth; Palmer First United Methodist Church, Palmer; Lake Shore United Methodist Church, Waco; St. John the Apostle UMC, Arlington; and First United Methodist Church, Joshua.

We would like to take this opportunity to show our appreciation for the excellent work done in the past by Jennifer Bellamy, former coordinator of the Global Mission Partners/5 Star Program, and by Rev. Tom Beaty, past program chair.

Steve Buchele – revsteve@stphilipsumc.org

HEALTH AND WELFARE

The Health and Welfare Committee of the Central Texas Conference remains committed to the connection our annual conference has with wonderful institutions and programs that provide for the care and wellbeing of all God's children. To accomplish this important task, we support and encourage the work of our partner organizations who offer vital ministries for the people within and outside of the Central Texas Conference. Methodist Children's Home in Waco, Wesleyan Homes in Georgetown, Texas Health Resources through the work of Harris Methodist Hospitals, Sears Methodist Retirement System, and Methodist Mission Home in San Antonio all work diligently to provide care and services in the name and spirit of Jesus Christ with roots and values from our United Methodist tradition.

In addition, the health and wellness taskforce continues to find ways of caring for clergy and laity from within our churches and to provide resources to encourage healthy living. The Central Texas Conference is proud of its connections with these great organizations. To learn more about these wonderful ministries please join us for lunch on Wednesday during annual conference.

Chris Hayes, Chair – cjhayes@fumccolleyville.org

HEALTH AND WELLNESS TASK FORCE REPORT

Mona Bailey, CTC Chair, Health and Wellness Task Force

The Church defines health as "what is necessary for the individual to be in mission" – engaging our whole selves in relationship with God to carry out a life of purpose and service. John Wesley wrote that we must "preserve thy body in health, in strength and vigour, a fit instrument for the soul..." The General Board of Pension and Health Benefits has challenged us as United Methodists to dig deeper to understand not only what health means to us individually, but also the broader implications of health for the future of the Church. With that goal in mind, the Health and Wellness Task Force sponsored the following projects/workshops during this past year:

SELF-CARE FOR CLERGY.....Two workshops were held in 2010, with 49 clergy (and some spouses) attending. The workshops were in Glen Lake and Belton. These Self-Care classes are designed to provide a break from day-to-day responsibilities and allow clergy to reflect, revive and renew the spirit and potential that effective ministry requires. The trainers are Rev. Bobby Cullen, Rev. Beverly Gilliam, Mona Dunkin, a Lay Health Promoter, and Jackie Elliott, a Faith Community Nurse.

LAY HEALTH PROMOTER CLASSES.....Dr. Mark DeHaven of UNT Health Sciences Center continues as the leader of the Lay Health Promoter classes, and as of 2010, we have established a focus group of 9 churches in the Conference, 2 or 3 LHP's from each, to be the established group for the Conference over the next 3 years. Our congregational Health Assessment surveys have been taken and a study book put together for each of the churches, based on their results, giving suggestions as to how to move forward within the church families to focus on Body, Mind, and Spirit.

FAITHFULLY FIT FOREVER.....Two Faithfully Fit Forever classes were held in 2010 – one in Ft. Worth at Christ UMC and one at Keller UMC – with total attendance being 34 individuals. FFF is a non-profit, cooperative community health program created by MeritCare Hospital Parish Nursing and Cardiac Rehab staff, which attempts to eliminate the barriers that keep people from participating in exercise and health enhancing behaviors. It is faith-based, geared toward men and women over 55 or who have not exercised regularly; and consists of 40 minutes of exercise, 10 minutes of devotional, and 10 minutes of religious education. We currently have at least 6 churches who are offering FFF courses in the Conference.

CENTRAL TEXAS METHODIST FOUNDATION
3215 West 4th Street, Fort Worth, TX 76107
www.ctmf.org

On behalf of the board of directors and the staff of the Foundation, we count it a sacred privilege to serve the persons and churches of our great conference. The generosity of God's people inspires us to make every effort to enable them to achieve their goals for Christ's Church.

Certificates of Participation deposits from individuals and churches continue to be the heart of our church loan program. Each of our investors share in the harvest of growing churches that rely on us for prudent loans for capital improvements. In 2010, our CP investors earned interest of $454,975 as they participated in our church loan program.

By partnering with Heartspring Methodist Foundation (Texas Conference), Texas Methodist Foundation (Austin) and the United Methodist Development Fund (New York), we have made our investors' dollars reach even farther in loans to our conference churches. A great example of our partnering is a $6 million loan commitment to Arborlawn United Methodist Church that is shared with Heartspring Methodist Foundation, the United Methodist Development Fund and the Central Texas Methodist Foundation. We are grateful for the connectional reach of the United Methodist Church.

Respectable results for 2010 from all of our investment categories were credited to our churches, trusts, annuities and endowment accounts: Growth Stock Fund, 9.86%; Fixed Income Fund, 6.69%; and the Diversified Fund, 7.57%. Every effort is made for the majority of our investments to responsibly reflect the social values of the United Methodist Church. Again, investment partnering with other foundations allows us to diversify investments with competent advisers.

From individual charitable gift accounts administered by the foundation, we distributed $373,193 to advance the ministries of our conference. While churches receive the majority of the distributions from charitable accounts, agencies and institutions are often included.

For our annuitants and trust beneficiaries, $879,944 was distributed to them from their gift arrangements that provide income for their lifetimes or a fixed period of time. Of course, after the lifetime of these income beneficiaries, the final beneficiaries are the churches and agencies they have designated.

The Foundation recorded annual net income for 2010 operations at $159,794, which is from investments, income from loans, and because of outstanding work by our staff. An independent audit of the foundation's financial activities is conducted each year and copies of the annual report of audit are available on request.

Larry Van Zile transitioned from staff to consultant for the Central Texas Methodist Foundation, and his focus on annual stewardship programs and capital campaigns with churches continues to make a difference. Annual stewardship growth in the churches where Larry worked in 2010 ranged from 15% to 25% as congregations were gently challenged to give as they have been blessed.

The foundation's leadership is engaged in prayerful dialog with attention to the changes taking place through the Exodus Project of our conference. It is our goal to adapt to the fresh vision and to consider every opportunity to participate in advancing our conference in every way we can.

Grace and Peace,
Patricia Sprayberry-Hall, President

CENTRAL TEXAS METHODIST FOUNDATION STUDY TASK FORCE

SCOPE AND DESCRIPTION OF THE TASK FORCE'S WORK

In response to a Conference resolution, Bishop Mike Lowry appointed a Task Force to study the relationship between the Central Texas Conference and the Central Texas Methodist Foundation to address the following concerns:

To investigate the relationship in regards to the original intentions of the Articles of Incorporation. The key phrase in the Articles of Incorporation describing the relationship in Article IV.C.: "It [The Central Texas Methodist Foundation] is an affiliated organization of the Central Texas Annual Conference of the United Methodist Church." While there is no clear definition of what "an affiliated organization of" means, the founders attempt was to express close relationship and at the same time protect both the CTC and the CTMF from being financially liable for each other. The members of the Board of Directors, according to the most recent bylaws, are nominated by the Central Texas Conference and approved by the Board of Directors.

We also consulted with our Conference Chancellor and were advised that clarification of the meaning would involve not only our articles of incorporation, bylaws and other items from meetings and Conference journals, but also the methods by which the relationship has operated since 1991 (the founding date of the CTMF). We have also looked at other conferences in their relationships with foundations and find the same concern of expressing relationship yet protecting each other financially. The chairperson of the Task Force has met with our Executive Director, Pat-Sprayberry Hall, who graciously shared the history and developments of the Foundation and the development of the Articles of Incorporation and the evolution of the Bylaws over these past 20 years.

The CTMF has expressed its desire to continue in close relationship with the Central Texas Conference, that they believe their ministry to be part of our ministry. The Task Force, due to the membership makeup of the Board of Directors and the explicit endorsement of the CTMF and the TMF (Texas Methodist Foundation) as our primary organizations for investment), contends that the relationship, while maintaining financial boundaries are in a relationship of trust and common ministry.

To explore the responsibilities of the Annual Conference and the responsibilities of the CTMF in maintaining that important relationship with transparency and authenticity according to the past and present bylaws of the Foundation. At the center of this concern is how financial condition is reported to the Annual Conference, to local churches who are in relationship with the CTMF, and to investors. Transparency demands around investments in this day and time are much higher than at the time of the founding of CTMF. Conversations by Task Force members and churches and agencies of the Central Texas Conference have showed a desire for more prompt and open reporting of their invested and loaned monies.

The most recent bylaws of the CTMF in para. 7.05 read as follows, "As a courtesy without requirement of vote by the Annual Conference, the Board of Directors shall cause an information annual report in writing to made to the Central Texas Annual Conference showing the activities, plans, and financial condition of the Foundation." Of concern to the Task Force is that while narrative is given stating that the CTMF is healthy, no reports provide sufficient detail to show where the CTMF's gains and losses are, how loans are being given or repaid or where the CTMF stands in general. United Methodist Conference Foundations are not required to report to their constituencies, but the general rule is that they do so as a courtesy, thereby demonstrating transparency and encouraging confidence and further investment. In order to determine the health of the relationship between the CTC and the CTMF, the Task Force has verbally and in writing requested the financial statements of the CTMF for 2009 and 2010. At the submission of this report, we have not received those statements.

That a report be brought back to next year's session of the Central Texas Annual Conference so we might, as a conference, stay engaged and connected with all aspects of this important ministry. Engagement and connection need to be strengthened. Over time and at times, the CTMF has felt isolated from the CTC and the CTC has felt the CTMF has functioned with insufficient communication and partnership in its direction. One place to begin better engagement is in the nominations process. The language of the bylaws calls for a greater partnership in personnel on the Board of Directors than just asking the CTMF to present its slate of names and be rubber stamped by the Conference Nominations Committee. A second place is to expand the reporting of the activities and condition of the CTMF at Annual Conference and to Conference officials.

RECOMMENDATIONS:

Based on the Central Texas Conference Methodist Foundation's Articles of Incorporation and in keeping with common practice among like institutions throughout the country, the Taskforce respectfully submits the following recommendations to the Central Texas Conference of the United Methodist Church and the Central Texas Conference Methodist Foundation. In making such recommendations, the Taskforce has considered our affiliated relationship, established through the Articles of Incorporation, in addition to the implied endorsement that exists for investors, both individual and institutional, and congregations funding ministries through Foundation loans.

That a Memo of Understanding be created between the Central Texas Conference and the Central Texas Methodist Foundation, detailing the nature of their affiliated relationship.

That the partnership of the Nominations Committee of the Central Texas Conference and the Board of Directors be more actively engaged with the Nominations Committee offering its names along with those recommended.

Term limits should be enforced so that new leadership is developed.

That the following methods of reporting to the Central Texas Conference be endorsed by the Central Texas Conference and adopted by the Board of Directors of the Central Texas Methodist Foundation.

That the approved Audit be sent annually by the Executive Director or Chair of the Board of Directors to the Chairperson of CF&A and the Conference Treasurer.

That the following items be included in writing as a part of the Central Texas Methodist Foundation's annual financial report to the Central Texas Conference, and be made available in a timely fashion to any person upon request:

- A detailed financial statement of assets and liabilities.
- Asset allocations and upper and lower ranges by class.
- A list of the current fund managers and the name of the company monitoring investments. If funds are pooled, the unit price and value of each unit at the time of the report.
- Management fees and expense ratios.
- Current and historical returns on investments, including returns after distributions and fees.
- Asset distribution analysis.
- Report of the past due relationship, and how much of a reserve allocation exists to support loans in default.
- Provide an operating statement reflecting the income and expenses of the foundation on an annual basis.
- That the Study Committee remain in place for one more year so that it can report to 2012 Annual Conference on efforts to comply with the above recommendations.

Respectfully submitted,

Task Force Members:
Paula Whitbeck, Judy Ivey, Ronnie Sullins, Chris Hayes, David Atkins, Georgia Adamson, Will Cotton, Chairperson

TEXAS HEALTH RESOURCES

612 E. Lamar Blvd., Suite 900, Arlington, TX 76011
Phone: 682-236-7900

The health care debate has prompted active discussion about how the cost of health care affects those with limited resources. Texas, in particular, has been discussing ways to continue to provide services to the poor and disabled while maintaining sufficient margin to achieve our mission and meet the needs of a growing metro area. The delicate balance of providing care to the sick and poor while maintaining a sustainable health care system remains at the heart of the health care reform debate.

As a large enterprise and major employer in North Texas, Texas Health Resources must pay attention to financial metrics. But the core measure of how we are living our mission, vision and values comes down to how many people we have compassionately helped or healed. Our guiding philosophy will always be that of caring for the whole patient—body, mind and spirit.

As part of our mission to improve the health of the people in the communities we serve, we continue to focus on delivering outstanding care and balancing opportunities for wellness and prevention. Texas Health Harris Methodist hospitals continue to expand services to provide prevention opportunities while exploring new ways to better coordinate care.

In 2010, Texas Health expanded access to care across North Texas through several new initiatives.

Texas Health Harris Methodist Outpatient Center Burleson. Texas Health Harris Methodist Outpatient Center Burleson opened a stand-alone, 10-bed emergency department to care for the emergent medical needs of the Burleson, Joshua and Crowley communities. The new emergency department is equipped to handle acute medical emergencies and is located on the campus of Texas Health Burleson. The emergency department is open 24 hours a day, seven days a week and is staffed by the same physician group that delivers emergency care at Texas Health Harris Methodist Hospitals in Fort Worth, Southwest Fort Worth and Cleburne.

Texas Health Harris Methodist Hospital Alliance. Texas Health Resources has named Winjie Tang Miao, current president of Texas Health Harris Methodist Hospital Azle, as president of the new Texas Health Harris Methodist Hospital Alliance. Texas Health Alliance, located at the intersection of Interstate 35W and

Golden Triangle Boulevard, will be Texas Health's newest full-service hospital. The project, which includes a 24-hour emergency room, outpatient services, advanced imaging and surgical services, physician offices and acute-care inpatient beds, is scheduled to be completed in 2012.

Expansion of Texas Health Physicians Group. Texas Health Resources acquired MedicalEdge Healthcare Group, one of the largest independent physician practice groups in North Texas. The combination of the two organizations positions Texas Health closer to where patients live and work and enhances the ability to serve patients throughout the continuum of their changing medical needs and requirements. The acquisition added more than more than 280 physicians and 140 physician extenders to Texas Health Physicians Group. MedicalEdge brings several ancillary services to Texas Health, including sleep lab services, infusion services, diagnostic imaging and chiropractic services.

Texas Health also continues our community outreach with programs promoting prevention, wellness and community service.

Faith Community Nursing. Texas Health Harris Methodist Hospital Fort Worth pioneered the concept of faith community nursing within the Texas Health hospitals. This program integrates the practices of faith and nursing to improve the health of the communities we serve. Texas Health hospital chaplains and program nurse coordinators enter into a covenant relationship with a faith community's leader and a nurse within the congregation. Our hospitals have covenants with more than 60 faith communities to provide education on health services, wellness and disease prevention.

Disease Management and Education. From no-cost screening mammograms to diabetes education classes, each of our Texas Health Harris Methodist hospitals reach out to their communities through free or low-cost screenings to help catch health problems early. Additionally, classes to help manage diseases such as diabetes, heart health and other chronic diseases are available.

Community Service. Texas Health Resources employees are actively engaged in the community and provided more than 4,613 hours of community service in 2010. Texas Health provides our employees Community Time Off. This is paid time that gives employees an opportunity to serve the community through volunteer services without having to take time away from their vacation hours. Employees have volunteered at shelters, schools, food pantries, and more. In some areas, entire departments have spent the day serving the community together, which improves teamwork.

Texas Health Gives. The 2010 fall giving campaign broadened our horizons. While employees were still able to designate their favorite United Way Agencies, they were also offered a choice of selected non-profit agencies. These agencies included the American Cancer Society, American Heart Association, March of Dimes and Susan G. Komen for the Cure and were ranked by employees through

an annual survey of non-profits that align with Texas Health's key service lines and geographic area. More than $1.08 million was donated by 3,882 employees to this year's campaign beneficiaries.

Texas Health Resources continues our commitment to integrating faith in our day-to-day work. As a faith-based health system, Texas Health provides our communities opportunities for spiritual guidance during difficult times.

Faith Community Leadership Summit. In its fifth year, the Faith Community Leadership Summit continues to offer faith leaders an opportunity to network and learn more about the role faith communities have in improving the health of people they serve. The theme of the most recent summit was "The Importance of Storytelling." More than 350 faith leaders, the largest number of attendees in five years, learned more about self care, sharing messages, and wellness.

Chaplains. Every Texas Health hospital has a chaplain available to serve patients in both joyous and difficult times. Chaplains do more than offer prayer. They offer companionship, counseling and silence in the midst of chaos to patients, family and staff.

Faith and Spirituality Integration Council. The Faith and Spirituality Integration Council comprises hospital presidents, system executives, physicians and nurse leaders representing all parts of Texas Health. Its charge is to strengthen Texas Health's faith-based vision and culture by helping leaders integrate faith and spirituality in all aspects of the organization.

The Council helps develop resources and implement programs to equip every person in Texas Health to understand and appreciate the role of faith and spirituality in health.

This is just a summary of how the people of Texas Health are serving their neighbors throughout North Texas. We believe strongly in helping our communities. This includes providing charity care and community benefits. In 2009 Texas Health Resources hospitals provided approximately $275,000 a day in charity care. Including the cost of unreimbursed government-sponsored indigent care, the total increases to more than $441,000 per day. With the unreimbursed cost of treating Medicare patients, the figure rises to more than $1.5 million per day.

Texas Health hospitals are committed to our mission of improving the health of people in the communities we serve. We look forward to additional opportunities to help us fulfill that mission.
We ask for your prayers as we strive to live the humanity in health care, following the eternal example of the Great Physician.

Douglas D. Hawthorne, FACHE
President & CEO, Texas Health Resources

METHODIST CHILDREN'S HOME

1111 Herring Avenue, Waco, Texas
Phone: 254/753-0181 Admissions: 800/964-9226, Fax: 254/755-7609
www.methodistchildrenshome.org

Methodist Children's Home continues to press on toward our mission of offering hope to children, youth and families through a nurturing, Christian community. I am honored to have been selected as the tenth President of MCH in June 2010. When I accepted this position, I knew MCH has always had the potential to do great things for children and families. I assured our Board of Directors and United Methodist congregations throughout Texas and New Mexico that we would diligently work to find the highest and best use of the resources entrusted to us. In this process, MCH will continue to discover new and more effective ways to partner with local churches to reach hurting children, youth and their families. In order to do so, MCH must continually challenge ourselves and rely on the generosity of our friends in the Central Texas Annual Conference.

Our first step in this process was to participate in several accreditation reviews. I decided this would be an effective way to thoroughly examine our operations and services, and identify our strengths and new opportunities. I am confident Methodist Children's Home is meeting the highest best-practice standards as determined by the Council on Accreditation (COA) and Coalition for Residential Education (CORE). I am pleased with the hard work of our staff and volunteers who took on these duties in addition to their daily responsibilities serving our children.

At the same time, I worked with the MCH Board of Directors to commission a new strategic plan. The strategic priorities and goals of this five-year plan will enable our ministry to increase its impact on children and families across Texas and New Mexico. One of our goals is to develop new opportunities for MCH to work with churches to help meet needs in their communities and congregations. We received valuable input during our strategic planning process from our Commissioners, a group of clergy and laypersons who serve as advocates for Methodist Children's Home in their local churches.

As we focused on our recent growth and where we believe God is leading our ministry, I was made aware of troubling information about potential theft at MCH. I immediately contacted members of our Board of Directors, and we initiated an internal investigation and independent audit. I trust our actions will set a good example of integrity for our children, one of the more important qualities we help youth develop in their lives. I also hope our actions always honor the trust of benefactors like those we have in the Central Texas Annual Conference. I assure our many friends that my colleagues and I are working hard to make sure that if theft is confirmed, it will never happen again (particularly in this manner), no matter how complex the deception may turn out to be. I am convinced Methodist Children's Home will become a stronger organization as we learn from this unfortunate situation.

While many people want to focus on the investigation, the real story at Methodist Children's Home centers around the lives that are being changed. Supporters, like those we have in the Central Texas Annual Conference, help MCH do great things. Guided by our core values of Christian Principles, Relationships, Responsibility, Growth, Service and Hope, MCH provided services for nearly 1,600 children during the year. In addition to our work through residential campuses in Waco and Waxahachie, we also increased the services offered through our Waco Outreach Office that serves the Central Texas Annual Conference.

The future will provide the Home with as many, if not more, opportunities to positively impact the lives of children, youth and families. The Home's staff remains passionate about our work with young people, as we seek to prepare and empower them to one day be productive members of society and this faith community.

Our achievements in the past, and those yet to come, are directly related to the men and women who give their time, talents and resources to bless our children. We are grateful to the following individuals from the Central Texas Annual Conference for their service on the Home's Board of Directors:

Mr. James DuBois, Waco, TX
Dr. Clifton Howard, Arlington, TX
Dr. Johnel Louie, Temple, TX
Bishop J. Michael Lowry, Fort Worth, TX

These individuals, along with the Home's Commissioners and benefactors, enable our ministry to achieve our mission. As a result, MCH is helping transform our communities, one child at a time.

On behalf of Methodist Children's Home, thank you for sharing our story in your churches and communities. If you would like to schedule a speaker, arrange a tour or need resources to designate a Methodist Children's Home offering, contact Trey Oakley, vice president for development, at 1111 Herring Avenue, Waco, Texas 76708 or by phone at (254) 750-1213 or (800) 853-1272. I also encourage you to visit our web site at www.methodistchildrenshome.org to download stories and resources to help educate your congregation on the Home's ministry.

I believe great things are on the way for MCH and the congregations of the Central Texas Annual Conference. Thank you for your continued trust and support of our ministry. May God bless you and Methodist Children's Home.

Tim Brown, President

METHODIST MISSION HOME
San Antonio, Texas

Jennifer Sample, Executive Director **Louise Taylor, Chair, Board of Trustees**

For Information Only

We thank you, the Central Texas Annual Conference, for your partnership in this ministry we call Methodist Mission Home. "Partnership" truly means serving our neighbors together as we are changing lives and reshaping futures for Jesus Christ. Working as a resource to your churches and congregations, MMH brings hope and joy to the children, youth and families we serve...transforming our world to the glory of God.

One by one, thousands have been welcomed faithfully by Methodist Mission Home. For 116 years we have sheltered and empowered God's children, from the vulnerable and confused pregnant teen who wants a loving home for her unborn child, to the youth with disabilities seeking to learn how to make their own home in the world. With your help, our work has given God's Children a Faith, a Family, a Future.

Quick Facts

Founded: 1895, San Antonio
Campus Headquarters: 6487 Whitby, San Antonio, TX 78240
Website: www.mmhome.org

2010 FY Budget: $2.9 million

MMH Ministry

Today, the mission of Methodist Mission Home is to offer hope to individuals facing spiritually, emotionally and physically challenging circumstances, so they may lead enriched, rewarding and satisfying lives. Through professional guidance and compassionate support, teens and young women facing unplanned pregnancy and families considering adoption make mutually beneficial decisions. Through transitional education including life skills and vocational training, young adults with disabilities and those who are deaf develop confidence and competence to reach their personal level of independent living. MMH fulfills this mission through the following programs:

Adoption Services has placed 5,763 children into loving homes through domestic, older child, and international adoptions. We provide counseling for birth parents and adoptive families throughout the adoption process. Our maternity services include campus housing for pregnant teens and young women considering adoption. Post-adoption counseling is available for birth parents, adoptive families, and adoptive children. MMH provides adoption education to teach teens and the professionals who work with at-risk youth about the alternatives to parenting – adoption

The Southwest Center for Higher Independence (SCHI) For many teens, graduation from high school means moving on to college. For students with multiple disabilities, college is not always the next step. For these young adults, ages 18 and older, SCHI is the next step. Established in 1974, SCHI was founded as a transitional education center for people who were deaf and hard of hearing. Today, our services have expanded to accommodate more diverse disabilities, including high functioning MR, autism, Asbergers, cerebral palsy, and learning disorders. SCHI has assisted hundreds of young adults with disabilities in learning the vocational and life skills to achieve their personal best.

The Genesis Cooperative is a self-supporting collaboration of five nonprofit agencies on the MMH campus serving youth and young adults with disabilities, pregnant teens and young women, women recovering from substance abuse and their children, and adults who are deaf/blind.

How We Can Help YOU Serve Your Neighbors?

Adoption counseling for birth parents

Counseling for adoptive families considering domestic, international or older child adoptions

Post Adoption Services – Search/Reunion, Medical Information

Guidance in developing a Walk With Jesus (an Emmaus-like experience for adults with special needs)

Transition planning for families and youth with special needs ages 16 and older

Training on adoption for teens and professionals who work with at-risk youth

How YOU Can Help MMH Serve Our Neighbors

Support our Annual Church Offering in your church by designating one Sunday to help promote our ministry. We provide brochures and envelopes at your request. Methodist Mission Home does not receive apportionments.

Make a gift without writing a check. Remember Methodist Mission Home in your Will or Charitable Estate Plan. Contact Saren Spicer, Development & Planned Gifts Officer, for more information.

Volunteer to become an MMH Ambassador to assist us with outreach in your church and community. Contact Elizabeth Sullivan, Development Coordinator, for more information.

Pray for our ministry that we may continue Giving God's Children a Faith, a Future.

Please accept our sincere appreciation to Bishop Lowry and the members of the Central Texas Annual Conference for your continued generosity toward our ministry.

MMH Trustees from the Central Texas Conference:
Rev. Tom Robbins;

Advisory Board: Dr. Chris Hayes
Honorary Board: Jenks Garrett

WESLEYAN HOMES, INC.

139 Estrella, Georgetown, TX 78628 (512) 863-2528

The Restated Articles of Incorporation of Wesleyan Homes, Inc. appear on pages 147 of the 1993 *Journal* with Amendments on page 153 of the 1997 *Journal,* page 157 of the 1998 *Journal,* page 155 of the 2002 *Journal and page 119 of the 2007 Journal.* The By-Laws of Wesleyan Homes, Inc. appear on pages 173-178 of the 1991 *Journal.* The Relationship Statement between the Central Texas Conference and Wesleyan Homes, Inc. is found on pages 178-179 of the 1986 *Journal.*

The Central Texas Conference created Wesleyan Homes 56 years ago and Wesleyan Homes first opened its doors in 1962. The Wesleyan at Scenic opened in 1978 and was expanded in 1986 and 2000 and now has 220 beds. 2008 marked a milestone when the original Wesleyan Retirement Home was sold and a new 124 apartment independent living retirement facility opened on a 40 acre campus called the Wesleyan at Estrella. In April of 2011, a new 60 apartment assisted living facility opened on the Estrella Campus.

The Central Texas Conference elects Wesleyan's Board and our charitable support for resident care comes from the churches of the Central Texas Conference as well as from individual donors. We give thanks to God for the faithfulness of the Church as it supports Wesleyan Homes through the Mother's Day Offering and through volunteers serving the Wesleyan residents in a myriad of ways.

The Ministry of Wesleyan Homes

In all our facilities and in all the ways we serve, Wesleyan Homes through its chaplains, its community volunteers and its partnership with local churches is a Christian ministry, extending the mercy, healing and love of Christ to those we serve. We work with elders, their families and church and community volunteers to build Christian community. We believe the elders we serve are the faith repository of the Church and our best guides for our daily walk.

Benevolence

In 2010, Wesleyan Homes was home to 561 older adults and gave $1,210,515 in charitable care.

The Wesleyan at Scenic

The Wesleyan at Scenic is the largest Skilled Nursing Facility in the Greater Austin area. It has a 220 person capacity and serves a varied population including those needing short term rehab, skilled nursing following a hospitalization, memory and Alzheimer's care as well as long term care.

The Wesleyan at Estrella,

Our new independent living campus off Williams Drive in Georgetown opened in January, 2008. All 124 apartments were soon occupied. As we begin 2011 we still have a waiting list of over 200 persons, as The Wesleyan at Estrella sets the pace for senior adult communities in Central Texas.

A 60 apartment assisted Living facility on the new Wesleyan at Estrella's 40 acre campus adds to the continuum of care. It offers personal assistance to those who can still live with supportive services in a residential setting. 20 of its apartments are on a specially designed memory support wing.

Wesleyan Hospice

In 2008, Wesleyan Hospice expanded to begin serving home-based hospice clients as well as residents in our skilled nursing facility in Georgetown, The Wesleyan at Scenic. This aspect of our ministry, dealing specifically with those nearing death, adds greatly to our ministry's commitment to provide compassionate care.

The Vision of Wesleyan Homes

A faith-based ministry providing comfort and care for residents and their families in a place called home.

The Mission of Wesleyan Homes

Wesleyan Homes strives to be the premier provider of supportive care and services in Central Texas, open to all senior adults.

We Value

- Faith
- Compassion
- Wellness
- Affordability
- Excellence
- Professionalism
- Choice

We value older adults as spiritual resources and as independent individuals with dignity and worth, functioning within an interdependent community.

Wesleyan Homes is a Ministry of the United Methodist Churches in Central Texas.

We are very grateful that the Central Texas Conference has created and nurtured the ministry of Wesleyan Homes.

Chris Spence, President

MENTAL HEALTH CONCERNS

The Mental Health Concerns Committee provides training in mental health education for laity and clergy at the local, district, and conference levels. During 2010 the following training and resources were provided:

Depression: Understanding Help and Hope--Rev. Tony Campbell, Depression Connection Team; presentations in nine local churches (Smithfield, FUMC Waxahachie, Aledo, Davis Memorial, Saginaw, Springtown, Aldersgate, Godley, Campus Drive)

Suicide Survivors: The Healing Journey After Loss—an eight-week program facilitated by a trained professional and a survivor, followed by additional monthly support meetings; open to the CTC

Train-the-Trainer Self Care Covenant Workshops—Rev. Beverly Gillam, Rev. Bobby Cullen, Mona Dunkin

Mental health information and referral consultation for 75 individuals, provided by Rev. Tony Campbell, Depression Connection Team

The Mental Health Concerns Committee continues to be available for consultation and for funding for district and local church education regarding mental health issues. Training is provided without charge to the local church for Stephen Ministry volunteers or any interested local church group.

Bliss Dodd, Chair – bdodd829@gmail.com

HUNGER TASK FORCE

The Hunger Task Force continued to support the establishment and expansion of food ministries within churches of the Central Texas Conference through the hunger grant program. Donations to the previous year's Thanksliving Offering fund grants for the following year. We were thrilled with the generosity of congregations upon receiving over $17,000 in 2010 from churches within the Central Texas to fight hunger. Ninety percent of the offering remained within the conference to fund church hunger ministries distributed through grants with the remaining ten percent going to the Haitian Creole Pig Project.. The Haitian Creole Pig Project supplies poor farmers with a pair of piglets, male and female, as a source of increased revenue and food. Grant applications are on the conference website and remain available at http://ctcumc.org/pages/detail/902.

The Task Force also developed a two-week curriculum for Sunday school and small group study called *Hunger: The Enemy at the Table: A Bible Study on Hunger*. The study is designed to be offered two weeks preceding the Thanksliving Offering but is appropriate for year-round. The curriculum focus is information on hunger in Texas, America and the global community and explores our response to it as Christians choosing each day to walk in the way of Christ. Teacher instructions are provided as are a number of handouts to be distributed

during class and option devotionals during the week. While the course requires no advance preparation for class, the devotional materials will deepen the experience of the study. The study was placed on the conference website and remains available for download.

Lana Bradley, Chair – revlana@hotmail.com

REFUGEE AND IMMIGRATION MINISTRIES

The Refugee & Immigration Ministries Task Force serves as liaison between the conference and local churches in an effort to maintain Christ's ministry of hope and of justice as educators and advocates for the sojourner in our midst. There are several opportunities for sharing God's love in the Refugee Immigration Ministries.

One is the support and advocacy for refugees as they come to our area to begin a new life that is free from the dangers and the oppression experienced in their previous homes. This support takes many forms, including gifts of time, resources, presence and prayers. There are different levels of commitment needed by local congregations, ranging from partial preliminary support by providing gently used household items to full co-sponsorship with Refugee Services of Texas for a minimum of six months as the family adjusts to life in our conference.

Another focus is Justice for Our Neighbors (JFON) which is a program that provides high-quality immigration legal services to low-income immigrants. JFON also fosters greater cross-cultural community building and raises awareness about U.S. immigration policies through education for mission and advocacy. The conference local JFON office is located at Polytechnic United Methodist Church in Fort Worth. Volunteers are always eagerly welcomed to help answer phones, do general office tasks, complete paperwork, and simply be the smiling face and welcoming arms of Christ. Volunteers need not be bilingual.

A third opportunity to welcome the stranger (Matthew 25) is through the WIN Welcoming Immigrants Network. WIN is a faith-based network of caring people who reach out in love to immigrants in the United States. WIN began as a United Methodist movement, and still claims those roots by use of the United Methodist "Welcoming the Migrant to the United States" resolution as a guiding document. Today, as an interfaith organization, WIN openly embraces persons of many denominations and faiths, and claims the "Interfaith Platform on Humane Immigration Reform" as another guiding document. Anywhere the welcoming spirit lives, WIN belongs. Members of WIN are advocates for the immigrants among us, taking action both socially and politically to bring Christ's love to life for the vulnerable and powerless.

Contacts:

Conference Coordinator: Bill Sargeant – 817/921-3383, 817/861-5454, billsarg@flash.net

District Coordinators:

Brownwood: Cynthia Rives – 254/968-5785, cynrives@yahoo.com
Fort Worth: Kim Isbell – 817/296-3259, kisbell@1scom.net
Mid-Cities:
Temple: Julian Grant – 254/780-4642, julian.grant@post.havard.edu
Waco: Ann Shaffer – 254/756-7184, ann_shaffer@ml.com
Waxahachie:
Weatherford: Traci McGrath – 817/565-8891, lovewins77@gmail.com

Bill Sargeant, Chair – billsarg@flash.net

SMALL MEMBERSHIP/RURAL MINISTRIES

The task force met twice during this church year. The first meeting was held in January with 15 members in attendance. Corliss McBride was elected vice-chair and Elene Ondo was elected secretary. The group met with Bishop Mike Lowry and heard his views on the Conference changes and their impact on small churches. The second meeting was held in mid-April after the deadline for filing this report.

During the course of the year the Task Force provided grants for two pastors to attend the Small Membership Church seminar at Mount Sequoyah and also gave several other grants to help with the ministry of small churches. Grant applications can be found on the CTC website.

Susan Komandosky, Chair – mrsk@austin.rr.com

URBAN MINISTRIES

The Urban Ministries Committee has elected to grant funding to nine different ministries and not for profit organizations that provide a variety of services to urban communities within the Central Texas Conference. The ministries that will be receiving funding in 2011 are as follows:

• Laura Edwards - Provides quality daytime educational childcare services to families on limited incomes with children ages 6 weeks to 12 years old.

• Dolly Scott's Enrichment Program - Offers after-school, holiday and summer programming to enrich the lives of children and their families in the Waco area.

• Central Texas Senior Ministry - Nurtures and affirms older persons empowering them to strive for continued growth and personal development through programs that encourage intergenerational relationships, connections with peer groups, and associations with the community support network.

• Crowley House of Hope - Provides families and individuals within the Crowley Independent School District with emergency assistance in the form of food, clothing and financial aid for utilities, shelter, healthcare and medication.

• H.O.P.E Tutoring - Provides free tutoring to 3rd-8th grade students in the Arlington Independent School District helping countless students be successful in school and later in careers by providing them with educational resources they might not otherwise have received and fostering in them a desire to learn.

• Arlington Urban Ministries - Offers medical transportation, food, shelter and emergency assistance to families and individuals in need within the city of Arlington.

• Crime Victims Council - Assists individuals and families affected by poverty and crime by providing services and networking with other agencies at no cost to the clients.

• Bridges of the Spirit Institute - Provides training opportunities to prepare individuals in the Central Texas Conference to develop dynamic, spirit-led bridge building ministries with the Latino community.

• Black Church Convocation - Focused on rejuvenating African American UM Churches and their leaders so that they can effectively reach out to and serve their communities.

Bryan Bellamy, Chair – bryan@arborlawnumc.org

VOLUNTEERS IN MISSION (UMVIM)

This has been a year of transition for our conference office, and our UMVIM efforts did not go unaffected with the departure of Jennifer Bellamy. Jennifer's work touched the lives of literally thousands around the world as she led our conference in mission outreach through UMVIM. Though I will do the best I can on a volunteer basis to guide our efforts as a conference in UMVIM work, the lack of a conference staff person to guide our efforts will be sorely missed. Thank you, Jennifer, for all you did. We will miss you, and we pray for you God's richest blessings in your future endeavors.

Though there are countless mission avenues through which an individual or church can be involved in missions, the United Methodist Volunteers in Mission continues to be one of the most effective. Paramount is the fact that volunteers who work anywhere in the world are guided by local United Methodist leadership who are sensitive to local needs and culture, and how best a UMVIM team can address the needs at hand.

The phenomenal work of volunteers-in-mission continues unabated in the Central Texas Conference and throughout the United Methodist Church. Volunteers of all ages are finding a great sense of satisfaction in serving Christ by participating in various kinds of mission projects. From medical to construction, churches in our conference have served their brothers and sisters in Christ in many ways. While the political unrest in Mexico has resulted in a drop of UMVIM work there, Haiti continues to be an area where much work is needed. We have had conference

persons go to Haiti, and those who have gone are planning to lead future teams. As I write this report on March 14, 2011, Japan this past weekend experienced an earthquake, which caused major destruction. Later this year UMVIM teams will probably be needed to go to Japan. Whether you wish to serve as a UMVIM locally or in Haiti or somewhere else, please contact me at the e-mail address listed at the conclusion of this report.

Proposed Ministries for 2012:

Travel and Accommodations

Ministry Focus: When available, to provide funds for travel expenses

Work Projects/Supplies

Ministry Focus: Supports each of the Four Areas of Focus by developing leadership in the area of short-term mission teams and individual VIMs; creating new places for new people,

both in the CTC congregations and with the ministries with whom our mission teams serve; engaging in ministry with the poor through collaboration with church leadership in the areas served by teams; and working for global health, as the general church's UMVIM ministry is focused on holistic approach to mission that includes community- based health care. Provide teams and supplies to accomplish a specific ministry.

Leader Training

Ministry Focus: Train UMVIM leaders across the annual conference

Administrative Expenses

Ministry Focus: Provide regular communication and resources to UMVIM leaders and CTC congregations

Local Church Grants

Ministry Focus: Expansion of teams and individual mission opportunities by providing grants to small-membership churches who have never sponsored a UMVIM team or person

Johnny Miller, Chair – johnny@oakparkmethodist.org

DISTRICT SECRETARY OF GLOBAL MINISTRIES

The Central Texas Conference continues to support the global ministries of the United Methodist Church through missionary support. In 2010, 29 churches maintained covenant relationships with missionaries around the world and an additional 33 churches supported missionaries with some lesser amount of financial giving. In total our conference contribution to global ministries through missionary support was $116,354.87. In addition, 10 congregations made contributions totaling $11,962 through the Global Mission Partners Program. For information about missionaries supported by the Central Texas Conference or how to connect your congregation with a missionary of The United Methodist Church, contact Rev. Dawne Phillips at dawne@ctcumc.org.

Dawne Phillips - dawne@ctcumc.org

WITNESS COUNCIL

Rather than joint meetings of the component bodies of the council, we have continued to focus on the individual efforts of these groups to accomplish their intended purposes. Jointly, and separately, we have focused on the Energizing and Equipping Local Churches to make disciples of Jesus Christ for the transformation of the world. As we move into the implementation of The Exodus Project, the Evangelism, Higher Education and Campus Ministry teams stand ready to be melded into the new form that is to be the missions and ministries of the Central Texas Conference. We strongly recommend that The Radical Hospitality Team (Evangelism) be enabled to continue its ongoing emphasis of "Covenant to Invitation." It would be further recommended that Higher Education be shaped around the paragraph 634 of the 2008 Book of Discipline for a unified effort in providing the connectional relationship between the local church and Higher Education and Campus Ministry.

Pat Stroman, Chair – pstroman@aol.com

EVANGELISM TASK FORCE

The Central Texas Conference Evangelism Task Force has experienced God's blessings this year, as we have witnessed the extraordinary power of God's Holy Spirit working in the lives of Laity and Clergy alike. The Task Force has been involved in fifteen evangelism seminars in the local churches. We believe that every United Methodist congregation is unique. We will therefore continue our framework model of evangelism for each congregation as the Holy Spirit guides them. Our Wesleyan heritage calls us to action in God's world. If we do not share the gospel of Jesus Christ to those around us personally, we waste God's time for us on this earth.

Our mission is to "Go out and make disciples!" Matthew 28

Joel Robbins, Chair – revjoelmark@yahoo.com

CAMPUS MINISTRY

Baylor University Wesley Foundation - Rev. Katie Long (baylorwesley@yahoo.com)

With the help of Central UMC, we refurbished the townhouse on the Wesley property, so that two active Wesley students could move in last August, adding a layer of hospitality and energy.

Our students will participate in Baylor's first-ever, campus-wide interdenominational Holy Week service in April, in which the director has had a planning role.

We are making plans for work on a Habitat house and for an end-of-year overnight retreat.

Our Fellowship Lunch program is growing in participation, energy and depth of engagement, owing in part to an improved setting, which includes a mural by one of our students and the addition of round tables.

Hill College United Christian Fellowship - Rev. David Ray (director@ucfhill.org)
We've sustained two independent Bible studies throughout the past year, which has been a wonderful blessing.
We also have received much needed updates to our common student use area courtesy of the Smith Foundation in Hillsboro, such as new furniture, carpeting, desks, and a new television which has allowed us to create a more welcoming and comfortable atmosphere for the students to use and enjoy.

Navarro College United Christian Fellowship - Rev. Alison Humann (humsmrt4@msn.com)
Enlightenment - student lead weekly devotion.
Weekly Sunday afternoon worship & fellowship.
For the international students =The Big Howdy - a real Texas welcome to Navarro. Line Dancing, electric bull riding and Texas bar-b-que dinner. Traditional Thanksgiving Dinner.

Tarleton State Wesley Foundation - Rev. Norman Suggs (tsuwesley@embarqmail.com)
The Listening Post has offered a weekly oasis for pastoral care and essential one-on-one Christian community.
Our Taize service has been spiritually fulfilling, offering a different way to worship and enrich the students' spirit.
Our meals continue to consistently be a successful way to connect our local congregations and pastors with the students.
We currently have over 20 alumni who are working in churches in paid positions, in extension ministries or non-profit positions, with whom we have continued annual contact.

TCU Wesley Foundation - Rev. Megan Davidson (c.megan.davidson@gmail.com)
A group of eight dedicated student leaders who spend five hours per week, on average, pouring time into the Wesley and are being intentionally mentored for Christian leadership.
Launched a new first-year ministry program that has twenty active students.
Forty-five students are involved in the ministry at TCU Wesley.
Branding, website and logo redesign to increase our presence on campus.
Hosting a forthcoming campus-wide event to raise awareness and funds for Imagine No Malaria. Our goal: $5,000.

UTA Wesley Foundation - Rev. Joseph Nader (joseph@utawesley.org)
Transition in student leadership is allowing for more student ownership of the ministry.
Two new Bible studies started by student initiative.
A grant awarded to begin a Missional Academy starting in fall 2011.

Weatherford College Wesley Foundation - Rev. Katie Meek (katie@wesleyfoundationwc.org)
We began a weekly evening worship service, where student come to have deep conversation, learn, and worship. We serve a free meal at this service.
Student Action Leadership Team (SALT) provides leadership opportunities to WC students who wish to help build others' faith. From the students' leadership, we began this spring a weekly spiritual life group and a daily prayer ministry.
We joined other Wesley Foundations at an All-Wesley Retreat in February.
Students have been in mission this year through a Christmas coat give-a-way, ministry at the Pythian Home in Weatherford, and in May a combined college-age mission trip.

Alan McGrath, Chair – alan@brockumc.com

EMORY-CANDLER SCHOOL OF THEOLOGY

Candler School of Theology prepares *real* people to make a *real* difference in the *real* world. Our distinctive commitment to authentic discipleship and relevant ministry enables us to develop uniquely well-rounded leaders who are challenged academically, encouraged spiritually, and immersed in Christian service from the first day they arrive on campus.

As one of the 13 official seminaries of The United Methodist Church, Candler is grounded in the Christian faith and shaped by the Wesleyan tradition of evangelical piety, ecumenical openness, and social concern. As one of seven graduate professional schools of Emory University, Candler provides a rich context for learning and formation supported by the extensive resources of a top-tier research university. As a school located in the major metropolitan area of Atlanta, Georgia, Candler offers students a learning laboratory that reflects the highly diverse communities of our 21st century world. There is no better place for ministry preparation that addresses our major denominational priorities: developing leaders, starting and growing churches, ministry with the poor, and improving global health.

Candler's student body continues to reflect the diversity and breadth of the Christian faithful. Our enrollment stands at 469, with 358 seeking the Master of Divinity, 67 the Master of Theological Studies, 16 the Master of Theology, 14 the Doctor of Theology, and 14 enrolled as Special, Non-Degree students. The total student population is 25% US ethnic minority, 9% international, and 52% women. Forty-six denominations are represented, with 52% of MDiv students being United Methodist. The median age of our entering class of MDiv students is 26, with 57% of total enrollment under thirty.

To ensure that our students are prepared for leadership in an increasingly global context, Candler continues its emphasis on internationalizing the curriculum. This fall, Rev. Dr. Beauty Maenzanise, dean of the theology faculty at Africa University in Zimbabwe, joined us as the 2010-11 McDonald Chair in the Study of Jesus and Culture, and the Rev. Dr. Margot Kaessmann, former head of the 14 million-

member Protestant church in Germany, joined us for a semester as visiting Theologian-in-Residence. This year, Candler has academic exchange partnerships with theology schools across five continents and nine countries, including many related to The United Methodist Church. In addition to our ongoing summer internship program with the Methodist Church in the Bahamas, Candler once again partnered with International Relief and Development, Inc., to send eight student interns as far as Cambodia and as near as Gulfport, Miss., to address a broad range of issues, including democracy and governance, HIV/AIDS, child poverty and mortality, and community development. Travel seminars in 2010-2011 include the Middle East Travel Seminar in May-June and World Methodist Evangelism Institute evangelism seminars to the Philippines, India, and Colombia.

A hallmark of the Candler MDiv experience, the two-year Contextual Education program shapes our students' pastoral identities by interweaving service at ministry sites and churches with academic analysis in the classroom and spiritual reflection in pastor-led small groups. In any given week, Candler deploys more than 250 ConEd students throughout the region to minister to people in congregations, hospitals, and social service agencies. This year, we will expand Candler Advantage, a program designed to pay rising third-year MDiv students for summer internships in congregations so they can concentrate fully on honing their pastoral skills beyond the first two years of ConEd.

Candler's Lifelong Learning events strengthen the church by providing opportunities for clergy and lay leaders to learn more about the practice of ministry. Fall Conference 2010 focused on conflict transformation; the spring event featured poet, author, and funeral director Tom Lynch along with Candler's own Tom Long, addressing "The Good Funeral." The 2011 Fall Conference highlights "The Art of Preaching in the 21st Century," with a chance to learn from some of the most respected names in preaching.

In addition to our Lifelong Learning events, Candler oversees the educational process of more than 900 people each year through the Course of Study regional school and our five extension schools in the Southeast.

Despite today's challenging economic climate, Candler remains committed to making theological education financially possible for our students. Although our operating budget essentially remained flat this year, we increased our total financial aid investment to over $5 million. Eighty-three percent of eligible students received Candler-based financial aid, with the average award covering 76 percent of tuition. In March, we hosted our third annual Leadership Candler event, an all-expenses-paid discernment experience that draws together top prospective MDiv students to explore the richness of life and study at Candler as they are considered for 30 top scholarships. In addition, Candler won a grant from the Carpenter Foundation to offer financial management training to our students. The grant also sponsored the public lecture series, "Simple Enough?" to explore

the relationship between financial and spiritual well-being. Featured speakers were popular United Methodist pastors and authors Adam Hamilton and Paul Escamilla.

Our esteemed faculty continues to distinguish itself at the highest levels. Dr. Luke Johnson won the prestigious Grawemeyer award in religion, Dr. Carol Newsom received a Luce grant from the Association of Theological Schools, and Dr. Jacob Wright received a medal of honor from the Collège de France in Paris. In addition to their achievements in scholarship and teaching, faculty members continually demonstrate their dedication to the church through preaching and teaching engagements and service in parishes both local and across the country and world.

We celebrate the outstanding achievements of two of our United Methodist faculty as they retire this year: Dr. Russ Richey and Dr. Brooks Holifield. Both are highly regarded for their extraordinary work in their areas of expertise—the history of Methodism and American Christianity, respectively—and for their service to our denomination, both at the local and national levels.

Candler draws considerable vitality and inspiration from its relationship with The United Methodist Church. Our ability to fulfill our mission of *educating faithful and creative leaders for the church's ministries in the world* depends upon your support, gifts, and prayers. Thank you for the countless ways you strengthen this essential ministry in the life of our denomination. We invite you to visit us in person in Atlanta or online at www.candler.emory.edu to see firsthand how Candler prepares *real* people to make a *real* difference in the *real* world.

Jan Love, Dean and Professor of Christianity and World Politics

HUSTON-TILLOTSON UNIVERSITY

900 Chicon Street Austin, Texas 78702-2795
Telephone: 512.505.3002 Facsimile: 512.505.3195

MISSION

Huston-Tillotson University helps the Central Texas Annual Conference achieve its mission and vision through our own mission to provide the University's diverse student body with an exemplary education that is grounded in the liberal arts and sciences, balanced with professional development, and directed to public service and leadership.

The University prepares students with the integrity and civility to thrive in a diverse society, fosters spiritual development, preserves and promotes interest in the accomplishments and experiences of the University's historic constituents and evolving populations, and creates and sustains supportive relationships that advance the Huston-Tillotson University community. We achieve our mission through the diversity of our student body, the global perspective of our educational programs, and the defined opportunities for spiritual growth and civic engagement.

UNIVERSITY PROFILE

Enrollment

Huston-Tillotson University reached a twenty-eight year enrollment high with 901 students enrolling in the fall of 2010. Segmentation of our student population by gender reveals an important factor regarding male enrollment. Our overall student population was balanced in terms of gender and consisted of 446 males (50%) and 455 females (50%); this is significant because many universities report decreases in male student enrollment, while our student population remains relatively balanced. The number of first-time, first year freshmen students mirrors the gender breakdown of the larger student population. The first-year, first-time freshmen population consisted of 135 males (50%) and 135 females (50%).

The racial/ethnic composition of our student population is as follows: Hispanic – 19%; White, non-Hispanic – 6%; Multiracial – <1%; Nonresident Alien – 3%; Unreported – 1%; and
Black, non-Hispanic – 72%.

Faculty

In the fall of 2010, the University employed 47 full-time faculty members. The race/ethnic composition of the faculty is as follows: Hispanic – 11%; White, non-Hispanic – 43%; American Indian– 2%; Asian/Pacific Islander – 4%; Black, non-Hispanic – 40%. Thirty-three members of our faculty (70%) have the terminal degree in their teaching field.

PRESIDENTIAL AND INSTITUTIONAL ADVANCEMENT ACTIVITIES

The number of incoming freshmen male students continues to climb. Yet, the six-year graduation rate of for females continues to exceed that of their male counterparts. In response, the HT President's Male Initiative on Learning and Excellence (President's MILE), founded during the fall 2008 semester, provides a means of ensuring student success in college as well as persistence to graduation. The President's MILE seeks to create a unique set of deliberate learning experiences that motivate academic and personal success, emphasizing learning experiences that focus on addressing greater awareness of students' academic talents, strengths, and aspirations. During the fall 2010 semester, the President's MILE program was renamed the President's Male Achievement and Persistence (MAP) program to more succinctly capture the aims of the programs.

HT's President and CEO Larry L. Earvin, Ph.D. was honored with the Core Values Award for Perseverance presented by Atlantic Trust during the spring 2011 semester. The award recognizes Austin citizens who embody the nine core values taught by First Tee. First Tee of greater Austin is a non-profit mentoring program committed to enriching the lives of young people through the game of golf.
HT's Pre-Alumni Council won the UNCF 2011 National Pre-Alumni Barbara Marshall Council of the Year award during the 65th National Alumni Council/53rd National Pre-Alumni Council Leadership Conference in Birmingham, Alabama

during the spring 2011 semester. The National Alumni Council is a sponsored organization of the United Negro College Fund (UNCF). HT's Pre-Alumni Council, with more than 40 student members, fosters school pride and loyalty while managing fund-raising campaigns that promote life-long giving in support of their alma mater.

The Office of Institutional Advancement continues to be active with grant development activity in order to meet campus needs. One of the University's major initiatives, the 8th Annual President's MASKED Scholarship Gala, is scheduled for March 5, 2011.

Additionally, HT celebrated its 135th Year Anniversary during October 2010. A four-day celebration with a focus on health and wellness dominated the HT landscape during the 135th anniversary of Austin's oldest institution of higher education. Activist and author Susan L. Taylor served as the inspirational guest speaker during the Charter Day Convocation on October 22, 2010. In addition to the annual Charter Day Convocation, the celebration included a health and wellness symposium, a site location ceremony for the new HT health and wellness center, Center for Religious Life donor remembrance, programs at First United Methodist Church and Wesley United Methodist Church, and historical exhibits at the Downs-Jones Library and the George Washington Carver Museum and Cultural Center.

ACADEMIC PROGRAM HIGHLIGHTS

College of Arts and Sciences (CAS)

Student Development

The College of Arts and Sciences continues to strengthen the academic preparation of its students through the creation of new outlets for scholarly, creative endeavors. HT's new literary journal, *900 Chicon*, launched last year, publishes high quality literary works of HT students that includes poems, fiction, creative non-fiction, images, and video. The journal is guided by Mike Hart, Assistant Professor of English in the **Department of Humanities and Fine Arts**.

The CAS also continues the academic and leadership preparation of its students through the continued support of established student organizations, which include the Pi Gamma Mu Honor Society, Sociology Association, Psychology Club, and HIV Peer Educators. The organizations continue to receive advisement and support from faculty members in the **Department of Social and Behavioral Sciences**.

In response to a need to enhance students' mathematical skills development, The ACADEMY, which was established to provide intensive and active instruction to students in foundational math courses, continues to achieve its mission. ACADEMY is an acronym for Achievement in College Algebra During thE Matriculation Year, and the goal of The ACADEMY is to equip students with the

conceptual understanding and computational proficiency for success in the foundational mathematics courses, specifically MATH0330- Introduction to Algebra and MATH1314- College Algebra. The ACADEMY is housed in the **Department of Natural Sciences and Mathematics**.

During the spring 2010 semester, the Alternative Teacher Certification Program (ATCP) recognized twenty-seven new teachers at the second annual Certification Celebration held April 22, 2010. The new teachers earned certification in fifteen different fields including elementary education, special education, high school and middle school English, social studies, science, and math, music, physical education, and bilingual education. The ATCP program prepares individuals who have already earned at least a bachelor's degree to become teachers through a rigorous course of study accredited by the State Board of Educator Certification. The ATCP program is housed within the **Department of Educator Preparation.**

Student Research Initiatives

Departments in the College of Arts and Sciences are continuing to focus on activities that aid student learning through inquiry, discovery, and publishing. As an outcome, students presented their research, via poster and platform presentations, during the Fifth Annual Research Day Symposium, which was held on April 22, 2010. The event was sponsored by the College of Arts and Sciences and the School of Business and Technology. Plans for the 3rd edition of the HT Research Journal, which will contain works presented by students at during the Research Day Symposium, are already underway. Additionally, plans are currently on track for the Sixth Annual Research Day Symposium.
Students at HT and U.T. at Austin are continuing the joint Tree of Life project which is research designed to identify species' relationships using DNA technology. Additionally, HT students are continually encouraged to pursue Foreign Service careers in the US Department of State, US AID, Peace Corps and through other agencies.

Community Involvement

The Austin Pre-Freshmen Engineering Program (AusPREP) experienced tremendous success during this past summer when 101 local middle and high school students enrolled in the summer program. The students received instruction in math and science, participated in hands-on scientific exercises in rocketry and robotics, and made field trips to the Johnson Space Center and various scientific sites. The program also included career awareness lectures focusing on career opportunities in science and engineering.

Using grant funds from the United States Department of Education for Math and Science Initiatives, HT continues its Saturday STEM (Science, Technology, Engineering, and Math) Academy. This program currently enrolls Austin area high school students in forensic science and math instruction as well as provides opportunities to engage in discussions about science degree programs at HT and opportunities for joint degrees in engineering.

Faculty Development
HT faculty members continue to be actively involved in faculty development programs. In June 2010, eight faculty members attended the New York University Faculty Development summer workshops, which provided attendees the opportunity to participate in intensive week-long seminars with colleagues from institutions across the county. HT faculty members participated in seminars focused on a wide range of topics, including geopolitics, service learning, civic education, and the philosophy of forgiveness, just to name a few.

Three faculty members participated in the winter 2010 NYU faculty development seminar. Faculty members also continue to make significant strides in grant writing.

Selected Faculty Research
HT History professor, Dr. Alaine Hutson, received a Henry C. McBay Research Fellowship in the amount of $12,000 to support her original research, "Is there an African Diaspora in the Middle East?" This highly competitive fellowship program, managed by the UNCF, was awarded to Dr. Hutson during the summer of 2010. HT History professor, Dr. Janice Sumler-Edmond, continued the book signing and promotion of the her newly released fascinating and intriguing biography entitled "The Secret Trust of Aspasia Cruvellier-Mirault: The Life and Trials of a Free Woman of Color in Antebellum Georgia."

School of Business and Technology (SBT)

Student Development
The School of Business and Technology (SBT) continues to encourage its students to pursue graduate and professional studies in order to experience the myriad benefits of increased educational attainment. Last year, six SBT graduates completed requirements for their Master's degrees. These students join several other SBT graduates who have successfully completed graduate study since 2005.

Students also have the opportunity to participate in the Study Abroad Program. The SBT offers a short-term summer study abroad program in the Dominican Republic. During the summer of 2010, fifteen students participated in the program, earned up to six credit hours, and participated in a host of academic and extra-curricular activities.

Fulbright Scholar
HT was awarded a Fulbright Scholar for the academic year 2010-2011. Dr. K'Aol, from Kenya, will assist the Department of Business Administration with writing grant proposals and teaching two courses during the spring 2011 semester. Dr. K'Aol earned his Ph.D. in Entrepreneurship. In addition to his teaching duties, Dr. K'Aol will serve as a representative of HT at international events and activities in the local community

Engaging Students

HT Computer Science professor, Dr. Hershall J. Shelley, facilitated the Extensible Undergraduate Research in Communications Applications (EURECA) program for interested students to gain exposure to mechanical, electrical, and computer engineering.

Student Services

Religious Life and Campus Ministry

The Office of Religious Life and Campus Ministry continues to actively assist the Student Affairs Unit to meet its mission by continuing to provide an ecumenical ministry that acknowledges the spiritual needs of all students at the University. University Chapel Hour, held each Thursday, continues to include speakers who are clergy members from diverse backgrounds. HT students also participate in a number of spiritual development programming, which includes spiritual retreats, weekly Sister Connection (Women's Bible Study) and weekly Brothers of Fellowship (Men's Bible Study) meetings.

The Office of Religious Life and Campus Ministry continues to enjoy their new facility, which is across the street from the main campus entry. The new and improved location provides increased space for student development and additional meeting space for weekly programmatic initiatives. The welcome reception for the fall 2010 cohort of incoming W.E.B. DuBois Scholars was held in the new center and Reverend Donald Brewington, University Chaplain, served as host for the event.

Additionally, the Office of Religious Life and Campus Ministry hosted the 4th Annual Bishop Ernest T. Dixon Lecture on January 27th, 2011, which also launched HT's Black History Month celebrations. The speaker for the 4th Bishop Ernest T. Dixon Lecturer was Rev. Dr. Rodney T. Smothers from Oxon Hill, Maryland. Rev. Dr. Smothers is currently Pastor of the St. Paul United Methodist Church in Oxon Hill, Maryland and a Path 1 Mentor Coach for New Church Development for the General Board of Discipleship of The United Methodist Church. He has served as Adjunct Professor at The Interdenominational Theological Center in Atlanta, Georgia and as Adjunct Lecturer at Howard University School of Divinity in Washington, D.C.

AVID at HT

HT joins the Texas Higher Education Coordinating Board and Texas Association of Developing Colleges as a pilot institution for the AVID Post-Secondary Initiative. Introduced in 1986 for secondary education California, AVID (Advancement Via Individual Determination) is a pedagogy designed to improve the quality of teaching and learning for "middle" students through the use of active learning strategies and a focus on writing, instruction, collaboration in the classroom, student organization skills, and academic rigor (WICOR). Identified by the institution, "middle" students are generally those who have the basic academic ability to succeed, but who are in need of additional support to

overcome low expectations educational barriers. AVID's WICOR strategies are designed to teach critical thinking, writing and public speaking skills, logic, debate, and organization in an academically rigorous environment. The AVID first-year seminar, open to all incoming freshmen, will launch during the upcoming fall 2011 semester.

Counseling and Consultation Center (CCC)

The Counseling and Consultation Center continues to help the Student Affairs Unit meet its mission by helping students with their personal concerns so that they can meet the daily challenges of student life. Staffed by an experienced psychotherapist, the center is open daily for students in need of assistance. Students are encouraged to make an appointment, but walk-ins are welcome when there is availability. Greater awareness of the benefits of counseling has been promoted through focused programming. Moreover, HT's ability to respond to distressed students has improved via the Behavioral Intervention Plan and Team, led by the Director of the Counseling and Consultation Center.

The Office of Disability Services, housed within the CCC, continues to provide needed supportive services for HT students with disabilities. The center is staffed by an experienced, full-time Disabilities Services Coordinator.

Career and Graduate Development Center (C&GDC)

The Career and Graduate Development Center continues to develop and update services and resources available to HT students, alumni and employers. The C&GDC Fall 2010 Career Expo was held in September of 2010. To assist students with the HT mission of preparing students for success, upwards of 40 employers attended for the fourth year in a row and presented to students information related to who they are, what they do, and why HT students should consider present and future part-time, internship, and full-time employment with these organizations in the future.

The C&GDC Fall 2010 Graduate and Professional School Fair, held October 2010, allowed students to explore information, scholarships, and fellowships related to attending graduate and professional schools upon matriculation from HT. Over twenty-two colleges, universities and professional schools attended.

The C&GDC collaborated with the Office of Disability Services to host a Disability Awareness Fair attended by 17 agencies and organizations with the primary goal of allowing students to learn more about the difficulties facing students living with and attending school with disabilities.

Student Health Services

The HT Health Connection e-health community empowerment program continues to collaborate with other community based organizations to empower our campus and underserved populations in our community with health information from the National Library of Medicine. The program objective is to provide participants with

the basic background knowledge and information about racial disparities in health and health care. Participants are trained to conduct informational sessions that enhance consumer awareness. Consumers are informed about the following through online health access: HIV/AIDS, Heart Disease, Cancer, Mental Health and Diabetes. Informed consumers will benefit by having a better quality of life.

Athletics

Huston-Tillotson University Athletics continues to meet its mission by providing opportunities for competition in intercollegiate athletics while ensuring an atmosphere that emphasizes academic and athletic excellence. We continually strive to ensure that all of our student-athletes are "Champions of Character" and model the values of Respect, Responsibility, Integrity, Sportsmanship, and Servant Leadership. The Athletic Department is committed to the principle that participation in athletics is integral to the total educational process, as well as to the personal growth of each student-athlete. HT is a member of the NAIA (National Association of Intercollegiate Athletics) and the Red River Athletic Conference (RRAC).

The Department of Intercollegiate Athletics is composed of 12 intercollegiate sports (men's and women's indoor and outdoor track, men's cross-country, women's volleyball, softball, baseball, men's and women's basketball, and men's and women's soccer) Intercollegiate Athletics currently serves 253 student-athletes, approximately 28% of the student body. HT student athletes continue to excel both inside and outside of the classroom. During the fall 2010 semester, the cumulative GPA of student athletes was 2.43.

Huston-Tillotson University is proud of its United Methodist heritage and affiliation and continually strives to provide a wholesome and open learning environment that encourages recognition of individual worth and merit. Learn More.

Larry L. Earvin, Ph.D., President and CEO, Email: llearvin@htu.edu

SAINT PAUL SCHOOL OF THEOLOGY

Oklahoma City University **2501 North Blackwelder** **Oklahoma City, OK 73106**
Kansas City Campus **5123 East Truman Road** **Kansas City, Missouri 64127**
www.spst.edu

Saint Paul School of Theology is a seminary of the United Methodist Church that educates leaders to make disciples for Jesus Christ, renew the Church, and transform the world. We are one institution with two campuses, a free-standing seminary campus in Kansas City and a university partnership seminary on the campus of Oklahoma City University.

During the 2010-2011 academic year, 214 students from 26 annual conferences, 24 denominations and 7 countries were enrolled in degree programs at Saint Paul School of Theology in Kansas City. Fifty-four students were enrolled in the Master of Divinity program at Saint Paul at Oklahoma City University. The Course of Study School at Saint Paul served 311 students from 22 annual conferences. Classes took place in Kansas City, Missouri, and for the first time two courses were offered in Springfield, Missouri. Course of Study classes will begin on the

Saint Paul at Oklahoma City University campus in the fall of 2011.

Saint Paul School of Theology at Oklahoma City University will celebrate its first commencement convocation in 2011. The first graduating class of Master of Divinity students will be hooded in a special ceremony in August on the Oklahoma City University campus. Each graduate will have completed 90 hours of study.

Sixteen South Korean students graduated in May from the Korean Doctor of Ministry Track in Wesleyan Spirituality and Congregational Renewal. The international program included teaching by Methodist professors from the United States and South Korea. Class sessions took place in the U.S., England, and South Korea. A second Korean DMin track began in January 2011.

A Doctor of Ministry cohort track focusing on Revitalizing Congregations is slated to begin January 2012. It will focus on biblical preaching, vibrant and meaningful worship, visionary leadership, diverse communities, social justice, and contextual ministry. The DMin track relates directly to the United Methodist Council of Bishops initiatives (the "Four Foci") for the Church.

The Saint Paul youTheology program expanded to include youth from the Lydia Patterson Institute in El Paso, Texas. It will start a new pod in Nebraska in 2011. YouTheology is funded primarily by Lilly Endowment, Inc. for youth to continue to explore their faith and calling through worship, service, study, travel, and a mentoring relationship.

It was the third year for Laity School of Theology. Each Laity School Saturday Session was taught by seminary faculty and presented in an accessible manner. Lay attendees came from diverse ecumenical and educational backgrounds. Topics included worship, Bible, ethics, church history, and theology. Laity School was offered in Missouri and Oklahoma.

The seminary restructured its continuing education lectures to become Community Reads. Students, faculty, staff and outside guests were encouraged to read topical books such as *No Rising Tide* by Joerg Rieger and *Pedagogy of the Bible: An Analysis and a Proposal* by Dr. Dale Martin. Community Reads cultivated early discussion and provoked deeper questioning during author lectures.

Saint Paul at OCU held its second LEAD seminar on the Oklahoma City University campus. The seminar covered topics to improve and strengthen ministerial leadership. The seminars are a collaborative educational project of the Oklahoma Area of the United Methodist Church, Oklahoma City University, and Saint Paul.

The trustees, faculty, staff, and students of Saint Paul thank you for your interest, prayers and support.

Heather Chamberlin, Director of Communications, heatherc@spst.edu

PERKINS SCHOOL OF THEOLOGY

Southern Methodist University, PO Box 750133, Dallas, TX 75275
214/768-2534

A. Major Accomplishments

Perkins School of Theology exists because we are missionally driven "as a community devoted to theological study and to teaching in the service of the church of Jesus Christ ... to prepare women and men for faithful leadership in Christian ministry" (from the *SMU: Perkins School of Theology 2009-2011 Catalog*, p. 9).

A vital recognition of our mission-driven commitment occurred in 2010, when the Association of Theological Schools (ATS) renewed our accreditation for another 10 years.

In a meeting with one of our senior administrative directors during the ATS site visit, the discussion turned to the challenges facing us in the second decade of the twenty-first century. Some of those challenges are well-known: we are a denominationally affiliated school in a post-denominational era; we are a university-based school in an anti-intellectual era; and we are dependent on earnings from endowments and gifts from individuals whose capacity to generate revenue has been significantly impacted by the great recession. During the discussion, one of the ATS visitors made this observation: "You probably do not realize how many theological school administrators across North America would gladly trade places with you now."

One of the things that we learned through the review process, from the first steps in drafting the self-study to the final actions of bidding the visiting team goodbye, was the unbreakable connection between our mission as a school and the professional or academic activities we conduct as a school. Everything derives from that mission: our curriculum, our hiring decisions about faculty and staff, our admission procedures for recruiting and matriculating students, our standards of conduct, our placement goals for those who complete programs of study toward Perkins degrees, our public advertising, our non-degree programming, our budgeting process, and our self-assessments.
In that regard, we are tremendously blessed.

B. Opportunities, Plans and Challenges

1. **Faculty**. The productivity of the Perkins faculty is impressive both in qualitative and quantitative published work. The leadership that members of our faculty provide in academic guilds continues to grow. When we evaluate faculty members' achievements each semester, we view teaching as equal in importance to research. And at the end of their degree programs, when students submit their responses to the graduation survey, they consistently identify the faculty as the first or second most important facet of their experience at Perkins.

We keep these things clearly in mind as we embark upon searches for new colleagues. Searches in worship and in theology began in 2010 to replace our

retiring colleagues, Marjorie Procter-Smith (LeVan Professor of Preaching and Worship) and Charles Wood (Lehman Professor of Christian Doctrine). It will be challenging to meet all of our own expectations for excellence in scholarship and teaching in these two positions.
We have been both committed to a policy of enhancing diversity on the faculty and careful in our processes for making new appointments to the faculty. Here are some data points:

At the rank of associate professor, we have achieved gender equity, for we have exactly the same number of women as men ranked as tenured associate professors;

Among our tenured professors, approximately one-third are identified as ethnic minority or non-white – which means that, in ethnicity, the faculty is leading the diversification of the school even more rapidly than the student body.

2. **Facilities**. The massive attention that we have given to improving our facilities during the past several years was actually necessitated by our own mission. By attending to these extensive improvements in the buildings where we work, we have strengthened our means for engaging in theological study and teaching to prepare women and men for faithful leadership in Christian ministry. These improvements also include making Perkins' facilities fully accessible and LEED certified. (LEED certification is the recognized standard for measuring building sustainability in terms of environmental responsibility.)

During the planning process for the construction of Prothro Hall and the renovation of both Kirby and Selecman Halls, we made a commitment to the University that by the end of fiscal year 2010 (May 31, 2010) we would have sufficient cash and pledges to cover the total. I was very pleased to report to the President and the Provost of the University that we reached that goal. However, while we have celebrated the completion of construction and fund raising, the critical task of collecting the dollars pledged still remains for the coming years.

3. **Formative Scholarship**. At the University commencement in the spring of 2010, approximately one-third of all the doctoral degrees awarded at SMU went to men and women from the Graduate Program in Religious Studies. The GPRS, a cooperative program of Perkins School of Theology and SMU's Dedman College of Humanities and Sciences, has long been the highest rated Ph.D. program on the SMU campus. The GPRS also marked its fortieth anniversary since the first Ph.D. was awarded through the GPRS in 1970.

One of our strategic plan goals is to secure the future of the program by finding permanent endowments to support adequate student stipends. We have succeeded in getting multi-year gifts from individuals who are committed to the program and some additional annual support from the Provost as well as from the Associate Vice President for Research and Dean of Graduate Studies. These

contributions, together with some funds from a Luce Foundation grant to the Latino Center and from the Ministerial Education Fund of The United Methodist Church, have made our stipends reasonably competitive for first-rate doctoral students. But the only way to ensure the excellence of the program is to have permanently endowed support.

Two other events of note in the GPRS this year involve structural relationships and student admissions.

Perkins now occupies a seat at the table as a charter member of the Hispanic Theological Initiative Consortium. Among the other institutions represented are Emory, Fuller, Princeton Theological Seminary, and about seven more.

The GPRS welcomed Julian Gonzalez, its first doctoral candidate funded through the Luce grant to the Center for the Study of Latino/a Christianity and Religions.

All Perkins students continue to benefit from the exceptional faculty and staff of Bridwell Library and its substantial resources.

4. **Finances**. Beginning in 2010 and continuing through 2012, each unit of SMU has had to develop a budget plan that takes necessary reductions. For us at Perkins, the first of those three years we managed to take a cut of about 2.2% without noticeably affecting any of our operations. No staff position had to be eliminated. No employees were terminated. No research or travel funds were reduced.

But next year, we expect to have to take another cut of similar size. And again, preparing for the year after that, we expect to have to add a similar cut. By the time we finish absorbing the impact of the great recession, we will have had to make reductions totaling about 6.7%.

5. **Enrollment**. Data compiled recently by the Association of Theological Schools show the total enrollment in all ATS schools for the M. Div. degree, which is designed for persons who feel called to the professional ministry of the church, has declined by about five percent. Nevertheless, in the fall of 2010, we recruited an entering master's class that is 27% larger than the one in 2009. Additionally, counting the students who are enrolled in our Singapore D.Min. cohort, we have 15 new D.Min. students this year. For the sake of our mission, we will need the commitment of our friends and partners to the ongoing task of continuing to recruit outstanding cohorts of students.

C. Conclusion

The state of our school is strong. But so are the challenges facing us.
I recently spent one evening a week leading a home Bible study with a group of folks, more than half of whom I did not know until the Bible study began. We read the book of Esther together. One memorable evening we dealt with the verse

where Mordecai tries to persuade Esther that her silence will not provide her with safety. Then he pleads with her through a rhetorical question and comment: "Who knows? Perhaps you have been put in this position for just such a time as this."

Perhaps the state of our school is strong for just such a time as this.

Grace and Peace,

William B. Lawrence, Dean and Professor of American Church History

SOUTHERN METHODIST UNIVERSITY

PO Box 750471, Dallas, TX 75275-0471
214/768-2821

As SMU celebrates the centennial of its founding in 1911 by the Methodist Episcopal Church, South, and its opening in 1915, the University continues to rise in national prominence. The past year has been marked by exciting developments. Highlights follow:

SMU's total fall 2010 enrollment was 10,938, including 6,192 undergraduates, 3,372 graduate students and 1,374 professional (theology and law) students. The ethnic minority enrollment makes up 22.6 percent of the student body. SMU's fall 2010 enrollment included a record number of 1,052 international students from 94 countries.

SMU Unbridled: The Second Century Campaign, launched in 2008, is the largest fund-raising effort in the University's history, with a goal of $750 million. Gifts to date have exceeded $464 million, providing funds for 211 new scholarships; 17 new endowed academic positions; 12 new institutes, centers and other academic initiatives; support for two schools and one academic department; and 13 new or renovated facilities.

The Carnegie Foundation for the Advancement of Teaching has raised SMU's classification to a research university with "high research activity," reflecting the University's dramatic increase in research. SMU is ranked 56th among the 260 best national universities by *U.S. News & World Report*.

SMU's Dallas campus has grown to 90 buildings and 230 acres. In 2010 SMU dedicated the new Caruth Hall in the Bobby B. Lyle School of Engineering and the Annette Caldwell Simmons Hall, home of the Annette Caldwell Simmons School of Education and Human Development. Construction has begun on the George W. Bush Presidential Center, consisting of a library, museum and independent institute. The Center is expected to open in early 2013.

William M. Tsutsui is new dean of Dedman College of Humanities and Sciences. Formerly associate dean for international studies at the University of Kansas, he is a specialist in modern Japanese business and economic history.

The new Hunter and Stephanie Hunt Institute for Engineering and Humanity in Bobby B. Lyle School of Engineering pairs technological innovation with business collaboration to improve conditions for the global poor.

The Embrey Human Rights Program is one of the fastest growing programs at SMU, with 179 students in the pipeline to graduate with a human rights minor. An important component of the program is travel to worldwide sites of major human rights abuses.

News of Perkins School of Theology

SMU's Graduate Program in Religious Studies is ranked in the top 10 of doctoral programs in theology and religion in North America.

Enrollment of students seeking Master's degrees in Perkins School of Theology is up in 2010-11, with the entering class 27 percent larger than the previous year.

Perkins celebrated the 50th anniversary of its Master of Sacred Music program in 2010 with alumni gathering on campus from across the United States and beyond.

A new Doctor of Ministry program has been launched in cooperation with Trinity Theological Seminary in Singapore. Perkins faculty will teach in Singapore, and students from that region will study at Perkins.

Perkins students traveled to India and South Africa for the first time as part of the Global Theological Education Program's cultural immersion course. Students also visited theological schools and churches in Greece, Turkey, France and Mexico.

The Church's General Board of Higher Education awarded a grant to Perkins to expand its theological training for Latin American pastors in the Methodist tradition.

Bishop Minerva G. Carcaño received the 2011 Distinguished Alumna Award from the Perkins Alumni/ae Council. The first Hispanic woman to be elected to the United Methodist episcopacy, she currently serves as bishop of the Phoenix Episcopal Area.

News of SMU Wesley Foundation

Under the leadership of Andy Roberts, the SMU Wesley Foundation is one of the most active ministries on campus. "The Well," a weekly worship service in Perkins Chapel, features music, teaching, prayer and Holy Communion. Small group Bible studies, the heart of SMU Wesley, foster fellowship and spiritual growth.

SMU treasures its Methodist heritage and maintains a particularly close relationship with Highland Park United Methodist Church and its senior minister, the Rev. Mark Craig. I enjoy serving as guest preacher at that church each fall. We ask for your continued prayers and support as SMU moves forward in the coming year.

R. Gerald Turner, President Southern Methodist University

SOUTHWESTERN UNIVERSITY

P.O. Box 770, Georgetown, TX 78627-0770
512-863-6511 www.southwestern.edu

The past year was an important one for Southwestern University as we concluded the period covered by our Strategic Plan for 2000-2010 and began implementing our Strategic Plan for 2010-2020.

Enrollment – Fall 2010

Southwestern enrolled 1,374 students in Fall 2010, its highest enrollment ever. This growth in enrollment is part of our strategic plan to increase enrollment to 1,500 students by 2015.

Faculty Appointments

We welcomed four new tenure-track faculty members for the 2010-11 academic year: Melissa Burns, Assistant Professor of History; Lysane Fauvel, Assistant Professor of Philosophy; Omar Rivera, Assistant Professor of Philosophy; and Brenda Sendejo, Assistant Professor of Anthropology.

Three faculty members were appointed to endowed chairs in Fall 2010: Sherry Adrian, Associate Professor of Education, was appointed to the Herbert and Kate Dishman Professorship in Special Education; Phil Hopkins, Associate Professor of Philosophy and Chair of the Religion and Philosophy Department, was named the first holder of the Lurlyn and Durwood Fleming Professorship in Religion and Philosophy; and Mary Grace Neville, Associate Professor of Business, was appointed to the John Shearn Chair in Business, replacing retiring faculty member Don Parks. Author John Pipkin has been named Writer in Residence at Southwestern University for the next three years.

Paideia®

Our signature Paideia program is now in its 7th year, with 251 students and 27 professors participating this academic year. In September 2010 we successfully concluded the Priddy Challenge for Paideia, which enabled us to permanently fund the Paideia program with a $9 million endowment. Last fall we also launched a new program called "Paideia Conversations," which expands the Paideia Program to first-year students.

Paideia students continue to be engaged with the community, and several cohorts have taken on the issue of homelessness in Georgetown. For example, students in Professor Don Gregory's Paideia cohort are organizing a "One Swipe" event for February 2011, in which students can donate unused meals from their

meal plans to homeless students in the Georgetown Independent School District. Our food service provider, Sodhexo, is cooperating with them on the project.

The connections one of our Paideia students learned to make landed her a book contract. *Howling: The Trickster in Ginsberg* by senior American Studies major Katie Mead will be published in early 2012 by McFarland publishers.

NITLE at Southwestern

In April 2010, we formally dedicated the new headquarters for the National Institute for Technology in Liberal Education (NITLE), which is now based at Southwestern. NITLE offers many exciting programs of benefit to faculty, staff and students at liberal arts colleges. In January, for example, we partnered with NITLE and Trinity University to offer a webinar on "Funding Fellowships for the Humanities."

Sustainability

Southwestern continues to set an example in the area of sustainability. In October 2010, Southwestern officially received Silver-level LEED certification for our new Prothro Center for Lifelong Learning. All three scoreboards on Southwestern's varsity playing fields have been replaced with scoreboards that use energy-conserving LED lights, and a group of faculty, staff and students is involved with an ongoing project to replace the lights in one of Southwestern's small theaters with LED fixtures. In fall 2010 Theatre Professor John Ore began offering a class to teach students about this and other energy conservation strategies for the theater.

In 2010, Southwestern was one of only four colleges and universities in Texas to receive a B+ rating or better from the Sustainable Endowments Institute. This rating was external affirmation of the hard work that the Southwestern community has been doing over the past five years to build environmental awareness into both our academic program and our operations.

Diversity

Southwestern also continues to be a leader in educating minority students. A 2010 report published by The Education Trust said Southwestern has one of the best track records in the country when it comes to graduating Hispanic students in comparison to white students. With a Hispanic graduation rate of 71.6 percent compared to a white graduation rate of 73.5 percent, Southwestern was one of 34 private colleges in the country listed as having the lowest "gap" between the percent of Hispanic students who graduate and the percent of white students who graduate.

In the summer of 2010, Southwestern started a new program designed to help first-generation Hispanic students make the best choice when it comes to selecting which college to attend. Sixteen Austin-area students attended the five-week inaugural program, which was funded by a $263,318 grant Southwestern received from the U.S. Department of Education. In 2010, Southwestern received an additional $443,000 grant from the U.S. Department of Education

that will enable us to offer this program for an additional year and offer two additional summer programs for high school students and teachers in the coming years – a three-year summer program in math and science for traditionally underserved high school students and a three-year summer program of computer science workshops for middle and high school teachers.

Community Engagement

In 2009-2010, Southwestern students contributed more than 20,000 hours of service to our community. A few noteworthy examples:

In fall 2010, students involved with our community garden began delivering fresh produce to Georgetown's Meals on Wheels program.

In December 2010, all 69 students taking General Chemistry visited a Georgetown elementary school to guide students in real-life chemistry experiments.

Southwestern students are currently raising funds to construct a second Habitat for Humanity house in Georgetown.

The summer of 2010 marked the final year of our domestic violence summer internship program that was funded by the Verizon Foundation. Several students have gone to work for Austin-area nonprofits that they interned for through this program.

Faculty Achievements

Southwestern University faculty members continue to excel as teachers and scholars. For example:
Ten Southwestern faculty members published books in 2010.

Biology Professor Romi Burks received a $18,000 grant from the National Science Foundation to write a proposal for a program that would enable undergraduates to conduct research in other countries. Burks took two Southwestern students to Uruguay in November 2010 to help write the grant proposal.

Chemistry Professor Lynn Guziec received the second "Inspiring Hope" award presented by the Breast Cancer Resource Centers of Texas in 2010 for her work in developing novel anti-cancer agents.
In November 2010, seven Southwestern faculty members received awards from the Sam Taylor Fellowship Fund, which provides monetary awards for the continuing education and development of full-time faculty members of United Methodist colleges and universities in Texas.

Student Achievements

Southwestern students also earned a variety of honors in 2010. For example:

Sophomore Jenna Gaska won 3rd place at the international level for best single service project in 2009-2010 from Circle K International. Gaska started a project called "Bead the Change," which has raised more than $5,700 to benefit women and orphans in Uganda.

Junior Gillian Ring received a scholarship from the U.S. Department of State to study Chinese in China in summer 2010.

Postbaccalaureate student Maureen Johnson received an Ambassadorial Scholarship from The Rotary Foundation that will enable her to spend a year in Lima, Peru, beginning in June 2011.

First-year student Connor Smith was one of 25 students who received a scholarship to attend the World Affairs Council of America's 2010 National Conference held in Washington, D.C., Nov. 4-5, 2010.Senior Dylan Hickey was one of three students selected statewide to receive a scholarship from the Texas Association of School Personnel Administrators (TASPA) for the 2010-2011 school year. The scholarship honors the best teacher candidates in the state.

Two 2010 psychology graduates placed in national award competitions sponsored by Psi Chi, the national psychology honor society. In all, 10 students from Southwestern have received awards in the Psi Chi national paper competitions in the past 12 years.

2010 graduate Sarah Gould-Stotts was named to one of *USA Today*'s 2010 All-USA College Academic Teams. These annual awards honor students who not only excel academically but also extend their intellectual abilities beyond the classroom to benefit society.

Three students who graduated from Southwestern in May 2010 were awarded Fulbright English Teaching Assistantships in Europe.

Four Southwestern students were selected to participate in summer research programs sponsored by the National Science Foundation in summer 2010.

Athletics

Our athletic teams continue to bring recognition to Southwestern. Our women's golf team finished fifth at the NCAA championships in 2010 and our men's golf team ended its season as co-SCAC Conference champions. In just its second season, the women's softball team won its conference title and made it to the NCAA regional tournament. Head Coach Angela Froboese earned her second consecutive Coach of the Year Award and the team was ranked 23rd in the nation by the National Fastpitch Coaches Association. Our women's volleyball team made it to the NCAA tournament for the sixth consecutive season in 2010. 101 student athletes from Southwestern made the 2010 SCAC Spring Academic

Honor Roll and both the men's and women's swimming teams were named to the College Swimming Coaches Association of America DIII All-Academic Teams.

Thinking Ahead Campaign

Southwestern's *Thinking Ahead* comprehensive fundraising campaign was originally scheduled to end in 2010, but in October 2010 the Board of Trustees voted to extend the campaign to help fund new needs identified by the Strategic Plan for 2010-2020. Key among these needs is a new science building, which is estimated to cost $25 million. The campaign has been extended another five years with a new goal of $150 million. Nearly $110 million has been raised to date.

Campus Construction Projects

The major construction project currently under way is the renovation of Southwestern's historic Roy and Lillie Cullen Building. The renovation will include replacement of all 467 of the building's windows with double-paned, insulated windows to make it more energy efficient. It also will include an upgrade to the building's mechanical and electrical systems.

Speakers and Symposia

Southwestern continues to attract prominent speakers for its major lecture series.

The 2010 Writer's Voice speaker was filmmaker Mira Nair. The 2011 Writer's Voice speaker will be Dave Eggers, who has enjoyed widespread praise as a writer of both fiction and nonfiction. Eggers will be on campus November 1.

Our 2010 Shilling Lecture was delivered by Dr. Bill Foege, an epidemiologist who has been credited with eliminating smallpox around the world. The 2011 Shilling Lecture will be delivered by Blake Mycoskie, the founder of TOM'S Shoes. Southwestern's 33rd Brown Symposium will held Feb. 23-25, 2011. The symposium was organized by Music Professor Michael Cooper and is titled "Think – Converse – Act: The Salon and Its Histories." The symposium will feature three lectures on the history of salons, along with three public salons on topics that are important in today's world, including one titled "Arts – Sciences – Religions: Conflict or Convergence?"

In October 2010, Southwestern hosted the Edgar F. Beckham Engaged Diversity Symposium. This symposium featured presentations by current and former faculty members from Dillard University, Huston-Tillotson University, Morehouse College, Rhodes College, and Southwestern who conducted joint research thanks to funding from a three-year, $150,000 grant we received from the Andrew W. Mellon Foundation.

The Strategic Plan for 2010-2020

In March 2010, our Board of Trustees approved our new strategic plan for 2010-2020. At the center of this plan is advancing the University's academic mission,

and we took a major step forward on this in the fall by implementing a new curriculum. This four-course per semester model is the most significant change in our curriculum in more than three decades and we believe it will contribute greatly to improving student learning and will accelerate our progress along our trajectory towards being one of the finest liberal arts colleges in the nation.

The plan also has three "supporting strategies":
Enhancing the campus experience and residence life;
Building far-reaching visibility and recognition; and
Ensuring the financial vitality and overall sustainability of the institution.

This is the first time our strategic plan has formally included visibility and reach, and in the summer of 2010 we retained a highly respected national communication firm, Lipman Hearne, to do research on whether our name is a hindrance when it comes to visibility. In fall 2010, Lipman Hearne conducted a survey of all our major constituencies and got a very high participation rate. The survey found that current students, faculty, staff and alumni have a considerable amount of affection for the University's current name. However, the research also showed that Southwestern University is not well known among prospective students – particularly those who live outside Texas – and that most people do not associate the name "Southwestern University" with a private, church-related liberal arts institution.

Therefore, the Board has decided that increasing Southwestern's visibility among prospective students as well as trying to correct misperceptions about our existing name should be our priorities as we implement the visibility portion of our Strategic Plan for 2020. Our plan now is to launch a major visibility campaign, pending the availability of funding.

On a personal note, I would like to end this report by noting that this year marks my 10th year as president of Southwestern. It continues to be a privilege for both Jane and me to work with you and to see Southwestern reach higher for the benefit of our students and the well-being of humanity.

Jake B. Schrum, President

February 21, 2011

Dear Reverend Allen:
The proposed Bylaw revision (112.1 #10) that was sent to you on February 11, **was not correct**, and I apologize for this mistake. The proposed revision that you received was originally submitted to the Southwestern University Board of Trustees for its consideration at its Fall Meeting on October 29, 2010; however, **the Board made an amendment to the Bylaw revision** at the meeting. The amended revision it is outlined for you below. I have also enclosed Bylaw 112.1 in its entirety for your information.
As Sent on Feb. 11, 2010:

Conference Trustees:
10. Twenty (20) Trustees consisting of ~~two (2)~~ one (1) ordained ministers and ~~two (2)~~ three (3) lay persons from each of the Central Texas Conference, North Texas Conference, Southwest Texas Conference and Texas Conference, and one (1) minister and one (1) lay person or no (0) clergy and two (2) lay persons if approved by the conference from each of the Northwest Texas Conference and the Rio Grande Conference, hereinafter sometimes referred to as "Conference Trustees."

As Amended at the Fall Meeting of the Board, Oct. 29, 2010:
Conference Trustees:
10. Twenty (20) Trustees consisting of ~~two (2) ordained ministers and two (2) lay~~ four persons from each of the Central Texas Conference, North Texas Conference, Southwest Texas Conference and Texas Conference, at least (1) but no more than two (2) of which shall be ordained ministers, and one (1) minister and one (1) lay person or no clergy and two (2) lay persons if approved by the conference from each of the Northwest Texas Conference and the Rio Grande Conference, hereinafter sometimes referred to as "Conference Trustees."

As in my previous letter, we would appreciate it if you would seek approval of this document from your Committee and that it be carried to the Annual Conference in your report for its approval. If you have any questions, I would be pleased to talk with you about them. I can be reached at 512/863-1454.
Once again, I apologize for this error, and thank you for your work on behalf of the church and Southwestern University.

Sincerely,



Jake B. Schrum
President

The Reverend Lonzetta Allen
Board of Higher Education and Campus Ministry
Central Texas Annual Conference
7821 Rockdale Rd.
Euless, TX 76134

Enclosure

SEXUAL ETHICS POLICY FOR PROFESSING MEMBERS OF THE CENTRAL TEXAS ANNUAL CONFERENCE OF THE UNITED METHODIST CHURCH

Regarding harassment of clergy appointed to the local church
Presented, June 2011
By CTC Cabinet

Statement of Policy

A Professing Member of the Central Texas Conference of The United Methodist Church shall not engage in harassment, including but not limited to sexual and/or gender harassment of clergy (¶¶ 605.8 and 2702.3 in the 2008 *Book of Discipline*).

Theological Foundation

All persons are created by God. God intends all persons to have worth and dignity in their relationships. We are one connected body, and when one part of the body is injured physically, emotionally or spiritually, the entire body is rendered less than God intended. Misconduct of a sexual nature of any kind violates a person's wholeness and is an unjust use of status and power and a sinful behavior against God and one another. The Scripture witnesses to a God who brings about justice, mercy and grace. The Church is called to express God's love in concrete actions of compassion and healing for all people.

Definitions

1. Sexual Harassment: Sexual harassment is a form of sexual misconduct and is defined in the *Social Principles* as "any unwanted sexual advance or demand, verbal or physical that is reasonably perceived by the recipient as demeaning, intimidating or coercive. Sexual harassment must be understood as an exploitation of a power relationship rather than as an exclusively sexual issue" (2008 *Book of Discipline*, ¶ 161). Sexual harassment of clergy includes, but is not limited to the creation of a hostile or abusive environment which undermines the ministry of the clergy person serving within the appointment. (2008 *Book of Discipline*, ¶ 2702.3). Behaviors considered sexual harassment can include "unwanted sexual jokes, repeated advances, touching, displays or comments that insult, degrade, or sexually exploit women, men, elders, children or youth" (2008 *Book of Resolutions*, page 135). Sexual harassing behaviors may be in person or by phone, e-mail, texting, and social networking sites.

2. Power: Clergy are generally considered to be in positions of power due to their professional role as spiritual leaders within a church. There are, however, situations in which professing members of a church have the power to create a hostile or abusive environment which undermines the ministry of the clergy person serving within the appointment to the local church. Some of those situations are related to gender, race, age, wealth, education, and status within the community.

3. Sexual Abuse: Sexual abuse means unwanted physical conduct of a sexual nature, sexual contact or sexualized behavior and may include, by example, touching, fondling, other physical contact and sexual relations.

4. Sexual Misconduct: The 2008 *Book of Discipline* identifies sexual misconduct as a chargeable offense for clergy (¶2702.1) and for lay (¶ 2702.3).

Making a Complaint

Clergy and other persons who have knowledge of a possible violation of this policy by a Professing Member may report the same to the chairperson of Staff/Pastor Parish Relations Committee and District Superintendent. Upon receipt of any complaint, the Staff/Pastor Parish Relations Committee with the guidance of the Conference Consultant and District Superintendent will investigate, consider any response, and take action to seek a just resolution.

PROCEDURES FOR REPORTING, INVESTIGATING, AND RESOLVING VIOLATIONS OF THIS POLICY

The clergy person who feels harassed by a lay person is encouraged to use the following procedures. If the offending behavior and complaint is sexual abuse or sexual misconduct then the immediate procedure is a formal complaint as outlined in the Book of Discipline ¶ 2703.4. Identifying sexual or gender harassment depends on a determination of what a reasonable person would perceive as unacceptable. It is important to resolve complaints confidentially and, if possible, informally.

Initial Resolution Process

Clergy are responsible for establishing and maintaining clear boundaries of professional conduct.

Therefore, a clergy person should respond immediately and clearly to the harasser that such behavior is unwelcome and uncomfortable

If the behavior continues:

Avoid being alone with the harasser.

Keep accurate records of the harassing behavior.

Contact the Chair of the Staff Parish Relations Committee (if the Chair of SPRC is the harasser then contact the District Superintendent directly).

Notify the District Superintendent to begin the informal process for complaint resolution.

The District Superintendent will contact the Central Texas Conference Consultant who will meet with the chair of SPRC (or person designated) to explain the informal process and introduce two advisors.

Informal Resolution Process

After meeting with the Conference Consultant the chair of SPRC (or a person designated) and the two advisors the intervention team will form and will meet separately with the clergy person and with the accused. The purpose of the meeting is to:

Determine if the complaint is valid or a miscommunication and a misunderstanding.

Ask the accused to make an appropriate written statement to the clergy person. The written response may include explanation of the behavior resulting in a misperception of intent, an apology, and a promise not to repeat the behavior.

If the clergy person finds the response satisfactory then the complaint will be considered as resolved and the District Superintendent will be notified of the result.

If the response of the accused is not satisfactory or the accused refuses to respond, then the complaint will move to the formal process and the District Superintendent and Staff Parish Relations Committee will be notified that a formal process of complaint has been initiated. At any point during the informal process the clergy person, the accused or the SPRC committee may request in writing to the District Superintendent a formal resolution process.

Formal Resolution Process

If the District Superintendent determines that the process outlined above has been followed and the complaint is not resolved, then the District Superintendent will appoint a committee on investigation according to ¶ 2703.4 in the 2008 *Book of Discipline.*

2. The final decision of the committee will be communicated in writing to the clergy person, the accused and the Staff Parish Committee.

TEXAS UNITED METHODIST COLLEGE ASSOCIATION

McMurry Station, Box 206, Abilene, TX 79697
Phone: 325/793-3805 Email: tumca@mcm.edu

Shouts of "thank you" are echoing in our midst today as your college students are responding to your payment of the TUMCA Apportionment for the Central Texas Conference. Your giving has opened the door for your students to receive scholarship help to attend one of our fine United Methodist schools in Texas. One of our TUMCA scholarship recipients says it this way, "Given my family's financial situation, it would not be possible for me to pursue a degree of any kind without the help of TUMCA funds. Thank you for your generous support."

A sixty-year old lay leader in one of our strong United Methodist congregations informed TUMCA that she is leading the effort in her congregation to pay TUMCA funds in full. "Without TUMCA funds, I would not have been successful in my vocation or in my church leadership skills. My education depended on TUMCA and so did the rest of my life!"

TUMCA scholarship funds make it possible for Lon Morris, Texas Wesleyan, McMurry, Southwestern and SMU to add that vital difference to a student's tuition to help them attend their chosen school. One of our students commented, "Since I was a little girl I felt like Southwestern was my school. Because of TUMCA funds, now it is!" TUMCA is about students having an opportunity to attend one of our United Methodist schools!

A United Methodist pastor wrote a lengthy letter to TUMCA that included these words, "I want to thank TUMCA on behalf of my church family. To see one of our own, who models faithful Christian witness, go beyond the valley schools of South Texas and succeed is a real blessing. It is an encouragement to families who are in extreme circumstances."

YOUR GIVING IS AN ENCOURAGEMENT TO YOUR STUDENTS TO PURSUE THEIR DREAMS!

Listed below is information as to your students' names, churches, and schools they attend. Thank you again for the giving that makes this list more than names. Here is a list of hopes, dreams, and blessed sighs of thankfulness.
Grace and peace to all of you,

Dan E. Solomon, President
Texas United Methodist College Association

2010-2011 CENTRAL TEXAS CONFERENCE TUMCA STUDENTS

LON MORRIS COLLEGE
Bethany Hinkle, Church of the Good Shepherd UMC, Arlington
Katie Schmidt, Good News UMC, Leander

MCMURRY UNIVERSITY
Dillon Addison, First UMC, Hico
Megan Curry, First UMC, Grandview
Karlie Dieterich, First UMC, Crawford
Sarrah Friend, First UMC, Grapevine
Timothy Henderson, First UMC, Arlington
Tara McMullen, Woodway UMC, Waco

SOUTHERN METHODIST UNIVERSITY
Jason E. Ballmann, Austin Avenue UMC, Waco

TEXAS WESLEYAN UNIVERSITY
Kaeley Albus, First UMC, Mansfield
Bradley Alexander, Edge Park UMC, Fort Worth
Melissa Bates, Polytechnic UMC, Fort Worth
Spencer Baker, Genesis UMC, Fort Worth

Daniel Baldwin, Saginaw UMC, Saginaw
Danielle Barnett, Edge Park UMC, Fort Worth
Ray Cox, Arlington Heights UMC, Fort Worth
Amanda Heron, First UMC, Grandview
Michael Hicks, St. Luke UMC, Haltom City
David Rai, Meadowbrook UMC, Fort Worth
Karla Rodriguez, El Buen Samaritano UMC, Fort Worth
Rhett Peel, St. Luke, UMC, Haltom City
Bethany Smith, St. Luke UMC, Haltom City
Barbara Taylor, Poolville UMC
Patrick Turkett, Meadowbrook UMC, Fort Worth
Kylie Wrinkle, First UMC, Azle

Texas Wesleyan University

1201 Wesleyan St, Fort Worth, TX 76105
817-531-4444
www.txwes.edu

I'm pleased to report that Texas Wesleyan University has entered the year with a new sense of pride and accomplishment, as well as a new sense of energy that reflects that of our new president, Frederick G. Slabach. Mr. Slabach joined the University as its 20th President at the first of January. Mr. Slabach was previously Executive Secretary and Chief Executive Officer of the Harry S. Truman Scholarship Foundation and was also a former Dean of the Texas Wesleyan School of Law.

Wesleyan Welcomes All with an Outstanding Liberal Arts Education...and More

Texas Wesleyan places an emphasis on welcoming motivated, first-generation students—students who are the first in their family to go to college. President Slabach is a first-generation student and completely understands how important it is for students to get personalized attention. Wesleyan's class sizes are intentionally small, with an average 14-to-1 student-to-faculty ratio, so there's no chance of becoming a "number" and getting lost as they might at a large university.

Our caring faculty and focus on individualized attention continue to provide opportunities for our students that they would not be exposed to in a large university. For example, Texas Wesleyan University has a DNA gene sequencer. That is unusual for a small liberal arts college. But at the large universities, the use of a DNA gene sequencer is limited to faculty and graduate students. At Texas Wesleyan, *undergraduates* are allowed to use this high-tech research instrument. That is an experience an undergraduate student simply cannot get at most large universities.

Wesleyan is No Longer North Texas' "Best Kept Secret"

Such focus on our students is helping Texas Wesleyan become a more

prominent institution, both locally and nationally. Indeed, for 2011, U.S. News and World Report ranked Texas Wesleyan University in the #1 tier of all regional universities in the West. This is the same tier as Trinity University in San Antonio, Santa Clara University in Silicon Valley, California, and Gonzaga University in Washington State.

The 2010-2011 year marks our sixth consecutive year of enrollment growth. Spring 2011 enrollment was 2,955 students with 44% of the student body enrolled in the University's outstanding graduate programs, including Nurse Anesthesia, Law, Education, Business Administration, and Counseling.

Some interesting facts about Wesleyan include:

46% of our students are first generation
42.5% of our undergraduates are minorities
54% of our students are from Tarrant County
Wesleyan has 158 full-time faculty
Undergraduate degrees are offered in 29 major fields of study
Doctoral degrees are offered in Education, Nurse Anesthesia; Juris Doctor
The Wesleyan School of Law is the only law school in Fort Worth
and one of only two in North Texas
Wesleyan has the Largest Graduate Programs of Nurse Anesthesia in the nation

In addition, our School of Business Administration now offers one of only three Forensic/Fraud Accounting programs in the nation, and a unique Project Management program focused on government contracting that is likely to be the only of its kind in the nation. The School of Business Administration is committed to preparing students to compete in a dynamic and challenging global business environment. Graduates possess a strong ethical foundation and an authentic commitment to serving the communities in which they live and work. Given the ethical lapses the nation has witnessed over the past several years, Wesleyan's emphasis on "ethics across the curriculum" is extremely important.

Providing a Signature Student Experience

Last year, Texas Wesleyan embarked on a journey to create a signature experience for our students. We knowing that our students value our small classes and the personal attention they receive from their professors, but we wanted to build on our other strengths as well. Research identified our unique value proposition to be a commitment to enabling student performance by removing barriers to success. "Barriers to success" refers to issues students face as well as issues at the institutional level. For example, today's students often face the challenge of being ill-prepared for college-level work. Others may face financial hardship. Some may be the first in their family to attend college. And many face the challenge of balancing an education with the demands of supporting a family and tending to one or more jobs.

Fortunately, Wesleyan excels at helping students overcome a myriad of challenges. The Freshmen Experience, for example, was introduced to help new students learn how to manage their time, to learn good study habits, and to make the most of their education. Our Academic Success Center also excels at tutoring students who need help in specific areas of study.

Through faculty and staff involvement, the University renovated the lobbies of our residence halls, installed 40 new campus lights and began security bike patrols, refurbished the student center, centrally located our graduate and undergraduate admissions offices, provided free washers and dryers in residence halls, created two new parking lots, and completed campus-wide wireless networking (Wi-Fi). These are just some of the initiatives in addition to the completion of a $3-million state-of-the-art Fitness Center.

Over 65 members are now working on projects designed to better engage transfer students, making the most of campus space, improving campus communications, and delivering on the career promise.

A Record Year in Athletics

The Texas Wesleyan Athletic Department has continued to excel in the 2010-11 school year. For the first time in school history, both the men and women's basketball teams made NAIA National Tournament appearances. With eight of their thirteen sports still in action this spring, the Rams have already seen their athletes awarded with three All-American selections, five NAIA Scholar Athlete selections, and twenty All-Red River Athletic Conference selections.

In men's basketball, the Rams matched the highest win total in the 74-year history of the program with an overall record of 30-4. The team was ranked in the top-10 nationally all season and was ranked fifth in the final poll of the year. Texas Wesleyan has been rated in the top-25 in 43 consecutive NAIA Coaches Polls, marking the third longest active streak. At 21-1 in Red River Athletic Conference play, the Rams won their fourth consecutive RRAC Regular Season Championship. The team featured five All-Conference players including RRAC Player of the Year Brian Wanamaker. Wanamaker also became just the third player in program history to receive 1st-team All-American recognition, while Jonathan Blake was an Honorable Mention All-American selection.

In women's basketball, the Lady Rams made the program's second NAIA National Tournament appearance this season. With an overall record of 28-6, they were one win shy of the school's single season record which was set in 1978-79 (29-5). The Lady Rams finished as the RRAC regular season and tournament runner-up. They featured four All-Conference players, while Brittany White was named Honorable Mention All-American, becoming just the fourth All-American selection in program history.

The Rams have enjoyed plenty of other success as well. In their first season both the men and women's cross country teams finished as the RRAC runner-up. The men's golf team is currently ranked 11th in the NAIA Coaches Poll and 7th in the Golf World/Nike Coaches Poll.

The table tennis team was presented their 2010 team National Championship rings by Fort Worth Mayor Pro Tem Danny Scarth during the Texas Wesleyan Open Tournament in March of this year. The team now has its sights set on winning their eighth consecutive team National Championship. Mark Hazinski, who will represent Team USA at both the Pan American Games and Table Tennis World Championships this year, led the Rams into the NCTTA/ACUA National Tournament, April, 14-17.

Strong Values on Campus and In the Community

Wesleyan is proud to be a United Methodist university with the strong tradition of providing students with the ethical and moral foundation they need to be leaders in their communities. In that tradition, the University brought Arun Gandhi, peace activist, proponent of non-violence, and grandson of Mohandis Gandhi, to participate in University College Day (UCD). UCD serves as a forum where multiple disciplines are interconnected, and allows both faculty and students to share intellectual ideas in a written and live presentation format. Mr. Gandhi joined students and fielded student questions after receiving the Key to the City from Fort Worth City Councilmember Kathleen Hicks. He made a public presentation in the evening to a standing-room-only audience at our own Martin Hall.

The University also hosted the only Texas appearance of a national traveling exhibit, "Abraham Lincoln: A Man of His Time, A Man for All Times." The exhibit was presented by The National Endowment for the Humanities and The Gilder Lehrman Institute of American History and ran April 13 through May 8, 2011.

Rev. Robert Kenji Flowers, University Chaplain robkenjium@gmail.com

SOUTH CENTRAL JURISDICTION

The Nineteenth Session of the South Central Jurisdiction will begin on Wednesday evening July 18, 2012 in Oklahoma City, OK. The conference will actually span the 17th through the 21st, with committee meetings on the 17th and 18th, and the opening worship and memorial service the evening of the 18th at St. Luke's UMC in Oklahoma City. Delegates and alternates are expected . . . visitors are welcome.

There will be 256 delegates, plus alternates. The number of delegates will be 40 fewer than in 2008, due to additional Annual Conferences in the Central or international conferences. That means it will take 154 votes, if all delegates are present and voting, and all ballots are valid, to elect a new bishop.

The Conference will be held near the Bricktown area of Oklahoma City, a great place for family fun. Also it will provide ample eating venues for delegates and friends.

The Oklahoma Indian Missionary Conference and the Oklahoma Conference, co-hosts of the Conference, along with Bishop Robert Hayes, Jr., resident bishop, invite you to be in Oklahoma City in July of 2012.

We thank you for your continued support of Lydia Patterson Institute, Mt. Sequoyah Assembly, the Wesley Foundation at SMU, and the Jurisdictional Administrative Office.

David L. Severe, Executive Director

COMMITTEE ON THE AGENDA

Today the Central Texas Conference of the United Methodist Church gathers for the one hundred and forty-fifth time and the forty-second time as the New Central Texas Conference since the merger with a group of churches of the previous West Texas Conference. This year we come to renew our mission to make disciples of Jesus the Christ for the transformation of the world. This year we will focus our attention upon energizing and equipping the local churches of our conference so that they will be better able to fulfill their mission. It is our prayer and hope that this session of our Annual Conference will give each of us a renewed focus and enthusiasm for the mission and ministry of our churches. Together, we will accomplish great things in the name of our Lord Jesus the Christ.

We offer special thanks to Bishop Mike Lowry, Georgia Adamson, Harvey Ozmer and all of their staff members for their dedication and hard work in preparing for this session of Annual Conference. Likewise, we are grateful to all boards, agencies, committees, commissions and task forces who have worked with great commitment to offer effective and life giving ministry in our churches, communities and around the world. And we offer special thanks to each local church for the significance of your ministries each day of the year. You are the heart and soul of our ministries.

The Agenda Committee recommends that the 2011 Per Diem Allowance granted each day in actual attendance at the conference for retired clergy, retired diaconal ministers, retired deaconesses, ministers' surviving spouses, pastors receiving total salary of or less than the minimum compensation of the conference, students appointed to attend school and ministers on disability leave be $17.50 for those who reside in McLennan County and $35 for those who reside outside McLennan County. (See Per Diem Form in back of the Preliminary Reports.)

Secondly, the Agenda Committee recommends that the budget line item for the expenses of annual conference 2012 be set at $53,000.

The Agenda Committee continues to carefully monitor your evaluations of our Annual Conference sessions. We have an evaluation document for your use again this year. Please, please, locate it now and make notes as we move through our conference this year so that you will be prepared to offer us your very best observations. We do appreciate your help. We continue to make changes based upon your suggestions and observations.

Because we have met in Tarrant County for three consecutive years due to the construction plans in Waco, we will once again meet in Waco in 2012. We will then resume our schedule of alternating between Ft. Worth and Waco. The schedule of locations for future meetings of the Annual Conference is as follows: Tarrant County: 2013, 2015, 2017, 2019, and 2021; and, Waco: 2012, 2014, 2016, 2018, and 2020. Annual Conference 2012 will take place June 3 – 6 in Waco.

I express my gratitude to those who have given so much time and effort in serving on the Agenda Committee this year. Your leadership is greatly appreciated.

Rankin H. Koch, Chair rankin@ctcumc.org

COMMISSION ON ARCHIVES AND HISTORY
Report No. 1

The past year was a landmark year for the Central Texas Conference. The Conference turned 100. Rather than becoming senile and feeble, it has grown increasingly strong through the years. It is significant that in its centennial year it has again restructured itself better to serve the present age.

The present Conference was not created *ex nihilo*, but is the result of a continuous growth and development. It is the role of the Commission on Archives and History to make sure that this progress is preserved. We cannot carefully plan where we are going without an awareness of whence we have come.

Our Hebrew forbears required that God's mighty act of delivering them from bondage in Egypt be solemnly celebrated every year. An annual ritual meal, the Seder, was commanded to be observed. Even today, thousands of years after the Exodus, each Jewish home annually observes the Passover ritual in which a designated child inquires "Why is this night different from all other nights?" and the elders explain its significance.

Jesus and his disciples observed this Passover meal, and Christians still carry out the ceremonial meal as Jesus commanded: "Do this in remembrance of me." Rather than being a distant memory, God's work continuing work among his people makes the past and the present both a part of the Divine scheme of things. It is the responsibility of the Commission on Archives and History to guarantee that our heritage is a part of our present and of our future.

A Centennial Celebration was held at the Will Rogers Center in Fort Worth in October. Some 1,200 persons were in attendance. Youth and adults, laity and clergy were involved in the celebration. There were displays from 127 local congregations from all the districts exhibiting their past and present life. Music was performed which spanned the hundred year spectrum. Former presiding bishops John Russell, Joe Wilson and Ben Chamness and Twila Bryan, the widow of Bishop McFerrin Stowe, stirred the crowd with their reminiscences. Bishop Monk Bryan, who is a native of Central Texas, and who was born in the Blooming Grove parsonage when the Conference was only six years old, was symbolic of the still-youthful nature of Central Texas. Presiding Bishop Mike Lowry's sermon connected the past, the present and the future of the Conference in such a dynamic way that the entire assemblage was made proud of its history and eager to venture in the frontier of the future.

A book of the history of the Central Texas Conference and its ancestor, the Northwest Texas Conference, has been published. It is the first comprehensive summary of the 143 years of its life to be written. It is the result of years of work by 25 dedicated lay and clergy volunteers. Entitled "Central Texas Conference 144 Year at the Center of Texas Methodism", it is the product of exhaustive research. It not only recounts our past, but lays the foundation for our future.

The *Discipline* requires that when a local church ends its active life its cornerstone and all other markings that distinguish it as a United Methodist Church be removed and preserved. Central Texas is the only annual conference in all Methodism that has a Cornerstone Garden. Texas Wesleyan University has provided a peaceful place on its campus where such cornerstones are displayed. The evidence of the devotion and service of generations of lay members and pastors is thus displayed in a place for gratitude, meditation and appreciation.

Our Conference Archives are the most comprehensive of any in our jurisdiction. Our Archivist is in continual service providing information for local churches and districts needing documentation of legal matters, researching the records in order to answer local churches' requests for historical information concerning their past and in responding to queries from individuals researching family records. Districts send their records to the archives where they are catalogued and stored to provide future reference.

Since the *Discipline* requires that the archives receive and preserve the records of closed local churches, an enormous amount of time, effort and space is required in fulfilling this responsibility. Local churches and individuals are encouraged to use their Conference archives.

There are at least 217 local churches in the Conference which have been active for over 100 years. While many of these have applied for and received their designations as United Methodist Historical Sites with the accompanying markers, there are those which have not. First United Methodist of Euless is

being awarded the designation this year, and the Commission would like to enable all eligible churches to receive it. If your church has been in existence for 100 years, you are invited to apply. Please contact Carol Roszell, your Conference Archivist, for assistance in applying for this recognition.

Michael Patison, Chair mpatison@charter.net

ARCHIVIST REPORT
Report No. 2

512 linear feet of records were delivered for the archives depository during this past year, much of which were local church, district and conference records. A great many additional contributions were made to the archives by supportive individuals and the personal papers of pastors. Scholar's, clergy, layperson's, author's, conference personnel, historian's, student's, and genealogist's depository usage has remained steady, many of them having been referred to the archives by other institutions and persons. Approximately 172 research requests have been received during the past year. The centennial celebration was a success and the written history of the conference has proceeded to the publisher.

Archival/records management, local church historian training, and archives/records management consultation continue to be provided to local churches and at district training sessions. I attended the GCAH Annual Meeting at Budapest, Hungary in August of 2010. I still serve as a member of the executive board of the Texas United Methodist Historical Society which met in Brenham and Chappell Hill, Texas in March of 2011. I continue as a member of the Executive Board of the Historical Society of the United Methodist Church. I continue to encourage each of our local churches to write their history as best they are able, a copy of which will be housed in the depository. Additional space was afforded to the archives depository on the campus at no charge to help alleviate storage for items that have yet to be processed. As a reminder, the majority of the records housed at the archives are primary, non-published records, which reinforces the need for our churches to locate and protect their records. All closing churches and those that are merging into or with another church must send their records to the archives for protection and availability as mandated by the Standing Rules.

Thank you for allowing me to serve God and the Central Texas Conference in this ministry of memory.

Carol Roszell, Archivist, croszell@txwes.edu

Report No. 3
Resolution for Approval of
United Methodist Historical Site Marker

WHEREAS, an application has been received for an official United Methodist Historical Site marker for the First United Methodist Church of Euless, Euless Texas, and;
WHEREAS, the application has met the criteria for an official United Methodist Historical Site marker and has been approved by the Central Texas Conference Commission on Archives and History, and;
WHEREAS, the congregation was established in 1876, and;
WHEREAS, the site has received an historical marker from the Texas Historical Commission, and;
WHEREAS, its history has been written by Weldon G. Cannon and Norma Lively;
THEREFORE, BE IT RESOLVED THAT the Central Texas Annual Conference approve this site for an official United Methodist Historical Site marker.

COMMISSION ON CHRISTIAN UNITY AND INTERRELIGIOUS CONCERNS

Part of the charge for the Commission on Christian Unity and Interreligious Concerns is "[t]o stimulate understanding and conversations with all Christian bodies, to encourage continuing dialogue with Jewish and other living-faith communities, and to encourage an openness of mind toward an understanding of other major world religions" (*The Book of Discipline*, Paragraph 642.4.g). Like all institutions, the Church needs continual reminder of its core values and basic beliefs. These are the reasons why people join and serve in the Church. Our encounter and constructive involvement with people of good will from other religious communities provide opportunities to articulate for ourselves and others this spiritual ground of our Christian and Methodist commitment. As a conference, we support this form of witness in a variety of ways, including our financial pledges to the Texas Conference of Churches and Texas Impact.

Claire Ann Stegman, PhD, Chairperson

COMMISSION ON CHURCH GROWTH AND DEVELOPMENT

Report No. 1
Thirty Years of New Church Starts and Restarts

This will be the last report from the Commission of Church Growth and Development. At this annual conference, the commission ceases to exist and a new structure that includes the starting of new congregations comes into existence. For more than 30 years Church Growth and Development has been "growing and developing churches that offer Christ, make disciples and transform the world."

The Central Texas Conference Commission on Church Growth and Development was created by Conference action in 1980. The Commission has invested Conference and SHARES funds in the following new church starts and restarts:

New Church Starts: 1980 to Present
By District

Brownwood District:

Ballinger, Comunidad de Fe, Hispanic (1994)
Fisherman's Chapel of Lake Brownwood (1995)
Lake Brownwood (1987)
Bluff Dale/Mountain Lakes (2003)

Mid-Cities District:

Arlington, Mi Casa Su Casa (1994) Closed 2008
Euless, Tongan First (1992)
Fort Worth, Abundant Life (2000) Closed 2008
Fort Worth, El Buen Samaritano (2003)
Fort Worth, Vietnamese (1996) Closed 2010
Fort Worth, Korean Central (2006)
Nueva Vida (2008) Closed 2010
Wesley United Methodist Church, A Ghanaian Community of Faith (2010)

Fort Worth District:

Azle, Eagle Mountain (1991)
Arlington, Grace (1984)
Arlington, St. Andrews (1987)
Arlington, St. Andrews Hispanic (2004) – no longer funded (closed)
Arlington, St. John the Apostle (1985)
Fort Worth, Alliance (1991)
Fort Worth, Campus Drive (1982)
Fort Worth, Celebration (1995) – merged with University UMC
Fort Worth, Genesis (1980)
Fort Worth, LifePoint (2005)

Temple District:

Cedar Park, Good News (2001)
Georgetown, Wellspring (1996)
Hutto, Discovery (1997)
Killeen, First South Campus (1999)
Killeen, St. Luke (1981)
Lakeside, Foundation (1996)
Round Rock, Journey of Faith (2002)
Round Rock, St. Philip's (1984)
Round Rock, Rockbridge (2007)
Temple, Open Arms (1994)
St. James, Temple Satellite, Killeen (2010)

Waco District:

Bosqueville (1990)
Robinson Satellite (2004) – no longer funded (closed)
Waco, Korean (1987)
First Waco Robinson Satellite (2011)

Waxahachie District:

Ennis, Alliance of Faith (2006)
Lakeside (1995)
Mansfield, Community of Hope (1998)
New Day (2008)

Weatherford District:

Possum Kingdom Lake, Fishers of People (2001) – no longer funded (closed)
Hudson Oaks, Light of the World (2003) Closed 2010
Cleburne Resurrection (2008) Closed 2010

Report No. 2
THE SHARE PROGRAM

For more than thirty years women, men, youth and children have become Partners in Ministry by purchasing SHARES for new church starts. Recently we received a note from Thelma Lemons sharing with us why she continues to support Church Growth and Development through the SHARE program. She told the story of her grandfather, who as a young man, went into the Oklahoma Territory (Indian Territory) to establish Methodist churches. Her grandfather was a New Start Pastor who with his wife and children chose to go into the "wilderness" to share the Gospel of Jesus Christ and to make disciples. She writes: "So Grand Father Mauldin's legacy to me is why I support Church Growth and Development."

The ministry of H. L. Mauldin continues to inspire us today. There are many areas in our Conference where we need to plant new congregations. We should be starting at least three new faith communities each year. With your support along with people like Mrs. Lemons, we can meet the great challenge before us.

Church Growth and Development is thankful to all the churches that gave us the opportunity to present the SHARE program to their congregation. We are equally grateful to those pastors and church leaders who presented the SHARE program in their churches and encouraged their members to become Partners in Ministry. Because of your faithfulness, we received $201,000 in 2010, an increase of $48,000. We did not meet our goal of adding 2010 new shares but we are moving in the right direction.

As we move into a new day and a new structure for ministry, the SHARE program will continue. The SHARE program serves as the primary funding source for planting new congregations. Therefore, we call upon every church, every pastor, every church leader to do the following:
Model the importance of this ministry by purchasing or increasing your SHARES.
Present the SHARE program to your congregation. February is SHARE promotion month. Give your people the chance to become a Partner in Ministry by

purchasing SHARES.
Encourage Sunday School classes, youth groups, women's groups and men's organizations to become SHAREHOLDERS.
In your worship pray for our new churches and for those who have not received Christ into their lives.

REMEMBER CHURCH GROWTH IN YOUR WILL

The Central Texas Methodist Foundation was instrumental in helping a long time United Methodist member support new church starts by including Church Growth and Development in their estate planning. Nancy Elizabeth West passed away November 10, 2007 at 97 years of age. Known as Elizabeth, she was a member of First United Methodist Church of Fort Worth, and was active in the United Methodist Women and her Sunday School class.

In 1895, her family inherited their farm; when Elizabeth was 9 years old, the family moved to the farm from Waco. Ms. West later moved to Fort Worth and worked as a medical technologist for 37 years. She was earnest in her work, in her church and in her circles of friends. She was always considerate of others and known for her generosity as well as for her prudent saving and investing. In her Will, Ms. West remembered many friends and family members and made charitable bequests to a number of causes including FUMC of Fort Worth and of Jonesboro, which was her parent's home church, United Methodist Women, and Glen Lake Camp.

In addition to outright monetary gifts made through her Will, Ms. West gave her family's 1900-acre farm to the Central Texas Methodist Foundation for the Nancy Elizabeth West Endowment Fund. As the Trustee of Ms. West's endowment fund, the Central Texas Methodist Foundation will sell the farm and permanently invest the proceeds to produce income. The principal will always be kept invested and only the interest earnings will be distributed.

The majority of the endowment income will be distributed to establish new churches. So, a 112 year old family farm that grew many crops of wheat and corn will be converted to grow new lives in Christ for many, many generations.When arranging for the provisions of her Will, Ms West was careful to express her appreciation for the generous inheritance she had received from her parents. "I have enjoyed the fruits of their labor as well as mine," she said. "And, I want to honor them and give thanks to God for all of my blessings by leaving my estate to reflect the Christian values of my parents and me," she added.

As more persons include Church Growth and Development in their overall financial planning and will preparation, the funding for new church starts will increase. For those who have already remembered us in their stewardship and estate planning for the future we say, **Thank You!**

Report No. 3
Churches that Support CG&D and the Number of Shares

Church Name	2009	2010
ownwood-Ballinger First	6.83	8.83
ngs First	1.67	1.67
anket	11.00	14.00
iff Dale	11.67	11.67
eckenridge First	52.50	50.17
ownwood First	13.13	16.38
ntral Brownwood	7.50	5.83
sco First	1.00	7.00
leman First	3.75	3.75
leman Trinity		
manche First	5.00	5.00
anfills Gap First	2.50	2.50
oss Plains First	5.75	7.75
Leon First	8.88	13.88
blin First	10.25	10.75
rly First	7.00	11.00
stland First	3.00	3.00
anuel Chapel	5.00	5.00
lian	0.50	0.50
herman's Chapel		
rman First	3.00	
uldbusk	1.00	1.00
een's Creek	3.50	6.50
stine	9.25	8.25
milton First	6.00	11.00
nnibal	3.00	3.00
o First	11.00	9.00
dell First	0.50	0.50
ke Brownwood First	2.67	3.67
mkin	1.00	1.00
urel Street	1.00	2.00
y	4.00	4.00
rgan Mill	17.00	17.00
Morton Chapel	2.00	2.00
Mullin	1.75	1.75
Novice	1.00	1.00
Oakdale	6.33	7.67
Pleasant Hill	3.50	4.00
Ranger First	1.00	1.00
Rising Star First	1.00	1.00
Santa Anna First	0.25	0.33
St. Paul	6.33	4.33
Stephenville First	51.75	49.42
Trickham	0.33	0.33
Unchartered: Comunidad de Fe		
Valera	0.33	0.33
Winters First	4.25	4.25
Zephyr UMC	4.50	1.50
Fort Worth–Alliance	3.50	3.50
Arborlawn	66.42	78.67
Arlington Heights	37.25	44.92
Azle First	17.17	15.67
Benbrook	6.42	6.42
Bethel	5.38	6.00
Burleson First	37.17	35.83
Campus Drive	5.00	5.00
Christ	19.33	19.33
Crossroads	3.50	
Crowley	18.50	20.50
Diamond Hill		
Dido	3.75	2.75
Eagle Mountain	3.50	2.50
Edge Park	13.50	13.50
Everman	6.00	6.00
Forest Hill	1.00	
Fort Worth First	69.67	54.67
Genesis	18.00	30.25

Grace	2.00	3.30
Grace	1.00	1.00
Joshua First	8.75	8.25
Kennedale		
Lighthouse Fellowship	9.00	6.00
Morningside	7.00	6.00
Ridglea	8.00	7.00
River Oaks	5.33	4.33
Saginaw	12.33	15.00
St. Andrews	11.00	20.00
St. John the Apostle	5.00	4.00
Thompson Chapel	8.50	8.50
Unchartered: LifePoint	1.00	4.50
University	9.50	9.50
Wesley	1.00	1.00
Western Hills	21.50	20.50
Mid Cities---		
Aldersgate	12.75	17.08
Arlington First	90.58	93.00
Asbury	1.00	3.00
Bedford First	10.25	10.25
Colleyville	7.00	8.00
Covenant	2.00	6.50
Davis Memorial	11.00	12.00
Eastern Hills	2.25	2.25
Epworth	5.17	5.17
Euless	27.75	38.75
Faith	5.00	3.00
Good Shepherd	15.83	11.33
Grapevine First	33.00	31.00
Handley	25.50	25.50
Heritage	5.00	5.00
Hurst First	82.08	71.83
Keller	15.50	16.83
McMillan	19.33	19.33
Meadowbrook	33.75	33.75
New World	87.75	83.58
Polytechnic	16.50	11.25
Richland Hills	39.58	42.33
Smithfield	8.00	20.00
St. Andrews	18.00	9.00
St. Barnabas	27.75	34.08
St. Luke	27.17	27.83
St. Matthew	1.00	1.00
St. Paul	24.00	29.25
St. Stephen	2.00	4.00
Tongan First	2.00	2.00
Trinity	197.00	199.33
Unchartered: El Buen Samaritano	2.00	4.00
Unchartered: Korean UMC of Fort Worth		
Unchartered: Vietnamese Mission		
Watauga	9.50	10.17
White's Chapel	9.25	12.50
Wm. C. Martin	28.83	26.83
Temple---Bartlett		
Belton First	21.50	22.75
Bethel	1.00	1.00
Bruceville-Eddy	2.00	2.00
Evant	2.00	1.00
Florence	4.00	5.00
Foundation at Lakewood	3.00	12.00
Gatesville First	33.42	37.25
Georgetown First	117.75	109.08
Good News		
Grace	9.83	26.83
Granger		
Harker Heights	12.00	14.00
Holland	3.00	3.00
Hutto	17.00	16.00
Jarrell	2.00	
Jonesboro		
Kell's Branch		

leen First	19.46	17.97	China Spring	5.08	4.08
nham	1.00		Clifton	5.17	4.17
tle River	4.00	1.00	Cogdell Memorial	18.33	14.33
ɔody First	2.67	2.67	Coolidge	4.50	4.50
ɔody Leon	15.33	15.33	Crawford	6.00	9.00
ɔoreville	4.58	4.58	Dennis Chapel	3.00	3.00
. Zion			Elm Mott	1.67	1.67
ɔlanville	1.00		Groesbeck First	1.17	10.83
ak Park	16.00	32.75	Hewitt	41.33	40.33
dcoke	10.00	10.00	Hubbard	8.00	8.00
ırmela	1.33	1.33	King Memorial	14.50	12.83
ɔgers	1.00	1.00	Kirvin		
ɔsebud			Lake Shore	4.08	7.17
ɔund Rock First	84.08	82.75	Lakeview	1.50	1.75
ılado	24.00	21.00	Lebanon		
. Andrew	2.25	22.68	Leroy		
. James	8.50	9.83	Lorena	20.00	23.00
. John's	48.00	44.00	Mart First	6.00	6.00
. Luke	10.00	10.00	McGregor	5.00	5.00
. Paul	1.00	1.00	Meier Settlement	2.00	2.00
. Paul	3.00	3.00	Meridian	16.75	17.75
. Philip's	27.50	27.50	Mexia First	15.50	18.50
ylor First	4.33	4.33	Mexia Union Memorial		7.00
ımple First	34.08	34.42	Mosheim	2.00	2.00
ınth Street	11.00	12.00	Mt. Calm	2.00	2.00
rall			Mt. Zion		
psey	4.00	4.00	Oglesby	7.25	7.25
ɔy	5.00	5.00	Perry		
ıchartered: Journey of Faith	1.00	2.00	Perry Chapel		
ıchartered: Rockbridge			Riesel First	0.33	0.33
ellspring	24.33	35.00	Robinson Drive	3.00	3.00
aco—Austin Avenue	13.00	13.50	Sparks Memorial	6.00	7.00
squeville	8.83	8.83	Speegleville		
acks	3.00	3.00	Springhill	1.00	1.00
yote	11.00	10.00	St. James	1.00	1.00
ntral	18.25	23.75	St. Luke	1.00	1.00

Thornton	0.50	0.50
Valley Mills First		2.00
Waco First	44.13	44.13
Waco Korean		
Wesley	1.00	1.00
Wesley Chapel - Gholson	13.67	13.67
West	7.33	6.33
Woodway	4.25	11.58
Wortham First	2.00	2.00
Waxahachie--- Alliance of Faith		
Alvarado First	21.54	28.30
Bardwell	1.00	1.00
Barry	1.00	1.00
Bethel	1.00	1.00
Blooming Grove	2.00	3.00
Blum	1.00	1.00
Bristol	1.00	1.00
Britton	1.50	1.50
Brushie Prairie: St. Delight		1.00
Cahill	6.00	5.00
Central Corsicana		
Chatfield	4.00	4.00
Community of Hope	35.50	36.17
Corsicana First	38.92	40.00
Covington	1.00	1.00
Dawson	12.50	12.50
Dresden		
Emhouse		1.00
Ennis First	21.50	27.50
Eureka	4.00	4.00
Ferris First	5.75	5.00
Ferris Heights	15.33	13.67
Frost	2.50	3.50
Grandview First	7.67	8.67
Hillsboro First	17.33	20.33
Italy First	1.00	1.00
Itasca	2.00	2.00
Kerens First	1.00	1.00
Lakeside	22.00	22.00
Line Street	2.00	2.00
Mansfield First	18.25	19.92
Maypearl	3.00	3.00
Midlothian First	14.00	16.00
New Beginnings		
Ovilla	36.17	42.17
Palmer First	5.00	5.00
Pleasant Grove	7.00	2.50
Red Oak	6.75	9.75
Richland	5.00	2.00
Sardis		1.00
St. Andrew's	6.00	10.00
St. Luke	2.00	18.67
Tehuacana	5.50	5.50
Trinity		
Unchartered: New Day		
Venus	1.00	1.00
Watts Chapel	8.00	8.00
Waxahachie First	36.75	42.88
Wesley	3.00	3.00
Wesley Chapel		
Weatherford—Acton	46.83	49.08
Aledo	27.00	25.17
Annetta	3.00	11.00
Bethel	5.00	5.00
Bethesda	5.83	6.83
Brock	12.75	12.75
Calvary	3.25	3.50
Cedar Springs		
Central	2.00	3.00
Cleburne First	35.58	34.58
Couts Memorial	13.75	13.75
Cresson	3.00	3.00
Glen Rose	40.33	41.33

ɔdley	9.00	8.00
ɔrdon	9.00	9.50
aford	2.00	4.00
aham First	53.83	54.83
anbury First	36.08	26.75
ɔlder's Chapel	1.00	1.00
an	2.00	2.00
ɔpperl		1.00
llsap		
neral Wells First	3.00	4.00
ɹrray		
ɘwcastle	2.00	2.00
ney	21.50	21.50
ılo Pinto	3.33	3.33
ɔlville	7.00	7.00
ɘsurrection UMC	4.00	7.83
ɔ Vista		
ılem-Crestview		
ınto	2.00	2.00
ver Creek	2.00	5.00
ɔringtown	14.00	17.00
. Mark	18.75	19.25
ɾawn	2.00	2.00
ɘmple Hall	2.25	2.25
ılar	7.33	7.33
ɘnk Valley ɪchartered: Light of the World		2.00
alnut Springs	12.00	11.00
aples	4.33	3.33
eatherford First	63.38	68.38
esley Memorial	1.00	4.00
	3,450.87	3,685.25

COMMITTEE ON COUNSELING

Report No. 1

The counseling committee continues its effort to offer counseling program support and resources to the clergy and diaconal ministers and families of the conference. The committee members will continue to expand and update the list of approved counselors in order to provide expertise and greater accessibility to meet the counseling needs of our members and their families. We commend all our counselors for the valuable service they provide to our conference members. In addition to the confidential counseling available, many of the counselors listed are also available for seminars and workshops.

Report No. 2

1. This service is available to ordained conference members, diaconal, and retired ministers, and persons serving in full-time conference appointments, plus their spouses and dependent family members. In addition, ordained members and families of the Rio Grande Conference serving within the geographical boundaries of the Episcopal area are eligible.
2. Complete confidentiality and respect for privacy will be maintained. As a client, only your counselor will know your name, and no information about you will go to any other person without your written consent. It is understood by the committee, and should be by the client, that where the professional counselor is bound by the mandatory reporting requirements by the state in areas of sexual misconduct, sexual abuse, and harm to others or self, the counselor's duty to report shall not be negated. In such cases, the client shall be so informed, and such mandatory reporting shall be made to the appropriate authorities and agencies. Trust will be vested in the integrity of the counselors, both to keep confidences with clients and to keep faith with the program by submitting accurate bills of service for payment. Such bills will list hours of service, a client code, but no name. (Only the counselor will be able to connect the client code with a name, and thus preserve the confidentiality of the client.)
3. The counseling Service will be limited to six visits to a counselor in any one year.
   a. The first two visits the counselor's contractual fee will be paid in full by the program.
   b. Thereafter, participants will be asked to pay a portion of the cost of the counselor's contractual fee scaled to income, as follows:

Family Income*	Program will pay	Client will pay
1. Under $20,000	90%	10%
2. $20,000-28,596*	75%	25%
(*Includes Full-time clergy receiving equitable compensation)		
3. Over $28,596	50%	50%

*Family Income includes combined income of spouses, excluding housing or parsonage allowance.

4. Thereafter, if counseling is still needed after six visits in a calendar year, an application may be made to the Health Benefits program for possible payment. At that time, the symptoms must clearly indicate the need for therapy, and any such payments will then be made in accord with the Health Benefits Program, and not the contractual fees of the Conference Counseling Program.
5. During the first six visits to the counselor, payments from the Conference Counseling Program and the Health Benefits Program simultaneously will not be allowed.
6. Payments for the program will be made only to those counselors who have been approved as participants in the program. There will be no exceptions. The current list of approved counselors in the Central Texas Conference Counseling Program is as follows:

Dr. Kathy Bailey, Ph.D.
721 North Fielder Road
Arlington, Texas 76012
817- 275-5525
kathybailey.com

Dr. William Helton, Jr.
733 N. Fielder Rd., Suite B
Arlington, TX 76012
Phone: 817-460-5831

Dr. Wanda Y. Johnson, PhD, P.C.
1170 W. Corporate Dr., Suite 110
Arlington, TX 76006
Phone: 817-633-2092
drwandajohnsonroberts.com

Dr. Ron Klinger
13740 Research Blvd., Suite L-1
Austin, TX 78750
Phone: 512-258-1259

Dr. Janice Kreitner-Cain
302 E. Lubbock
Streetman, TX 75859
904-599-3182 or 903-229-8067
jankreitner@windstream.net

Dr. Kathleen Geiger M.Ed.,LPC, PA
213A Old Hewitt Road
Waco, Texas
(254) 772-2006
kgeiger.com

Dr. Gary G. Kindley
3906 Lemmon Avenue Suite 207
Dallas, Texas 75219
gary@ccidallas.org

Dr. Dan Smith
7200 Robertson Road
Fort Worth, TX 76135
Phone: 817-237-2758
dsmith@lfwired.org

Mr. Warrant Townsend
1711 E. Central Texas Exprwy #105
Killeen, TX 76542
Phone: 254-526-7272

Or

Copperas Cove Office
806 E. Avenue D
Copperas Cove, TX
Phone: 254-547-6415

Additional counselors may be added to the approved list of counselors as the Committee on Counseling approves them.

Ben Disney, Chair ben@arborlawnumc.org

BOARD OF ORDAINED MINISTRY

The Board of Ordained Ministry adopted five goals in the fall of 2008 for its work during this quadrennium. These goals guide our work of qualifying and mentoring persons who are seeking ordination as clergy in the Central Texas Conference. These goals are:

1. Create a standard of best practices for the District Committees on Ordained Ministry.
2. Develop a qualification and interview process to be used by the Central Texas Conference Board of Ordained Ministry with candidates seeking to be commissioned, with those who are continuing as provisional members and with those who are seeking ordination and full connection.
3. Evaluate the current Residency process as to the effectiveness for the probationary members of the Central Texas Conference. During this process, recommended changes to the process should be designed with the primary goal of helping a probationary member form a pastoral identity for his/her ministry.
4. Create an environment and process for the enlistment of young adults to serve in ordained ministry into the Central Texas Conference.
5. Develop a program of continuing education for members of the Board of Ordained Ministry to ensure each member's effectiveness in representing the Central Texas Conference.

The work of the Board of Ordained Ministry continues to focus on the five goals that guide our work during this quadrennium. Ongoing improvement, continually striving for excellence and effectiveness, and a passionate commitment to develop ordained clergy to be leaders in the churches and ministries of the Central Texas Conference motivate the members of the Board as they seek to serve the Kingdom of God.

The primary responsibility of the Board focuses on qualifying and credentialing men and women for faithful ministry. This is a shared responsibility with the District Committees on Ministry and the churches of the Central Texas Conference.

The initial work of the District Committee on Ministry is important. The Board continues to seek ways to strengthen the relationships between the Board and the District Committees on Ministry. With the realignment of the districts, the Board will be re-training all District Committee on Ministry chairpersons, registrars, District Superintendents, and District Administrators. Creating and sustaining best practices for the District Committees on Ministry is an ongoing work which will be pursued diligently this fall with the formation of the new districts.

In the Central Texas Conference 9.92 percent of our elders are 35 and younger; the Central Texas Conference ranks third among United Methodist conferences in the number of young clergy who are members of an annual conference. While other conferences have organized efforts to attract and invite young persons for ordained ministry, the Central Texas Conference is fortunate to have the number of younger clergy because of other factors: effective student ministries in local churches, the excellence of the Central Texas Conference Youth Mission and student ministries, and the presence of two fine seminaries in our area. The Board believes that we can increase the number of younger persons seeking ordination by developing a comprehensive enlistment plan; therefore, the Board of Ordained Ministry will create a team of persons who will enlist younger persons for ministry in the Central Texas Conference Student Ministries.

The process for ordination in The United Methodist Church can seem complex and rigid to those who are exploring a call to ordained ministry. The Board of Ordained Ministry continues to work on ways to make the process clearer given the mandates of the Book of Discipline. Persons who are exploring a call to ordained ministry are encouraged to be in conversation with their District Superintendents and the chairpersons of their District Committee on Ordained Ministry.

Our conference's Residency Program has implemented many changes in the past three years. We continue to work on enhancing this process so that provisional members of the annual conference discover ways to live into and create a pastoral identity.

The Board is implementing a process where the files and work of the Board and the candidates will be done electronically. While this is initially time consuming, there will be greater efficiency and clarity for the candidates.

Finally, the Board of Ordained Ministry is comprised of clergy and laity who have additional responsibilities in their local churches, other ministry settings, or in other endeavors and callings. The gifts of their time and service during this year of change and renewal have been exemplary.

Mike McKee, Chair mmckee@fumchurst.org

COMMITTEE ON THE EPISCOPACY

Bishop Lowry began the 2010 conference year with a formal self-assessment that confirmed his gift for leadership through change. Because changes had been requested by conference leaders when Bishop Lowry was elected, this year's self-assessment culminated in his collaboration with clergy and laity to set goals that would focus his leadership.

With an outside consultant's study of conference strengths and needs, the bishop

presented a call-to-action report in each district, and continued conversations at the district level throughout the year. In response, the Cabinet and the Conference Task Force on Realignment recommended organizational changes to strengthen the local church and provide new places for worship, spiritual growth, and service.

The year will be remembered for its challenging economy, increased funds required for pensions, and rise in apportionments. With financial struggles, it has been a year that required extraordinary clarity of vision and thorough communication with the local church. Our bishop has provided opportunities for dialog and guidance through a weekly blog that provided reflections of his spiritual journey and personal vision for the Church. In addition, his articles in the *Central Link* have given guidance and support through the many changes that call for increased commitment and discipleship.

The focus for Bishop Lowry's leadership remains missional, empowering the local church to make disciples of Jesus Christ for the transformation of the world.

Bliss Dodd, Chair bdodd829@gmail.com

COMMISSION ON EQUITABLE COMPENSATION AND CLERGY BENEFITS

Report No. 1

The commission has met as needed and has carried out its responsibilities of overseeing the Minimum Compensation program for the Annual Conference. Because of the changes in appointments from time to time which often changes the number of persons and the amount needed for supplements, it is extremely difficult to project the financial needs as far in advance as required.

The commission seeks to be responsible to the churches of the Annual Conference in not requesting more than is needed in Apportionments and at the same time provide adequately for the program. The commission is also very much aware of the financial constraints that produce the need for equitable compensation in some appointments. The commission is therefore willing to not only provide financial assistance, but also provide educational assistance to help all equitable compensation entities with the tools and help to rise above the minimum compensation levels for their clergy.

We are recommending that Equitable Compensation levels for all categories of supplements be increased by 1.04% for the 2012 Conference financial year. Additionally, we recommend that the 2012 budget for Equitable Compensation be $55,000.00 in Salary Compensation, $60,000 in the Moving Expense Fund and that the Committee's budget be $800.00 for Committee expenses.

The Equitable Compensation Commission of the Central Texas Conference will offer to participate with those churches receiving equitable compensation in obtaining workers' compensation insurance for lay and clergy employees through the Conference-wide insurance program, up to $250.00 per policy.

Report No. 2

Equitable Compensation Fund

There shall be a program of equitable compensation support in the Central Texas Conference under the management of the Commission on Equitable Compensation and Clergy Benefits. This program shall be patterned after ¶625 of the 2008 Discipline. Based on these guidelines, the following paragraphs shall compose the operating procedure for the Equitable Compensation Program.

1. A prerequisite for consideration of salary supplements from the Equitable Compensation Fund shall be the filing with the Commission of a written application (Form EQ1/2012) by the District Superintendent each January 1 or anytime an appointment change occurs in an Equitable Compensation appointment. The District Superintendent shall certify classification of the clergy and the salary (using Pastoral Compensation and Support Worksheet figures) set by the charge.
2. Salary grants shall be made for a calendar year with payments made monthly. In cases of appointment changes at or between the Annual Conference session, the District Superintendent shall file a written request with the Commission. Approved supplements shall then be paid on a pro-rata basis for the part of the year actually served.
3. Beginning January 2009, a church/charge is eligible to receive equitable compensation benefits for a maximum of three (3) years; a one year extension may be granted by the Cabinet if the charge exhibits progress and potential.
4. The following conditions must be met by the pastoral charge before it can become eligible for consideration to receive supplements from the Equitable Compensation Fund:
   a) The pastoral charge shall have conducted a stewardship campaign for the local budget of each of its churches during the previous calendar year. This shall be an every member campaign. The Commission will assist in such a campaign upon written request from the charge pastor or district superintendent.
   b) All apportioned items shall have been paid in full by the local church for the previous calendar year.
   c) The charge must have at least 100 members.

   In unusual situations the Commission on Equitable Compensation and Clergy Benefits may waive any or all of these conditions.

5. The Commission on Equitable Compensation and Clergy Benefits will pay any amount up to 1/4 of the minimum salary set by the Annual Conference for each applicant according to his/her ministerial classification. If any exception under paragraph 3 or 4 is sought, the request must be endorsed by a 2/3 vote of the Cabinet before it can be considered by the Commission.
6. Persons of the following ministerial relationships are eligible for consideration for salary supplements at the level indicated for 2012. Rates for adjustment will be considered annually by the commission, but no less than the same percentage increase as that computed for the District Superintendents. The increase for 2012 will be 1.04%. The amounts reflected include the pastor's support and compensation amounts according to the cabinet worksheet, exclusive of parsonage considerations or a housing allowance. In calculating equitable compensation payments, no more than 25% may be deducted from total compensation as a housing allowance (even if the housing allowance actually constitutes more than 25% of the total compensation). Exception to this rule may be made for missional considerations.

1 - 1 - 2012

a. Elder in Full Connection -- $37,834
b. Provisional member (1992 Disc.) or Provisional Elder (2000 Disc.)
1) Non-student -- $33,008
2) Student -- $30,504
c. Associate Member -- $33,008
d. Full-time Local Pastor -- $30,504

7. Pastors who are appointed to less than full-time service as addressed in the 2008 *Discipline*, (¶ 338.2) shall be eligible to receive salary supplements from the Equitable Salary Fund. The amount of salary supplement for which the pastor is eligible will be determined by the Cabinet's interpretation of time actually spent in serving the charge. For example, if the pastor is deemed as serving 1/4 of full time, his/her minimum salary eligibility would be 1/4 of the minimum of his/her conference relationship classification. The categories of 1/4, 1/2, and 3/4 will be followed in determining less than full-time eligibility for salary supplements from the Equitable Salary Fund.
8. Ministers who are not eligible for salary supplements are:
    a) Those whose appointment is other than pastor of a charge.
    b) Those classified as part-time local pastor.
    c) Retired ministers.
    d) No pastor shall be eligible to receive salary supplements from this fund who has been offered appointments with higher salary, but who persistently prefers for personal reasons to remain in a present appointment.
    e) Associate Pastors

9. The Commission is studying ways in which Equitable Salary funds may be used to supplement unusual situations beyond the Conference minimum scale to provide assistance for pastors who remain in churches for missional purposes at the request of the Cabinet. We continue in dialogue with the Cabinet about such a policy.

Report No. 3
Moving Expenses

I. **Eligibility**

A. Those elders in full connection, probationary members, commissioned ministers preparing for ordination as elders in full connection, associate members, or full time local pastors, who are appointed to a local church in the Central Texas Annual Conference, and other elders in full connection, probationary members, commissioned ministers preparing for ordination as elders in full connection, associate members, or full time local pastors for whom the Central Texas Annual Conference is the salary paying unit (such as District Superintendents, Conference Council Directors, Wesley Foundation Directors, etc.) shall be eligible to receive funds.

B. Retiring elders in full connection, associate members, and full-time local pastors shall be eligible to receive funds for one move into housing not already owned or supported by a local church after retirement, to a maximum amount of $2000. In circumstances in which a pastor, in one of the three relationships listed above, planning to retire moves prior to the retirement date, reimbursement for a move made within one year prior to the retirement date shall be made upon retirement, contingent upon the presentation of proper documentation.

C. If an elder in full connection, probationary member, commissioned minister preparing for ordination as elder in full connection, associate member, or full-time local pastor from another Conference is to be appointed to a local church in the Central Texas Annual Conference, the Central Texas Annual Conference will pay the cost of the move from the border of the Central Texas Conference, up to the maximum amount allowed.

D. Those elders in full connection, probationary members, commissioned ministers preparing for ordination as elders in full connection, and associate members, or full-time local pastors who go on Leave of Absence, or who surrender their credentials, either voluntarily or involuntarily, will not be eligible to receive any Central Texas Annual Conference moving funds, except in the case of those going on disability leave or the family of an elder in full connection, a probationary member, a commissioned minister preparing for ordination as elder in full connection, an associate member, or a full-time local pastor who dies while under appointment shall be eligible to receive funds for the initial move into housing not already owned or supported by a local church, up to the maximum amount allowed.

E. Those persons who change or move houses, but who do not change appointments, will not be eligible to receive any Central Texas Conference moving funds.

F. Those persons who change appointments, but who do not change houses, will not be eligible to receive any Central Texas Conference moving funds, with the exception of $250.00 for moving office materials.

G. If either or both clergy of a clergy couple living in one house change appointments, and move to one house, they will be eligible to receive funds for only the cost of the one move, up to the maximum amount allowable. If two houses are involved, at either the beginning point or ending point, they will be eligible to receive funds for both moves, each up to the maximum amount allowable.

H. In no case shall the Conference pay more than the eligible expenses noted in II. Moving Allowance.

II. **Moving Allowance**

Our Conference Moving Policy has two options: these options are (a) Self-Move and (b) Commercial Move. The total expense of a Self-Move will not exceed $1000 to the Conference, and the total expense of a Commercial Move will not exceed $1500 to the Conference.

1. Self-Move – The Self Move plan consists of the total receipts plus a maximum $300 bonus with the grand total compensation not to exceed $1000. Proper documentation of receipts for the cost of van rental, gasoline, and $2.00 per mile must be submitted to the Conference Secretary Treasurer before receiving reimbursement.

or

2. Commercial Move – Upon receiving a copy of the invoice from the commercial move by the Conference Secretary Treasurer, the Conference will pay a maximum of $1,500 of actual moving expense. The Commercial Move includes the cost of the movers and cost for boxes, tape and packaging material not to exceed the total of $1,500. The receiving charge will be responsible for up to $500.00 above the conference coverage. Any expense above that will be the responsibility of the pastor.

III. **Method of Payment**

1. Proper Moving Expense Vouchers shall be provided by the Central Texas Conference Secretary/Treasurer at the Annual "Start-Up Seminar".
2. The completed vouchers and required documentation shall be submitted to the office of the Central Texas Conference Secretary/Treasurer within sixty (60) days of the effective date of the appointment for repayment.
3. Should the local church incur any responsibility for moving expenses, copies of the same documentation must be provided prior to payment.

Exceptions

A. Exceptions to any of the above may be approved or denied by the Central Texas Conference Secretary/Treasurer in consultation with the previous and receiving District Superintendents.

B. Appeals of any decision by the Conference Secretary/Treasurer may be directed to the Commission on Equitable Compensation and Clergy Benefits. The Commission on Equitable Compensation and Clergy Benefits shall have final authority to interpret the moving policy and make decisions.

Report No. 4
Housing/Parsonage Standard

The church today demands the clergy to be not only a preacher, as was the early circuit rider, but a resident pastor and responsible citizen in the community. In order to meet these felt needs, and to call men and women to a dedicated ministry, the church must provide living conditions that will establish an adequate base from which to operate. It is the privilege and responsibility of the members of each congregation to provide the physical setting which will give the parsonage family the maximum comfort and convenience that the energies of the pastor may be more concentrated on his/her task and willing service in the Church of God. Because the parsonage, like the church building, reflects upon the congregation and the pastor, it should be in such condition that all concerned can be justifiably proud of it. Likewise, pastors should exercise the same diligence in caring for the parsonage as they would if it were their own property; mindful that they are stewards for those who will live in the parsonage after them.

The following Parsonage Standards were put in place and approved at the 1973 Central Texas Annual Conference and have appeared in our Journals since that time. Therefore, parsonages built or purchased prior to December 31, 1973 may not meet all of the recommendations in Sections I and II, but are subject to requirements in Sections III – V. Parsonages built or purchased after January 1, 1974 are subject to all recommendations and requirements listed in Sections I – V.

Parsonage Standards for Central Texas Conference can be found in Section XII Policies and Procedures (page 335):

Report No. 5
Vacation Policy

United Methodist ministers are in a unique position in their role as pastors of a local church. Their membership and relationship is primarily to the Annual Conference as they serve under the appointment of the Bishop. At the same time their salary-paying unit is the local church. They are called to accountability for

effective ministry both by the Bishop through the appointive system and by the local church through the Pastor-Parish Relations (PPR) Committee. In vacation policy and similar matters it should be remembered by all that a pastor is not the employee of the local church. On the other hand, the Discipline (2008) ¶258.2 gives to the PPR Committee a consultative role in such matters.

Conference Relationship	Time of Service	Vacation Time
Provisional Members serving student appointments, Full Time Local pastors in process of four-week Course of Study	Minimum six months (after consultation with district superintendent and PPR Committee)	Two Weeks Paid
Full Time Local Pastors who have completed Course of Study, Associate Members, Provisional Members serving full time appointments, and Full Conference members	Less than five years	Two Weeks Paid
	5-9 years	Three Weeks Paic
	10 or more years	Four Weeks Paid

NOTE: Years of service refer to years under appointment in an Annual Conference, not to years of service in the local church to which a pastor is appointed.

NOTE: In addition to the above guidelines, the PPR Committee should be sensitive to a pastor's need for time off from the pastor's duties, and should encourage the pastor to take regular days off each week.

NOTE: Our Book of Discipline states that, "a clergy member's continuing education and spiritual growth program should include such leaves at least one week each year and at least one month during one year of every quadrennium. Such leaves shall not be considered as part of the minister's vacations and shall be planned in consultation with their charges and other agencies to which they are appointed as well as the bishop, district superintendent, and annual conference continuing education committee." ¶351.2 BOD

Laraine Waughtal, Chair revlaraine@yahoo.com

HOMES FOR RETIRED MINISTERS

It is a tremendous privilege to be a part of the Homes for Retired Ministers (HRM) program of the Central Texas Conference. In 1906 the Conference began to accept the gift of homes to house its retired ministers and/or their widows who could not provide a home of their own. Since then, there have been as many as 38 retirement homes at one time. Hundreds of retired ministers and their spouses have been residents in the homes. Over the years, salary and retirement benefits for our clergy have improved and the majority of retiring clergy are able to provide housing on their own. As this trend continues the need for homes decreases.

It is the policy of the HRM Board of Trustees to sell homes as they become vacant and hold the funds in reserve to purchase a home as the need arises. If you know of a retired clergy or surviving spouse that might be in need, please have them contact me.

This year, Homes for Retired Ministers sold 2 homes and we are now down to 3 homes in our ministry as of April 6, 2011. All 3 homes have residents. Thank you for your faithful support of this wonderful ministry of our Conference. Houses and their residents are as follows:

Homes and Their Residents		
Burleson	1009 Stockton	Rev. & Mrs. Ellis Holden
Temple	2121 Buckskin	Mrs. Novelete Pitts
Temple	4305 Cactus	Mrs. Dorothy Lightfoot

Articles of Incorporation and Bylaws can be found on pages 152-3 in the 2004 Journal.

Tracy Dean, Superintendent, tracy@ctcumc.org

BOARD OF LAITY

The Board of Laity provides coordination and support services for United Methodist Women, United Methodist Men, Student Leadership Teams, Lay Speaking Ministries and Lay Leaders. The mission is to enhance our effectiveness as partners in ministry to make disciples of Jesus Christ for the transformation of the world. In continued promotion of this mission the following activities were held: the combined Clergy and Laity Memorial Service, the "Partners In Ministry" luncheon, training for new Lay Members of Annual Conference, training for Lay Leaders throughout the conference, Laity Sunday celebrations in local churches and lay speaking training.

In August 2010 the Board of Laity and Mission Ministries sponsored training for select clergy and laity to be facilitators for *Partners In Ministry*. Carol Loeb, from the Southwest Texas Conference, and Bishop Lowry led the training. *Partners In Ministry* is a workshop giving lay and clergy the opportunity to develop the skills necessary to work effectively as a team and is available to churches in the Central Texas Conference. Please contact Dr. Georgia Adamson if your church is interested.

In keeping with one of the Board of Laity's goals of leadership development, Bishop Lowry presented an overview of the *Call to Action Steering Team Report* at the fall 2010 meeting. At the spring 2011 meeting Steve McIver highlighted aspects of the *Imagine No Malaria* campaign, the *Financial Leadership Forum,* the *Congregational Ministry Plan* and the *Exodus Project.* He also presented the "*Witnesses All" Statement of Purpose* (printed below) as adopted by the

Association of Annual Conference Lay Leaders at their meeting in February 2011.

Educational opportunities and projects for nurture outreach and witness continue to be accomplished through the extraordinary commitment of the Student Leadership Team, United Methodist Women, United Methodist Men, Lay Speaking Ministries and many United Methodist laity.

Steve McIver, Conference Lay Leader smciver635@aol.com

MORRIS WALKER SCHOLARSHIP AWARD

Year	Lay	Clergy
1975	J. N. Patterson	Richard W. Jenkins
1976	Joe Weaver	Bob Briles
1977	W.E. Dunn	J.D. Phillips
1978	Forrest Markward	Uriah Stegman, Jr.
1979	C.A. Shine	Jim Chandler
1980	Charlene Parks	Clyde E. Zellers, Jr.
1981	J.L. LaGrone	Bob Bowling
1982	Warren Green	Reed C. Justus
1983	Nancy Brown and David Harkrider	A.L. Cronk
1984	None	None
1985	None	None
1986	LaFron Thompson	Verne Fuqua
1987	Ross Senter	Richard G. Penna
1988	James R. Emanuel	Louis Shambeck
1989	Ron Worley	Jerden Davis
1990	Arch Coleman	Tim Walker
1991	Odessa Weir	Ben Disney and Gary Kindle
1992	E. Dale Herring	Georgia Adamson
1993	Sandi Walter	Robert E. Messer
1994	Elizabeth Lavender	Stephen Ramsdell
1995	Dr. Douglas Benold and Lillie Payne	Ken Diehm
1996	Leroy Chism	Ann Hitt
1997	Grant Jacobs	John E. McKellar
1998	Mildred Townsend	Stephen Schmidt
1999	George Brightwell	Jerry Chism
2000	Michael Springer	Thomas Childs
2001	Pearl Carpenter	John Robbins
2002	Tom Harkrider	Marie Helm
2003	Edna Davis	Tom Robbins
2004	Martha Harris and Bob Bull	Quinton Gibson
2005	Steve McIver	Brenda Weir
2006	Dr. Sandra Oliver	Brian Young
2007	Troy Chapman	Raul Gutierrez

2008	Jack Teddlie	Hubert Austin
2009	Diane Griffin	Mary Gean Cope
2010	Reece McIver	Page Hines
2011	Hiram Smith	Mike Ramsdell

Morris DeLaney Walker
1909-1972

The Morris Walker award was established to recognize Morris DeLaney Walker's distinguished and exemplary service to The United Methodist Church as a conference lay leader. He was outstanding in how he filled his duties, but he also set a high standard of service that reflected throughout the conference. Morris once said his parents had taught him to "tithe my abilities and time as well as my income for the benefit of the church. I have found the opportunity of being some small service to the church most gratifying."

Walker's jovial and delightful personality assisted in his role of encourager to the members with whom he worked. He met life with twinkling eyes and a mischievous grin. Even today, those who knew him still tell of their adventures with him.

Walker served as president of the District Board of Missions and president of the Protestant Men's Council of Tarrant County. He was one of the initial 24 directors of the Metropolitan Board of Missions and one of its three incorporators. He was a member of Meadowbrook [United] Methodist Church from the time of his youth, later serving as lay leader, district lay leader for the church's Fort Worth East District, and Conference lay leader.

During the early 1960s, while carrying a full work load and serving in so many positions in the Central Texas Conference and beyond, he rarely missed Monday night visitation meetings in his church. His beyond-the-local-church activities did not keep him from being an exemplary witness in his local church.

In 1963 Walker represented the Methodist Church in Denmark through a United Nations cultural and spiritual exchange for a six-week period. He was Methodist representative to the United Nations Conference where he met Bishop Tutu.

He excelled in his professional and community life. He worked for Mrs. Baird's Bakery for 42 years, holding the highest position of a non-Baird family employee. He spent as much time in church work as in his job and the Bakery supported it. He was a faithful disciple of Christ whose work was an example for all who knew him.

"WITNESSES ALL"

Statement of Purpose

A. We as laity will witness together as we are able at Annual, Jurisdictional, and General Conferences in support of core Christian values and Wesleyan concepts of personal and social holiness. As followers of Jesus Christ, we are committed to the church's mission of making disciples of Jesus Christ for the transformation of the world. As heirs of the Wesleyan legacy, we are committed to holding this body of United Methodist believers together under the umbrella of Wesleyan scriptural and doctrinal beliefs.

B. We believe that:
   * We are most effective in our witness when we devote our energies to that which propels the United Methodist movement forward in spite of the tensions that threaten it.
   * "Essential" Christian core beliefs are the only test of our fellowship as United Methodists, not the divisive issues of the current day.
   * This Church must thrive, be vital, and consolidate its strengths, and thus, we are obligated to act together to ensure its future.
   * We need a reformation, not a splintering.

C. Together we must insure that the UMC:
   * Focuses on our mission of making disciples of Jesus Christ for the transformation of the world;
   * Emphasizes the vitality of local congregations:
   * Identifies, develops, supports, and holds accountable principled lay and clergy leaders;
   * Reaches younger people, and more people, with the Gospel message; and,
   * Again becomes a movement with the same Spiritual power as in Wesley's time.

November 23, 2010

LAY SPEAKING MINISTRIES

The Ministry of the Laity is All of God's People in All Places and in All Times, are called to Love and to Serve. God calls each and every one of us to a life of servanthood as a disciple of Jesus Christ. Lay speakers have answered this call and are leading, caring, and communicating God's love to a broken world.

Leading, Caring, and Communicating: these words characterize what lay speakers do in ministry as The United Methodist Church engages the world today.

LEADING: Lay speakers combine words and actions in leadership roles within their churches and communities.

CARING: As lay speakers combine words with deeds, they find ways to care for others.

COMMUNICATING: Both the Bible and Christian experience point to the importance of proclaiming God's transforming love for a broken world. Lay speakers may fill pulpits, lead Bible studies, and speak in youth and children's groups, healthcare centers, retirement centers, prison ministries, and more. We are limited only by our imagination. A ministry can be created anywhere.

Lay Speaking Ministries provides training opportunities and experiences to equip disciples of Jesus Christ to realize and respond to their personal call to ministry. Since each disciple is 'gifted' with one or more spiritual gifts, Lay Speaking Ministries strives to help disciples become aware of their particular gift or gifts by offering educational events to enhance and develop the skill level necessary for the full fruition of these gifts. It is an excellent vehicle for servant ministry skill development and has aided thousands of church members to be better servants of Jesus Christ, to become stronger leaders in their churches and their communities.

Melissa Osborne, Conference Director, oz2@txol.net

UNITED METHODIST WOMEN

Seeking Peace in the Midst of Change –

The women of the Central Texas Conference are women in mission! United Methodist Women are working to fulfill our Purpose which includes the support of mission, especially ministries directed toward women, children, and youth. This year United Methodist Women are "Seeking Peace in the Midst of Change" as we continue our mission and education efforts throughout the conference and beyond.

A Realignment Task Force chaired by Dr. Edie Jones is reorganizing the UMW units into the new five districts and we will celebrate the new structure at our Annual Autumn Gathering on October 1.

The CTC United Methodist Women will change to the new district structure on January 1, 2012.

We are continuing an every church visitation program. The visits during the past year have been a blessing. It is always exciting to see the wonderful spirit of the local women and have the opportunity to make new friends in Christ. The conference mission team and district teams will continue to make visits throughout this quadrenium.

This year began with the UMW Legislative Event in Austin January 24-26. Women from our conference joined some 150 other United Methodist Women from across Texas. Our Central Texas Conference voted to address 4 priorities this year. They are:

The Health of God's Children:

1) Increase access to healthy foods and physical activity.
2) Increase the availability of wellness and preventive health programs, such as programs to address obesity.
3) Improve Texas CHIP and Medicaid programs for children
4) Make quality health insurance more affordable.

The Creation:

1) Promote Alternative Energy Sources.
2) Clean Texas air.
3) Improve energy efficiency.

Securing Abundance:

Provide a stable revenue system to ensure equitable and adequate funding for education and social services.

Welcoming the Stranger:

1) Identify and work to resolve institutional racism.
2) Support compassionate, comprehensive immigration reform in the United States.

On March 4 & 5 the CTC UMW Spiritual Growth Retreat, Light, Life, Love: Finding Wholeness in God's Presence was held at Lakeview Camp. This was our biggest turnout ever with over 150 women in attendance. Our leaders were Rev. Rhonda Troll and Marge Sackett.

The UMW Luncheon is being planned for Tuesday, June 7, at the Brazos Room in the Waco Convention Center with the help of the women of the Waco and Temple Districts as well as those from around the conference. We look forward to sharing our mission story and a meal with the new and old friends we meet at Annual Conference. The focus of the event will be ending domestic abuse, a priority shared with the United Methodist Men for 2011. All of the UMM have been invited to join us at this year's luncheon.

In addition to the UMW Luncheon at annual conference this year the UMW are having an Ubuntu Day. Ubuntu means "because you are human, I am human". From 2:00-5:00 p.m. we will go to several mission agencies to learn about their ministry and give them some "hands on" help. Laura Edwards Early Learning Center will be our first stop.

Cooperative School of Christian Mission is the best kept secret in the Central Texas Conference. We hope you will join us for at least one of the three events planned for August 1-7: An Evening Class and Weekday School at Fort Worth FUMC, and the Weekend School at Glen Lake Camp. The studies are - Coming

Out on the Side of Grace: Forgiveness & Reconciliation, Haiti, Joy to the World: Mission in the Age of Global Christianity.

Last year's Annual Autumn Gathering at Acton UMC was a wonderful blessing living out our theme of Faith, Hope, Love in Action. We started the day with a Walk for Mission and were then joined by our Jurisdiction President Ilda Vasquez and Director of Texas Impact Bee Moorehead.
On October 16 Julia Tullock from the Women's Division led our District Leadership Training Event at Hillsboro FUMC. She led us in Bible Study and gave us ideas on how to strengthen ourselves as leaders and share the good news about UMW with others.

We continue our support for the only national mission in the Central Texas Conference, United Community Centers of Fort Worth. All the districts support the Centers through donations and gifts. In December we celebrated the Second Annual UCC Teen Christmas party sponsored by the CTC UMW. We celebrated with approximately 60 teens from the three centers at the new Poly Tech Center. A great time was had by all.

This coming October 1 we are planning to meet at Brownwood FUMC with Bishop Mike Lowry was our keynote speaker. The bishop will also install the new district officers and conference officers as well as lead a focus group.

This has been a year of wonderful opportunities and blessings. I thank the Conference Mission Team, all the district and local officers, and every woman in every unit for all they have done to make this year very special. For those who have come before, those who are working with us now, and those who are preparing to take up the mantle in the future, I give thanks

Cynthia Rives, President cynrives@yahoo.com

UNITED METHODIST MEN

The year 2010-11 has been a very challenging year for United Methodist Men conference events. This is not an indicator that we have not been active as there are many men who are very active in their local congregations. They are leading small groups, doing mission work, working with youth, leading Scouting groups and filling other leadership roles. Some of our groups are having local/district retreats, such as New World in Arlington where Bishop Lowry was one of the speakers and a gathering at White's Chapel featuring Coach Brad McKoy as the featured speaker. Local events seem to attract more participants.

We have several men who have heard the call to step up to leadership roles in our conference, Joseph Silvas from St. Paul in Hurst has completed the requirements to become a Men's Ministry Specialist and was recently commissioned in Nashville. This gives us two Men's Ministry Specialists for our conference and 26 nationally.

We also now have two new Scouting Ministry Specialist, John Burks from First Colleyville and John Hammond from First Hurst. In addition, John Burks has agreed to become Our Conference Scouting Coordinator, a position that has not been filled for a number of years.

We continue to struggle in getting Men's groups to Charter or re-charter their group, this is one of the primary sources of funds for the Men's General Commission. We only have 39 churches chartered out of the 300 plus churches in our conference.

Going forward we continue to focus on:

Development of Principled Christian Leaders;
Create new places for Men to continue to grow and mature in faith, word, and deed;
Ministry with the poor;
Global health

Our hope and prayer is that you will get involved with us at your local church.

Joe Boatman, President jeboat@flash.net

LYDIA PATTERSON INSTITUTE

PO Box 11, El Paso, TX 79940
915/533-8286

It is my privilege to submit this report to you and to bring greetings and a word of appreciation for the support, prayers, and commitment to the ministry of Lydia Patterson Institute.

Life on the border becomes more difficult by the moment. The life of Lydia Patterson has become more than a place where students receive a strong education and leaders are formed. Today, Lydia Patterson is also a safe haven for students crossing the border looking for safety from the violence and unrest that plagues the city of Juarez, Mexico.

Although we have been able to maintain our enrollment in the past two years, we have seen a decline from the past years. The reason is obvious. Parents have lost their jobs; consequently, we have had to provide more scholarships than ever before. Parents who might have had a small business or a taco stand or a modest way of making a living have had to close down due to the threats of the mob that they either pay them or pay with their lives. People, women and children, are being murdered daily. Over 4,000 lives were lost last year as the result of the violence and many more went unreported. Students at Lydia Patterson have been directly affected. Many have lost parents or other members of their families. We have buried several former students and comforted many victims of kidnappings.

In 1913, Lydia Patterson opened its doors for the first time to minister to the young children of families crossing the border and fleeing from a revolution in Mexico. Families were looking for a safe place for their children and escaping the unrest in our neighboring country. Mrs. Lydia Patterson recognized the need for ministry to these displaced children and began her work in this impoverished neighborhood in El Paso. Almost 100 years later, Lydia Patterson is, again, serving as a refuge to young children escaping the threat of violence and bloodshed that they are exposed to daily. Many of our students make a two hour trip from their homes to Lydia Patterson daily by riding two or more buses from their homes to downtown Juarez. They then cross the international bridge on foot and walk the eight blocks to Lydia Patterson. One student, when asked about her sentiments as she made this daily trip, stated that she was in fear. She prayed and said that when she set foot on the American side, she could breathe easily again. Another student, as he was being interviewed by a local TV channel for a special on the work of Lydia Patterson, talked about his fears as well. He talked about the emptiness during the holidays as they mourned the loss of family members who had lost their lives to the violence. He also stated that he prayed a lot and then smiled and said that he still had hopes.

In the midst of all, Lydia Patterson is more committed than ever to bringing hope to its students. It continues to equip the students with that which can remove them from such a hostile environment...a good education. The spiritual life on our campus strengthens their hope for a future free of threats and injustice. Through our Student Lay Ministry Program, we continue to form leaders for the church. Students are serving in internships in local United Methodist Churches throughout the country. Students are graduating from seminary and others are making their way to a life in ministry. In spite of all the challenges, in the last two years, 100% of our graduating seniors have gone on to college. Lydia Patterson Institute, its administrators, faculty and staff, strongly believe that the fate of its students lies in the heart of our ministry.

I invite you to visit our new web page and learn about how you are already a part of this ministry by virtue of your relationship to your church, conference, and the jurisdiction. I encourage you to visit our campus in El Paso and personally experience the life of ministry with direct interaction with our students. We welcome work teams, mission groups, agency meetings, and personal visits. In as much as Juarez, Mexico, is a very dangerous city today, by national standards, El Paso is the safest city of its size to live in. We hope to see you here soon, and please keep our students in your daily prayers.

Respectfully,
Socorro Brito de Anda, President

MOUNT SEQUOYAH RETREAT AND CONFERENCE CENTER

150 NW Skyline Drive, Fayetteville, AR 72701
Toll Free: 1-800-760-8126 Office: 479-443-4531 Fax: 479-443-4569
Web page: www.mountsequoyah.org

What was accomplished and celebrated at Mount Sequoyah in 2010?
Fresh look for the campus accomplished by rebuilding the roadbeds and walking paths

Friends of the Mountain giving program resulting in increased private donations and new donors

Fantastic redo of the website. We are truly a click away... www.mountsequoyah.org

It has been quite a year... the toughest economically challenging year in the past six years. We have experienced facility use decrease of 26% from projected budget expectations, and 18% less facility income than in 2009. God continues to bless the ministries of Mount Sequoyah. Facility revenue expectations have improved for 2011.

What is occurring in 2011 and 2012?

- New Church Leadership Institute (NCLI)
- New Church Pastor Assessment Boot Camp, Senior Track & Basic Track
- Epworth League Institute
- Small Church Leadership Institute
- Military Kids Operation
- Intergenerational Ministry Summit
- SCJ Parish Nursing
- iGo Green Famcation: Caring for Creation Event
- Interim Ministers Training
- UM Studies School
- SCJ Disaster Response Academy
- Older Adult Ministry
- Addiction Response: Focusing on older adult prescription abuse and gambling

Where do you, your congregation, your district, your conference, and your jurisdiction fit into this ministry?
Mount Sequoyah continues to be a place of tranquility above the city and visioning for the United Methodist Church and others. It is a place to inspire

minds, claim callings, and renew spirits while training leadership in coaching skills and other proven ways to effectively meet leadership challenges. We offer learning methods to motivate and inspire congregations to be better disciples, offer spiritual direction, and share best practices from across the South Central Jurisdiction.

Would you please help us?

Help us COMMUNICATE THE MANY TRAINING SESSIONS, EVENTS, and PROGRAMS CREATED FOR YOU AND OTHERS.

Your 3 easy steps:

1. Website
2. Contact page
3. Link to communication distribution list (in blue)

OR call us 800-760-8126 and we will help you. (If you have read full report to here, please call for a free overnight stay.)

Dr. John and Sheri Altland, Executive Team mail@mountsequoyah.org

BOARD OF PENSIONS AND HEALTH BENEFITS

The amounts shown below are a summary of the funds sent to our accounts at the General Board of Pension and Health Benefits and the payments made to the General Board for Pension and Comprehensive Protection Plan benefits:

Amounts received from 2010 Apportionment (Conf. Claimants)	$656,545
Amount used from accumulated interest earned at GBPHB	$18,455
Obligatory payment to GBPHB Pre-82 funding	$675,000
CPP Paid from Deposit Account	$0
Received in Apportionments (Conf. Claimants)	$525,141
Paid from Earnings in Deposit Account	$0

Deposit Account

This account is our basic "draft" account at GBOP where we deposit apportionment monies for the Pre-82 Pension Program and the Comprehensive Protection Program. The General Board then drafts from this account to pay our obligations as they become due. The balance represents accumulated earnings from across the years, and is unencumbered except for what is needed for cash flow purposes. This account is invested in the Short-term Investment Fund. The board authorized a transfer of $600,000 to fund a cash-flow reserve for the HealthFlex account January 2004, $300,000 of which has been repaid.

Balance 1-1-10

2010 Deposits (including interest)	$1,635,356
CPP Premium Holiday Offset	$552,483
Apportioned Settlements and Debits	($2,485,580)
Ending Balance 12-31-10	$1,587,970

On deposit in this account are the funds received from the 2010 C.P.P. apportioned component of Conference Claimants. The GBOPHB is allowing every Conference a three (3) year C.P.P. premium payment holiday. This is due to the drastic economic downturn of 2008 and early 2009. As shared at the 2010 Conference session, we do have a 2011 one-time payment to make to undergird MPP annuities. By action of GBOPHB, we are allowed to use these deposited funds for that purpose. Also shared at the 2010 Conference session, other C.P.P. funds received allows a reserve to be constituted.

Conference Superannuate Fund

This fund originated as a result of the merger of the Methodist Episcopal and Methodist Episcopal South Conferences. The principal amount of this fund ($63,986) must remain intact; however, the past and future earnings may be used based upon the conference's wishes. A portion of this is owed to the Deposit account to repay funding the self-funded death benefit.

Balance 1-1-10	$786,315
Earnings (Loss) on investments	$114,795
Ending Balance 12-31-10	$901,110

Conference Endowment and Trust Funds (Capital Funds Campaign)

This fund represents the amounts collected from our 1986/87 capital funds campaign ($996,112). Included in the beginning balance is interest, which has been earned since funds have been placed on deposit. These funds are dedicated for funding our Pre-82 unfunded liability.

Balance 1-1-10	$1,331,391
Deposit	$255,000
Earnings (Loss) on investments	$2,537
Ending Balance 12-31-10	$1,588,928

Conference Health Benefits Account

This is our basic "draft" account at General Board of Pensions where we deposit apportionment monies for Conference Health-Flex active plan and transfer monies from the Retiree Health Benefits account to pay our obligations as they come due. $300,000 of this account is owed to the Deposit Account.

Opening Balance 1-1-10	$1,282,551
Deposits	$4,856,337
Interest	$2,180
Adjustment Credit	$453,216
Debits	($5,152,133)
Ending Balance 12-31-10	$1,442,151

Retiree Health Benefits Account

This is our basic deposit account for Retiree Health insurance apportioned funds from which we transfer monies to the Conference Health Benefits Account to pay our obligations as they come due.

Opening Balance 1-1-10	$60,000
Deposit	$259,912
Adjustment Credit	$348,380
Interest	$214
Debit	($501,595)
Ending Balance 12-31-10	$166,911

CRSP Deposit Account

This is the basic deposit account for the defined benefit component of the Clergy Retirement Security Program. On December 31 of each year the required dollar amount to fund this component is transferred into the Retirement Program administered by the GBOPHB.

Balance 1-1-10	$1,990,096
Deposits	$2,010,280
Interest	$1,521
Adjustment debit	($3,677,285)
Ending Balance 12-31-10	$324,612

Report No. 2
PRE-82 PENSION FUNDING PLAN

The 2000 General Conference mandated that every conference have in place a funding plan to insure that monies will be in place no later than the year 2021 to cover any unfunded liability for those pastors with pre-82 years of service. Below you will find the proposed funding plan for the Central Texas Conference. The funding plan as of January 1, 2011 is summarized below:

--Supplement One Liability Assuming A PSR $627.00	($27,934,190)
Current Plan Funding	$22,512,549
Funded Status	($5,421,641)

(These numbers were projected from the 2011 actuarial valuation as of January 1, 2009 using 7% interest at 3% PSR increases. While the CAC in past years has increased approximately 4%, we do not expect that trend to continue. We anticipate increases closer to 2%-3%. We intend to keep the PSR at .9% of the CAC.)

--Additional Plan Assets: Capital Campaign Account GBOPHB	$1,588,928

Note: These numbers do reflect the massive financial challenges that occurred during 2008 as the stock market collapsed. It appeared as though we would reach our goal of 120% funding by 2016; but, market losses took its toll. Our Pre-82 funded status fell from 106% to 81%. Your Conference Board of Pensions is in consultation with the General Board of Pension and Health Benefits as we assess the current and future financial needs to insure the stability of the Pre-82 Plan. We know there will be rising costs due to various factors: 1) increases in Past Service Rates, 2) greater numbers of Retirees, 3) variables in interest rates, 4) recouping monies lost in the market downturn.

Therefore, we request that the Conference Claimant Apportionment be set at $850,000. This is a $50,000 increase from 2011. We must be prepared for further increases in coming years until the plan is secure and we can limit the volatility of the market effects.

General Board of Pension and Health Benefits
of The United Methodist Church

Caring For Those Who Serve
1901 Chestnut Avenue
Glenview, Illinois 60025-1604
847-869-4550
www.gbophb.org

March 3, 2011

VIA E-MAIL
Rev. Harvey Ozmer
464 Bailey Avenue
Fort Worth, TX 76107-2153

RE: 2011 Funding Plan for the Central Texas Conference

Dear Rev. Ozmer:

Attached is a copy of the funding plan for 2011 submitted for the portion of Supplement One to the Clergy Retirement Security Program attributable to the Central Texas Conference.

The total liability as of January 1, 2009, for 2011 is $27,934,190 based on the following key actuarial assumptions:

- 7.0% interest
- RP-2000 mortality table
- Past service Rate (PSR) of $627 and
- 3% average increase in the Past Service Rate

In the opinion of The General Board of Pension and Health Benefits of The United Methodist Church, the attached funding plan meets the funding requirements of Paragraph 1506.8 of *The Book of Discipline of The United Methodist Church 2008*. This opinion applies only to the attached funding plan.

Sincerely,

Jeanne Featherstone
Actuarial Services Department

cc: Paula Whitbeck, General Board of Pension and Health Benefits

Enclosure

Report No. 3
PENSIONS:

1. In accordance with Conference action, which requires that the Past Service Rate (PSR) be at least 9/10 of 1% of the Conference Average Compensation (CAC for 2012 this is $69,278), for those clergy with pre-1982 service years who qualify for annuity, the Conference Board of Pensions recommends that the PSR for 2012 be $640. This meets the minimum requirement.

2. Based on our Funding Plan, we request the following amounts be apportioned to our churches in 2012:

    a) Conference Claimants requirement (Pre-82 funding) $850,000
    b) CPP – to be Direct Billed
    c) Total 2012 Request $850,000
    d) In the case of Family Leave or Leave of Absence appointed after January 1, 2004, the board recommends that the conference make CPP contributions of 3% of the Denominational Average for Full Members, Associate Members, and Probationary Members for the period of one year.

Report No. 4
Clergy Retirement Security Program (CRSP)

On January 1, 2007, the Clergy Retirement Security Program (CRSP) became effective as the new Pension program for all eligible United Methodist Clergy.

CRSP offers a two component benefit design:

a) Defined Benefit – promises a specific dollar amount at retirement regardless of market conditions or investment performance. The amount is based on a formula that specifies a monthly retirement benefit to eligible clergy for the remainder of their lives.
b) Core Defined Contribution – promises a defined amount that is deposited into an active clergyperson's account with monthly deposits. This benefit distributed at retirement is the accumulated amount plus earnings (losses) in the individual's account.

The 2012 financial obligation C.R.S.P. requires of the Central Texas Conference is:

a) Core Defined Contribution – 3% of each eligible clergyperson's plan compensation.
b) Core Defined Benefit - $1,909,460

2012 Funding Plan:

The cost of participation in C.R.S.P. will continue to be direct billed to the local church for the two core components (Defined Benefit and Defined Contribution).

a) Defined Contribution – 3% of participant plan compensation
b) Defined Benefit – Full-time Clergy - $7,300
¾ time Clergy - $5,475

½ time Clergy - $3,650
¼ time Clergy - $1,825

Report No. 5

This report is a reminder that five (5) months of the Active Health Insurance Program will be apportioned in 2012 and seven (7) months beginning June 1, 2012 be direct billed to the local church/conference sponsored agency. The direct billed amount will include the total premium of which the church/agency pays ½ and the participant pays ½. If the local church/agency so chooses, it may pay the clergy share as a benefit.

The Active Health Insurance Program be removed as an apportionment as of January 1, 2013 and will be direct billed to the local church/conference sponsored agency. The direct billed amount will include the total premium of which the church/agency pays ½ and the participant pays ½. If the local church/agency so chooses, it may pay the clergy share as a benefit.

Report No. 6

The board recommends that it continue to actively pursue the issue of pension arrearage utilizing a very fair but stringent examination of each situation to determine what steps need to be taken to assure the integrity of the affected minister's future pension benefits.

The board recommends the following procedure for dealing with current and future pension contributions:
Letters will be sent to the following lay leaders of the churches involved: Administrative Board/Council Chair, Pastor/Staff Relations Committee Chair, Finance Committee Chair, and Treasurer. The pastor and the district superintendent will also receive the letter. The letter will emphasize the importance of this issue and urge them to bring their contributions current by sending their check to Central Texas Conference, 464 Bailey Avenue, Fort Worth, TX 76107.
Each church which does not meet its obligation will report this fact to its Charge Conference and give an explanation. The district superintendent will keep a record of this action. As of December 31, 2010, we have eight (8) churches in arrears for a total amount of $58,987.

Report No. 7
COMPREHENSIVE PROTECTION PLAN (CPP)
DEATH BENEFIT AMOUNTS FOR THE PLAN YEAR 2012

The following generally describes the death benefit amounts payable under the terms and conditions of the CPP to eligible participants and their beneficiaries. If you are not sure of your eligibility to receive these benefits, please call the General Board of Pension and Health Benefits at 800-851-2201.

In the event that there is a discrepancy between the information printed in this Journal and the CPP Plan Document, the plan document always governs.

	2011	2012
Active Participant Death Benefits:	$50,000	$50,000
Retired Participant Death Benefits: (30% of DAC)	$18,515	$18,834
Spouse Death Benefit: (20% of DAC)	$12,343	$12,556
Surviving Spouse Death Benefit: (15% of DAC)	$9,257	$9,417
Surviving Child Annual Benefit: (10% of DAC)	$6,172	$6,278
Child Death Benefit: (10% of DAC)	$6,172	$6,278

The Conference Board of Pension recommends that every person update their Designation of Beneficiary form at least every five years, or upon a change of appointment for active clergypersons, or upon any life changing event (marriage, death of a spouse, divorce, etc.)

Report No. 8
CONFERENCE GROUP HEALTH INSURANCE PROGRAM

We are now in our eighth year of providing medical and pharmacy benefits through HealthFlex and we continue to be very satisfied with the program. There was no change in our EPO and PPO plan structures from 2010 to 2011. It is important to note that, while there will be no change in our health plan in 2012, we do anticipate plan changes in 2013 due to future changes in plans offered by HealthFlex.

Our health insurance plan will continue to be a mandatory program administered according to the HealthFlex rules for mandatory conference programs. Those for whom the program is mandatory are Elders, Provisional Elders, Associate Members, and Full-time Local Pastors appointed to local churches in the Conference, as well as those for whom the Conference is the Plan sponsor for the Pension program such as District Superintendents, Conference staff appointees, and Campus Ministers. In addition Elders appointed at least one-half time and Student Local Pastors will be included. Deacons serving at least one-half time are eligible for coverage at the Salary-Paying Unit (local church) level under a Sub-Adoption Agreement, but are not mandated. Not included in the plan (and thus not allowed insurance through the Conference) will be Elders serving less than one-half time, Ministers of Other Denominations, those appointed to extension ministries other than those named above, and Part-time Local Pastors. The Conference Board of Pensions reserves the right each year to choose the optional categories of appointments to be selected to best serve the needs of the Conference. Where a clergyperson in a mandatory category chooses to waive the program, the church served by that clergyperson will be assessed a minimum contribution equal to the single clergy PPO rate for the year, which is the default plan for the Conference, to be paid monthly. This is to insure

the stability of the program so it will be in place for other clergy who will serve that church. We further recommend that churches begin to think of health insurance coverage as a benefit provided to a pastor rather than as a part of that pastor's salary, and we encourage them to make it a separate item in their budget apart from salary considerations.

Lay employees, normally scheduled to work 30 hours or more per week, may be eligible for coverage at the Salary-Paying Unit (local church) level under a Sub-Adoption Agreement if Risk Pool requirements are met. The Risk Pool Rules apply to lay employees on an employer-by-employer basis. Surviving spouses and dependents of covered lay employees deceased on or after January 1, 2009 are eligible for coverage as long as they are a covered participant at the time of death and will be responsible for the entire premium. A new spouse acquired by a surviving spouse is not eligible for benefits through the Conference.

Claims experience was better than expected in 2010 so we will not experience an increase in premiums in 2012. The following are the preliminary premium rates for 2012 from HealthFlex.

HEALTHFLEX PREMIUMS FOR 2011 AND 2012
(2012 Premiums are not yet guaranteed and are subject to change.)
Premiums shown are monthly.

Category	2011 PPO A500 RX FX2	2011 EPO B RX FX2	2012 PPO A500 RX FX2 Jan – May	2012 EPO B RX FX2 Jan - May	2012 PPO A500 RX FX2 Jun – Dec	201 EPO RX F Jun -
Lay Single Coverage	$826	$660	$826	$660	$826	$66
Lay Family Coverage	$2,132	$1,824	$2,132	$1,824	$2,132	$1,8
Eligible Clergy/Deacon Single Coverage	$413	$330	$413	$330	$826	$66
Eligible Clergy/Deacon Family Coverage	$1,066	$912	$1,066	$912	$2,132	$1,8
Pre-65 Clergy Retirees (retired after 6/1/02)						
Single Coverage	$716	$550	$716	$550	$716	$55
Family Coverage	$1,912	$1,604	$1,912	$1,604	$1,912	$1,6
Clergy Receiving Equitable Comp Support						
Single Coverage	$330	$264	$330	$264	$660	$52
Family Coverage	$853	$730	$853	$730	$1,706	$1,4
Surviving Clergy Spouses under 65						
Single Coverage	$413	$330	$413	$330	$826	$66
Family Coverage	$1,066	$912	$1,066	$912	$2,132	$1,8

We remind churches and pastors of the urgency to pay health insurance premiums monthly in a timely fashion. To fail to do so, as in any insurance

program, may result in cancellation of insurance benefits. If at any time the premium due becomes more than 90 days delinquent, the coverage for that/those participant(s) may be cancelled retroactively to the first of the month where the delinquency began and will not be available for reinstatement until the next plan year.

In 2011, the HealthFlex Incentive Program continues to provide financial incentives to HealthFlex participants for participating in the Virgin HealthMiles (VHM) walking program. VHM is a physical activity program brought to HealthFlex participants by HealthFlex and the Center for Health. This program allows participants to earn rewards for making a commitment to improve your health by walking or getting active in other ways. Again this year, HealthFlex is using a combination of reward incentives and disincentives to promote good health and encourage participants to be more responsible for their health-related behaviors.

VHM offers an opportunity to help participants become or stay focused on their health. Participants enroll and receive a free "GoZone" pedometer, which tracks the steps taken every day. Steps are uploaded from the pedometer to a personalized "LifeZone" HealthMiles Web site, which displays physical activity levels. Over time, participants can track their progress—and their rewards. Each time steps are uploaded, "HealthMiles" are received. HealthMiles are also earned for filling out a brief health snapshot, taking health measurements, participating in challenges and more. When fitness levels and measurements improve, participants earn HealthMiles for improvements. HealthMiles works like a frequent-traveler program. As different levels are reached, "HealthCash," is earned which can be redeemed as gift cards for national retailers, or as a check written to the participant or their favorite charity. Up to $300 can be earned in a 12-month period.

HealthMiles are converted to HealthCash based on the participation levels indicated below. (The reward for Level One is the free pedometer if you are new to the program.)

Level	HealthMiles Accrued	Incremental HealthCash Reward	Cumulative HealthCash Reward
One	0-5,999	$0	$0
Two	6,000-11,999	$25	$25
Three	12,000-23,999	$75	$100
Four	24,000-35,999	$100	$200
Five	36,000 or more	$100	$300

Participant HQ Incentive—Avoiding a Higher Deductible

HealthFlex continues to encourage more participants and spouses to complete

the HQ online health risk assessment. *Active plan participants and spouses who complete the HQ* ***between August 1, 2011 and September 30, 2011*** *will avoid having an extra $250 individual or $500 family cost added to their 2012 medical deductible.* Please note the following guidelines:

- The HQ deadline to avoid the higher 2012 deductible applies only to participants and their spouses enrolled in HealthFlex *active* medical plans. Medicare companion plan participants are not subject to the higher deductible.
- For married participants:
  - Both the participant and the covered spouse must take the HQ to avoid the higher deductible.
  - If only the participant or only the covered spouse takes the HQ, the household's 2012 coverage will be subject to an additional $250 on their individual deductible or an additional $500 on their family deductible.
  - For couples with one active participant and one Medicare companion plan participant, only the active-plan participant must complete the HQ between August 1, 2011 and September 30, 2011 in order to avoid the higher deductible.
  - Participants with family coverage who do not have a spouse covered by HealthFlex are only subject to the additional $250 added to the individual or family deductible if they do not take the HQ between August 1, 2011 and September 30, 2011.
- Active plan participants and spouses who take the HQ before August 1, 2011 or after September 30, 2011 will be subject to the higher deductible.
- Participants and covered spouses must each log in to the HealthFlex/WebMD Web site using their own unique user IDs and passwords.

New in 2011:

Quest Diagnostics Blueprint for Wellness® - a comprehensive and confidential "biometric" screening that is part of your HealthFlex wellness benefits—and a perfect complement to your annual doctor's visit. Blueprint for Wellness provides useful information about your heart, liver, kidney function, diabetes risk and blood sugar control, calcium and iron—plus PSA screening for men. The screening must be done **between April 1, 2011 and July 31, 2011** and you must be enrolled in Virgin HealthMiles to qualify for the incentive.

Blueprint for Wellness:

- **Quick**—one blood sample, a few measurements
- **For HealthFlex participants and spouses** (active and Medicare companion plans)
- **Easy way to earn $100 HealthCash through Virgin HealthMiles (HealthFlex active plans only.)**
- **No out-of-pocket cost**

Your privacy is valued. Results are mailed directly to you and they will also be securely uploaded into your HealthQuotient (HQ) through WebMD. The Central Texas Annual Conference, your church, BCBS of Illinois, HealthFlex or the General Board of Pension and Health Benefits cannot see your lab results or personal health data.

Report No. 9
RETIREE HEALTH BENEFITS and
Service Requirements for Funding Retiree Health Benefits

Beginning January 1, 2008, the Central Texas Conference (Conference) subsidized Retiree Health Insurance carrier is a Medicare Companion Plan, which is inclusive of prescription benefits, through HealthFlex sponsored by the General Board of Pension and Health Benefits of the United Methodist Church and administered by BlueCross BlueShield of Illinois.

NOTE: Effective January 1, 2012, HealthFlex will no longer offer our current retiree health plan, Medicare Companion Plan 3. Therefore, the health plan for our retirees in 2012 will be Medicare Companion Plan 2. The major difference between the plans is there will be a $500.00 deductible and then the plan will pay 80% of covered charges with an out of pocket maximum of $1,500.00. The prescription plan will not change.

HEALTHFLEX MEDICARE COMPANION PLAN PREMIUMS FOR 2011 AND 2012
(2012 Premiums are not yet guaranteed and are subject to change.)
Premiums shown are monthly.

Category	MEDICARE COMPANION PLAN 3	MEDICARE COMPANION PLAN 2
	2011	2012
Medicare Eligible – Retired (per person)	$430	$390
Medicare Eligible – Surviving Spouse	$430	$390
Medicare Eligible – Active/MSP Exception (per person)	$430	$390

The Conference Board of Pensions is currently investigating the possibility of a future move to Extend Health, a vendor contracted by the General Board of Pension and Health Benefits, who provides individual enrollment and plan assistance in the open market.

The Conference shares the funding of the Retiree Health Benefit Program for eligible retired participants with the retired clergy and spouses. The Conference Retiree Health Benefit Program assumes participation in Medicare Parts A and B and is designed to extend certain benefits beyond what Medicare pays. The Conference will subsidize the premium for the clergy retiree and his/her eligible spouse if the following service requirements have been met (these rules are in

effect for any clergyperson who retires after Annual Conference June, 2002): **Service Requirements for Funding Retiree Health Benefits:** At the time of retirement, the clergyperson must have been working in at least a ¾ time appointment as a Full Member of the Central Texas Conference or as a Full Time Local Pastor eligible for retirement per the Discipline and the rules of the Annual Conference. At the time of retirement, the clergyperson must be a member of the Central Texas Conference, serving in a local church or one of its "Conference Responsible" agencies, and they must have at least five (5) years of ministerial service in the Central Texas Conference and ten (10) years of service in the United Methodist Church. A waiver of the five (5) year requirement for service in the Central Texas Conference may be considered by the Central Texas Conference Board of Pensions upon recommendation of the Cabinet.

For those eligible clergypersons and their eligible spouses enrolled in the HealthFlex Medicare Companion Plan offered by the Conference who retire January 1, 2008 or after, the Conference will pay from 15 – 50% of the premium for those retiring at age 65 (or full retirement age) based on their years of ministerial service in the United Methodist Church.

Years of Service	Subsidy Percentage
0 – 9	0%
10	15%
11	16%
12	17%
13	18%
14	19%
15	20%
16	22%
17	24%
18	26%
19	28%
20	30%
21	32%
22	34%
23	36%
24	38%
25	40%
26	42%
27	44%
28	46%
29	48%
30 or more	50%

For those eligible clergypersons and eligible spouses enrolled in the HealthFlex Medicare Companion Plan offered by the Conference who retired before January 1, 2008, the Conference will continue to subsidize the premium at 50%.
Surviving spouses of deceased retired clergy are eligible for the subsidy as long as they are a covered participant at the time of death. A new spouse acquired by

a retiree or surviving spouse after retirement is not eligible for retiree benefits through the Conference.

If, at the time of retirement, the clergyperson is less than 65 years of age and has been covered for five consecutive years under HealthFlex, then the Conference will partially fund participation in the Conference's plan for active clergy only if the same service requirements are met as those who are 65 years of age. If the service requirements listed above have not been met, then the clergyperson and his or her spouse are responsible for providing for his or her own healthcare from that point forward.

If at the time of retirement, a retiree has Other Employer-sponsored Group Health Coverage (e.g. through a spouse's employer), he/she may decline retiree coverage and retain the ability to enroll for coverage at a future date. If the retiree loses his or her coverage, it is the retiree's responsibility to notify the Conference and enroll in the retiree coverage within 30 calendar days of loss of other coverage. If this 30-day requirement is not met, the retiree will forfeit the ability to enroll for retiree coverage/subsidy through the Conference at a future date. If an eligible retiree without Other Employer-sponsored Group Health Coverage declines coverage at the time of retirement, the retiree will forfeit the ability to enroll for retiree coverage/subsidy through the Conference at a future date.

Beginning January 1, 2009, the Central Texas Conference has elected the exception that allows a multiple employer plan to exempt certain individuals from the Medicare secondary payer rules for the working aged. This election helps reduce costs incurred by the Conference and the overall HealthFlex program. This exception applies to clergy, lay employees and spouses who are 65 years of age or older, entitled to Medicare due to their age, and have coverage under the HealthFlex program through an employer (local church or Conference sponsored entity) who employs fewer than 20 employees. For those individuals affected by the exception, Medicare will be the primary payer of their claims beginning the first day of the month they attain age 65, even if still an active employee, and the employee will no longer be eligible for coverage under the active plans. Eligible clergy and clergy spouses will be moved from the active plan over to the Conference subsidized retiree Medicare Companion Plan at that time. *The premium will be subsidized at 50% for the first five months of 2012 and then billed in full for the remainder of the year just as with any other active clergy.* Upon retirement, if eligible for retirement health benefits, a subsidy will apply based upon years of service as indicated in the scale above. Eligible lay employees, 65 years of age or older, will be moved from the active plan to the Medicare Companion Plan and will be responsible for the entire premium.

Beginning with a retirement date of January 1, 2009 or later, a lay employee whose active service has ended and has completed a minimum of five years of

continuous and uninterrupted coverage in HealthFlex immediately preceding the date of retirement, may continue under the Medicare Companion Plan, along with any eligible family members covered at the time of retirement, and will be responsible for the entire premium. Surviving spouses of retired, deceased lay employees are eligible for coverage as long as they are a covered participant at the time of death. A new spouse acquired by a retiree or surviving spouse after retirement is not eligible for benefits through the Conference.

If at the time of retirement, a retired layperson has Other Employer-sponsored Group Health Coverage (e.g. through a spouse's employer), he/she may decline retiree coverage and retain the ability to enroll for coverage at a future date. If the retiree loses his or her coverage, it is the retiree's responsibility to notify the Conference and enroll in the retiree coverage within 30 calendar days of loss of other coverage. If this 30-day requirement is not met, the retiree will forfeit the ability to enroll for retiree coverage through the Conference at a future date. If an eligible retiree without Other Employer-sponsored Group Health Coverage declines coverage at the time of retirement, the retiree will forfeit the ability to enroll for retiree coverage through the Conference at a future date.

We continue to have a concern for clergy who may have opted out of the Social Security system. It is imperative that those persons be Medicare eligible when they turn 65, or they likely will not be able to obtain any medical insurance. Some who have opted out may have this eligibility through a spouse, or through enough previous employment. However it should also be noted that eligibility for Social Security disability payments differs from the requirements for retirement and Medicare benefits. If a new pastor is considering this course, they should investigate these matters very carefully.

In 2011, the HealthFlex Incentive Program continues to provide financial incentives to HealthFlex participants for participating in the Virgin HealthMiles (VHM) walking program. VHM is a physical activity program brought to HealthFlex participants by HealthFlex and the Center for Health. This program allows participants to earn rewards for making a commitment to improve your health by walking or getting active in other ways. Participants and spouses enrolled in HealthFlex active and Medicare companion plans are eligible to earn HealthCash through the VHM program.

VHM offers an opportunity to help participants become or stay focused on their health. Participants enroll and receive a free "GoZone" pedometer, which tracks the steps taken every day. Steps are uploaded from the pedometer to a personalized "LifeZone" HealthMiles Web site, which displays physical activity levels. Over time, participants can track their progress—and their rewards. Each time steps are uploaded, "HealthMiles" are received. HealthMiles are also earned for filling out a brief health snapshot, taking health measurements, participating in

challenges and more. When fitness levels and measurements improve, participants earn HealthMiles for improvements. HealthMiles works like a frequent-traveler program. As different levels are reached, "HealthCash," is earned which can be redeemed as gift cards for national retailers, or as a check written to the participant or their favorite charity. Up to $300 can be earned in a 12-month period.

HealthMiles are converted to HealthCash based on the participation levels indicated below. (The reward for Level One is the free pedometer if you are new to the program.)

Level	HealthMiles Accrued	Incremental HealthCash Reward	Cumulative HealthCash Reward
One	0-5,999	$0	$0
Two	6,000-11,999	$25	$25
Three	12,000-23,999	$75	$100
Four	24,000-35,999	$100	$200
Five	36,000 or more	$100	$300

New in 2011:
Quest Diagnostics Blueprint for Wellness® - a comprehensive and confidential "biometric" screening that is part of your HealthFlex wellness benefits—and a perfect complement to your annual doctor's visit. Blueprint for Wellness provides useful information about your heart, liver, kidney function, diabetes risk and blood sugar control, calcium and iron—plus PSA screening for men.

Blueprint for Wellness:
- **Quick**—one blood sample, a few measurements
- **For HealthFlex participants and spouses** (active and Medicare companion plans)
- **No out-of-pocket cost**

Your privacy is valued. Results are mailed directly to you and they will also be securely uploaded into your HealthQuotient (HQ) through WebMD. The Central Texas Annual Conference, your church, BCBS of Illinois, HealthFlex or the General Board of Pension and Health Benefits cannot see your lab results or personal health data.

Report No.10
RESOLUTION RELATING TO RENTAL-HOUSING ALLOWANCES FOR RETIRED OR MINISTERS ON INCAPACITY LEAVE OF THIS CONFERENCE

The Central Texas Conference (the "Conference") adopts the following resolutions relating to rental-housing allowances for active, retired or disabled clergypersons of the Conference:

WHEREAS, the religious denomination known as The United Methodist Church (the "Church"), of which this Conference is a part, has in the past functioned and continues to function through ministers of the gospel (within the meaning of Internal Revenue Code section 107) who were or are duly ordained, commissioned, or licensed ministers of the Church ("Clergypersons");

WHEREAS, the practice of the Church and of this Conference was and is to provide active Clergypersons with a parsonage or a rental-housing allowance as part of their gross compensation;

WHEREAS, pensions or other amounts paid to retired and disabled Clergypersons are considered to be deferred compensation and are paid to active, retired and disabled Clergypersons in consideration of previous active service; and

WHEREAS, the Internal Revenue Service has recognized the Conference (or its predecessors) as the appropriate organization to designate a rental-housing allowance for Clergypersons who are or were members of this Conference and are eligible to receive such deferred compensation;

NOW, THEREFORE, BE IT RESOLVED:

THAT an amount equal to 100% of the pension or disability payments received from plans authorized under *The Book of Discipline of The United Methodist Church* (the "*Discipline*"), which includes all such payments from the General Board of Pension and Health Benefits ("GBOPHB"), during the year 2012 by each active, retired or disabled Clergyperson who is or was a member of the Conference, or its predecessors, be and hereby is designated as a rental-housing allowance for each such Clergyperson; and

THAT the pension or disability payments to which this rental-housing allowance applies will be any pension or disability payments from plans, annuities, or funds authorized under the *Discipline*, including such payments from the GBOPHB and from a commercial annuity company that provides an annuity arising from benefits accrued under a GBOPHB plan, annuity, or fund authorized under the *Discipline*, that result from any service a Clergyperson rendered to this Conference or that an active, retired or disabled Clergyperson of this Conference rendered to any local church, annual conference of the Church, general agency of the Church, other institution of the Church, former denomination that is now a part of the Church, or any other employer that employed the Clergyperson to perform services related to the ministry of the Church, or its predecessors, and that elected to make

contributions to, or accrue a benefit under, such a plan, annuity, or fund for such active, retired or disabled Clergyperson's pension or disability as part of his or her gross compensation.

NOTE: The rental-housing allowance that may be excluded from a Clergyperson's gross income in any year for federal income tax purposes is limited under Internal Revenue Code section 107(2) and regulations there under to the least of: (1) the amount of the rental-housing allowance designated by the Clergyperson's employer or other appropriate body of the Church (such as this Conference in the foregoing resolutions) for such year; (2) the amount actually expended by the Clergyperson to rent or provide a home in such year; or (3) the fair rental value of the home, including furnishings and appurtenances (such as a garage), plus the cost of utilities in such year.

Report No. 11
Section 125 Cafeteria Plan

For the purpose of paying for health care without having to pay taxes on the money which one spends, the Central Texas Conference established a Cafeteria plan under Section 125 of the Internal Revenue Code for all lay and clergy employees working 1040 hours per year (20 hours per week), who work in our churches, as Conference staff, in the CTC Foundation, at Glen Lake Camp and Retreat Center, or who are appointed to Conference-responsible extension ministries within the bounds of the Conference.

The Cafeteria Plan has an automatic feature and four optional features. The automatic feature, for which one does not need to fill out an enrollment form, is the exclusion from one's wages, on a pre-tax basis, one's medical insurance coverage premium. One needs only to indicate the yearly premium amount on one's Pastoral Support and Compensation Form and tell one's treasurer to exclude each month's premium and send it to the proper address. The four optional features require filling out an enrollment form and paying the proper administrative and posting charges which apply. These are also paid with pre-tax dollars. The optional features one may select to exclude from wages include:

1. Un-reimbursed Medical (URM) Flexible Spending Account up to $5,000 (on a use-it-or-lose-it basis) through Aflac's FlexOne.
2. Dependent Day Care (DDC) Flexible Spending Account up to $5,000 (for care of dependents under 13 years of age or dependents mentally or physically incapable of self-care, also on a use-it-or-lose-it basis) through Aflac's FlexOne.
3. Supplemental Medical Policies from Aflac.
4. Supplemental Dental Policies from Aflac.

Enrollment occurs within 30 days of employment and then is offered yearly to all eligible employees. It is important to note that re-enrollment in the Flexible Spending Accounts do not automatically occur or "roll over" into the following year. Each participant must re-enroll in the fall of the previous year for the next year's participation. The Supplemental Medical and Dental policies will remain in place in subsequent years unless a cancellation form is submitted to the Conference Office during the open enrollment period requesting the same. New materials for enrollment are available on the Conference website in October of each year for re-enrollment for the following year.

As with the health insurance plan, the premiums for the optional features should be paid monthly in a timely fashion. To fail to do so may result in the cancellation of the policy/policies. If at any time the premium due becomes more than 90 days delinquent, the coverage for that/those participant(s) may be cancelled retroactively to the first of the month where the delinquency began and will not be available for reinstatement until the next plan year.

Rev. Frank Briggs, Chair fbriggs@lfwired.org

PERSONNEL COMMITTEE

Personnel Committee Officers are:
David Scott (Chair), Chris Hayes (Vice Chair), Darren Walker (Secretary)

The past several years have been a time of enormous change and transition for this committee and for the entire Conference Office staff. The chairman actively participated in the work of the Alignment task force during 2010 and the committee implemented necessary policy and procedural changes in 2011 to implement the alignment approved by the Annual Conference.

Working very closely with the new Executive Directors of the Conference Centers, we have revised staffing, compensation, accountability, and processes to reflect the new direction outlined by the task force. The work has been extensive over a long period and may require further modification in the future as the new structure is implemented. We are grateful for the support, hard work, and faithfulness of each member of the committee during this difficult task.

We also give thanks for the past service of each member of the staff in the Conference Office. We recognize the uncertainty and pain that they all endured over the past year and we thank them for their contributions. We pray that this new beginning will better achieve the desired results of making disciples of Jesus Christ through the ministry of the local church. We also pray for God's blessing upon each person affected by this transition.

David Scott, Chair gdavidscott@att.net

TEXAS METHODIST FOUNDATION

Texas Methodist Foundation further explored ways to effectively serve United Methodist individuals, churches, and institutions in Texas during 2010, which included extending $300,000 in special grant funding to the six annual conferences in Texas and New Mexico. Recognizing that additional funding would go far in serving communities still being impacted by economic strains, we provided these funds for special initiatives as identified by the presiding bishops in each conference and outreach ministries for critical needs – food, shelter, emergency assistance, and ministries of care and support – to those who have endured the devastating loss of a home or job.

Additionally, we are pleased to report that the Foundation ended 2010 with $373 million in assets under management, showing an $8 million growth over 2009. As a financial institution we remain strong and capable as we sow seeds for ministry by providing investments, loans, stewardship services, grants, and gift planning guidance to United Methodists across the state. Looking deeper into what those services really provide, we view the mission and ministry we set in motion through our work as the heart of our service to God.

As well as providing financial and consulting services, we continue to advocate strong pastoral and congregational leadership to build vital communities of faith. As more and more pastors gather around the common table provided by peer learning groups, our TMF Institute for Clergy and Congregational Excellence remains committed to supporting and developing courageous clergy leaders. Finding crucial spiritual renewal and key leadership tools required to serve the local church alongside the members of their congregations, who can also benefit from the Institute's Holy Conversations Communities of Learning, together they more fully answer their unique call to extend the hope of Christ in service to the world.

The Texas Methodist Foundation, located in Austin, serves United Methodist individuals, churches and agencies within the five geographic annual conferences in Texas and the Rio Grande Conference of Texas and New Mexico. We appreciate the opportunity to report some of the ways we enabled United Methodists last year.

How can we help you bring God's dreams for ministry to life?

We are pleased to report the assistance we provided in 2010:

Within the Central Texas Annual Conference:

- Loans from the Foundation to churches in the Central Texas Annual Conference totaled $59.8 million.
- Churches and related agencies within the Central Texas Annual Conference had $21.4 million invested with the Foundation's Methodist Loan Fund.

Throughout the state:

- As of December 31, 2010, total assets under management by the Foundation were approximately $373 million.
- Methodist Loan Fund investments grew overall, including new Individual Fund accounts of $3.6 million. Methodist Loan Fund investments support the Foundation's loan program which currently funds 446 loans to United Methodist churches and agencies. Our loan balance ended 2010 at $295.3 million.
- The TMF Institute for Clergy and Congregational Excellence ministry supported 87 pastors from the Texas annual conferences participating in 10 Clergy Development Groups. The Institute also welcomed 43 District Superintendents from around the state and across the South Central Jurisdiction, and the 11 active Bishops serving in the South Central Jurisdiction who were involved in group processes. Senior pastors and laity from five congregations also participated in two Holy Conversations Communities of Learning, focusing on spiritually-based strategic planning. And more than 60 judicatory leaders, pastors and laity also attended special gatherings of entrepreneurial leaders hosted by the Institute.
- During 2010, the Foundation funded grants in excess of $620,000 including several from donor-advised funds. These grants benefited a variety of programs managed by local churches, community outreach centers, and conference ministries. The Foundation's Grants Ministry continues to give priority to programs that address the root causes of poverty as it affects children.
- The Foundation distributed approximately $820,000 from permanent endowments, predominantly to United Methodist causes in Texas.
- Our Stewardship staff consulted on 20 capital campaigns and Miracle Sundays, resulting in pledges totaling more than $13.6 million to support the missions of United Methodist congregations across the state. They made more than 398 consultation visits to churches offering counsel and guidance in areas of specific need related to funding ministry. Stewardship staff also conducted 12 annual and year-round stewardship workshops in local churches and 21 district and conference level workshops.
- Charitable Services staff guided leaders of more than 100 churches in initiating or revitalizing Permanent Endowment Fund programs. Staff also organized and facilitated peer group gatherings of congregational leaders from a number of churches. These groups exchange ideas and learn best practices for growing endowments to provide resources for future ministry. A number of planned giving workshops designed to promote bequests and legacy giving were conducted in congregations across the state. Staff also worked with individuals in establishing donor-advised funds which enable donors to receive an immediate tax deduction for irrevocable gifts and

provide additional means of accomplishing their charitable objectives over an extended time.

A listing of Texas Methodist Foundation Board of Directors from the Central Texas Conference area will be presented during the Annual Conference meeting June 5 - 8, 2011 in Waco.

Tom Locke, President

BOARD OF TRUSTEES

The Board of Trustees takes seriously its responsibility to verify that the Conference Insurance coverage is current. To that end, a review of all the Conference insurance policies has been completed, and we are satisfied that the Conference insurance coverages are adequate. The Conference continues to offer our churches the opportunity to participate in a group policy for Workers Compensation, Employee Liability, and Directors and Officers Insurance. This coverage is available through Roach, Howard, Smith, and Barton in Fort Worth at 1-800-295-6607. Churches often find that lower rates can be obtained through this Group Plan; therefore, we encourage our churches to consider this insurance option.

We also have Group Option for churches taking mission trips out of the country. If your church is planning such a mission trip outside the United States, we invite you to contact Roach, Howard, Smith and Barton at 1-800-295-6607 in Fort Worth for information about this Group Insurance Plan.

Conference policy requires that each church in the charge carry Workers' Compensation Insurance on pastors and other employees. If a pastor (or other worker) receives a work-related injury, health insurance will not pay on what should be a worker's compensation claim. In addition, regular liability insurance will not pay or protect a church against such a gap in coverage. Please, if you do not have workers' compensation coverage, check with our Conference agent, Roach, Howard, Smith and Barton (1-800-295-6607) in Fort Worth, or any agent of your choosing.

We encourage churches to survey the insurance coverage that they now have and compare it with new policies and new carriers. We remind churches that a required part of Charge Conference reporting is a report from the Trustees, which lists insurance coverage and deed recordings.

A new three (3) year contract for our Conference Electric Aggregate Plan has been negotiated and signed with Hudson Energy. All conference entities involved in this program have been notified of the change and lower rate. Approximately 250 entities are enrolled.

The Conference Center Facility Study performed by the firm of Hahnfeld, Hoffer and Stanford was completed and brought to the 2010 Annual Conference with a tentative recommendation pending the action of the Called Session of the Annual Conference. The Board of Trustees is now in a proactive movement toward a final Conference Center Facility recommendation.

In meeting Conference Board of Trustee Disciplinary paragraph 2512.7 "Establishment of Annual Conference Policy with Regard to Government Landmark Efforts to Designate Church Owned Property as Landmarks", your Conference Board of Trustees has developed the following policy:

Central Texas Conference Board of Trustees
Executive Summary

Pursuant to the necessity of the Conference to have a policy with regard to voluntary or governmental efforts to designate church owned property as landmarks this brief explanation of the types of historic designations is being provided.

Historic Markers/Designations in <u>The United Methodist Church</u>

- The United Methodist **Historic Site Marker** is a subject/educational designation marker that has **no limitations** on use of the church structure or changes to it. Even if the church were to move, the marker goes with.
- A **UM Heritage Landmark** is a structure or location specifically related to significant events, developments, or personalities in the **overall** history of the UMC or its antecedents and must have distinctive historic interest and value for the denomination as a whole. However, **the General Commission on Archives and History has no direct control over the administration, interpretation, and preservation of Heritage Landmarks** but it does have guidelines to maintaining the integrity of the landmark which if breached could simply result in the Heritage Landmark status being revoked.

Historic Markers/Designations from the Texas Historical Commission or local governmental agencies or organizations

- **THC Subject Markers** are educational in nature and reveal aspects of local history important to a community or region such as church congregations, schools, events and individuals. Subject markers are placed at sites that have historical associations with the topic but **no legal restriction is placed on the use of the property or site.** THC requests they be notified if the marker is relocated.

- **Recorded Texas Historic Landmarks** are awarded to **structures** deemed worthy of preservation for their historical and architectural significance. It is a **legal designation** and comes with a measure of protection. The designated structure must give 60 days written notice before any alterations are made to the structure as well as other limitations.
- **Public Organizational/Association Designation Landmark Status** may well serve community historical, cultural, or architectural purposes but depending on their own criteria and restrictions may substantially restrain the use, transformation and transferability of any church owned property that has been so designated. These limitations will be dictated by the governing body regardless of whether entered into voluntarily or involuntarily.

CENTRAL TEXAS CONFERENCE
Landmark Designation Policy

This policy is established pursuant to the 2008 *Book of Discipline* of The United Methodist Church as follows –

> "*Establishment of Annual Conference Policy with Regard to Governmental Efforts to Designate Church-Owned Property as Landmarks* – The board, after consultation with the conference commission on archives and history, or alternate structure, shall develop a policy for an annual conference response, on behalf of any local church, church-related agency, or district or annual conference board of trustees located within the bounds of the annual conference, to any governmental effort to designate a property held in trust for the benefit of The United Methodist Church (¶ 2501) by any such board of trustees as a cultural, historical or architectural landmark." (¶2512.7 of the 2008 *Book of Discipline*)

WHEREAS, the Conference Board of Trustees is the designated agency to intervene and take all necessary legal steps to safeguard and protect the interests and rights of the Annual Conference anywhere and in all matters relating to property and rights of property of any of its local churches and church-related agencies. (2008 *Book of Discipline* ¶¶2501, 2512.4)

WHEREAS, landmark designation of property by a public or governmental body, or other non-profit organization may well serve important cultural, historical, architectural or other community purposes, but it may also substantially restrain the use, transformation and transferability of any church-owned property so designated. Whether voluntary or involuntary on the part of the church property owner, landmark status thus results in a transfer or sale of property under *The Book of Discipline*.

WHEREAS, the Conference Commission on Archives and History has been duly consulted, and whereas, in addition, this policy cannot conflict with the recognition of United Methodist Sites and Landmarks as provided in ¶1712 of *The Book of Discipline.*

THEREFORE, BE IT RESOLVED THAT, at the earliest opportunity following notification or receipt of information that voluntary or involuntary landmark status efforts may affect its property, a local church or church-related agency in the Central Texas Conference shall notify the Conference Treasurer or Conference Chancellor, who in turn shall notify the resident Bishop and the District Superintendent in whose district the property is located.

If the local church or church-related agency desires to cooperate voluntarily with landmark status for its property, the church or agency shall obtain an approval vote of the Conference Board of Trustees who shall confer with the Bishop prior to or during its deliberations. The local church or agency shall then comply with the provisions on sale or transfer of property (as applicable) of *The Book of Discipline*, including the convening of any required meeting or charge conference.

In the event of efforts to landmark involuntarily property owned by a local church or church-related agency, the Conference Board of Trustees may in their discretion assist local churches and church-related agencies in responding to such efforts, and may intervene and take such measures as appropriate to protect the interests of The United Methodist Church in the property in question.

General Overview of Landmark Designation:

Generally speaking, landmark designation seeks to preserve some historic, cultural, architectural or other similar aspect of a building or defined geological area. Government bodies and non-profit organizations at the federal, state and local levels are involved in these efforts.

Landmark status can be voluntary or involuntary on the part of the property owner. A typical example of voluntary landmark status is when a government body and a property owner agree to preserve some architectural façade or historic feature of a building. The owner agrees to a perpetual easement restricting future use and development rights on the building and property in exchange for the governmental body's payment of money and extension of tax credits to the owner.

Involuntary landmark status typically occurs at the state and local level when a government body designates a defined geographical area as a historic or cultural district. The restrictions on the property vary from district to district, and compliance with the restrictions can be voluntary or mandatory. In all cases, the

decision on whether to permit a use or expansion request is beyond the control of the property owner. There may be tax incentives for a property's location within a district.

Property owners may feel that landmark designation is an honor, or that a historic district or neighborhood is a positive part of urban life. However, as a practical matter, there may be many negatives to landmark status. Chief among these are the scope and nature of the restraints on use, transformation and transferability of the property.

The Legal Department of the General Council on Finance and Administration generally advises against obtaining voluntary landmark status of property owned by local churches or church-related agencies.

"In summary, church organizations need to be extremely careful before making any decision that its property would be enhanced in any way by landmark status. Landmark status may be desirable in certain limited circumstances. However, landmark status can drastically limit the availability and allocation of resources and severely restrict a church's freedom to make its own decisions about important issues, including how it practices its faith." (GCFA Legal Manual, V-March 18, March 2005.)

From the standpoint of property owned in trust for The United Methodist Church, landmark status may very well prevent a local church from transforming the donations given in the past into new structures or establishments for United Methodist use or enjoyment in the future. Further, the tax benefits available to private property owners are generally worthless to a church since a church does not usually pay income or real estate taxes.

Certainly, each landmark status effort needs to be assessed on its own merits, and there may be instances where landmark status is in the best interests of both the public and the church organization. However, generally speaking, landmark designation should be discouraged.

The Board wishes to express sincere appreciation to Rev. Harvey Ozmer for his guidance and exemplary work during his term.

Earl Wood, Chair earlwood@airmail.net

RESOLUTION TO ENACT THE COUNCIL OF BISHOPS' CALL TO HOPE AND ACTION

Whereas: The 2004 General Conference of the United Methodist Church called on the Council of Bishops to publish new documents and a study guide similar to the Council's landmark call in 1986, "In Defense of Creation: The Nuclear Crisis and a Just Peace," and;

Whereas: The Council of Bishops responded to this General Conference action with the document: "God's Renewed Creation: Call to Hope and Action," adopted without dissenting vote, in which they interpreted to the Church "the apostolic faith as it is expressed in Scripture and tradition both evangelically and prophetically," and;

Whereas: The Bishops have urgently called all United Methodists to confront, as global threats to God's good creation, the issues of pandemic poverty and disease, environmental degradation, and the proliferation of weapons and violence; therefore,

Be it Resolved: That the Central Texas Conference commend the Bishops' "Call to Hope and Action for God's Good Creation" to all of our Congregations, Boards and Agencies, and Members; and be it further,

Resolved: That, during the 2011-2012 Conference Year, the Congregations, Boards and Agencies, and Members of the Conference engage in serious study and discussion of the Bishops' document, "God's Renewed Creation: Call to Hope and Action," in small group and larger settings; and be it further,

Resolved: That the Congregations and Boards and Agencies of the Central Texas Annual Conference, during the 2011-2012 conference year, develop plans of action to confront these global threats to God's good creation and share these plans with Congregations across the Annual Conference.

Submitted by:
Methodist Federation for Social Action of the Central Texas Annual Conference
Approved at its meeting on January 27, 2011. The vote was 25 for; 0 against.
George Brightwell, Lay Member of the Central Texas Annual Conference, for the MFSA Membership

Rationale: The Council of Bishops has issued an urgent call to the church to study and take action on these critical issues facing our world. This resolution is intended to lift up the call in our Annual Conference and provide a vehicle for its dissemination to the Boards, Agencies, and Congregations throughout the Conference. 01-28-2011 [rev.]

The Conference Church and Society Committee Recommend Concurrence
Stephen Schmidt, Chair

RESOLUTION TO SUPPORT THE TEACHING OF MORE THAN EVOLUTION SCIENCE

Submitted by:
James W. Senkel (PL)
Cedar Springs UMC

WHEREAS, evolution has not been proven and has been questioned by many scientists, it is only a theory and not a scientific fact; and

WHEREAS, creation as stated in our Bible has not been scientifically proven, it is also only a theory and not a scientific fact.

THEREFORE, BE IT RESOLVED that both theories should be taught side by side at the same time.

BE IT FURTHER RESOLVED that the Central Texas Conference of the United Methodist Church request the 2012 General Conference of the United Methodist Church to reverse the action of the 2008 General Conference Petitions 80050, 80990 and 80893 that accepted evolution as the only way to teach science in our churches and schools.

RATIONALE:

Because the Biblical account of creation seems to be excluded from being taught in schools even though there is not scientific evidence that creation is false. This resolution seeks to place both on the same level.

We should educate ourselves on the recent findings by creation scientists by searching the Internet and becoming informed. The Institute of Creation Science is located in Dallas and has speakers and presentations on their research.

The Conference Church and Society Committee Recommend Non-Concurrence
Stephen Schmidt, Chair

Resolution for Discontinuance of Topsey United Methodist Church Temple District

Whereas the Topsey United Methodist Church located in Coryell County and was founded in 1903 and had a long and proud history and;

Whereas the congregation of the Topsey United Methodist Church, Coryell County, Temple District, has declared its intention to close as a church; and

Whereas the Temple District has surveyed the needs of the ministry in the area; and believe it can adequately be served by existing nearby congregations; and

Whereas it would appear to serve no missional purpose to retain the property; and

Whereas the discontinuation of the church and the abandonment of it property has been recommended by the district superintendent and approved by the Bishop, a majority of the district superintendents and the District Board of Church Locations and Buildings; and

Whereas all steps required by the Discipline except for the approval of the conference have been taken;

T**herefore be it resolved** that the Topsey United Methodist Church be discontinued as of December 31, 2010 and all of its property declared abandoned and transferred to the Central Texas Conference of the United Methodist Church for sale, distribution, and other disposition as the Conference Board of Trustees may deem in the best interest of the conference.

Be it further resolved that the Central Texas Conference Board of Trustees be authorized, in its discretion, to distribute the items of the property which may be best used by other churches to such churches or to the Commission on Church Growth and Development and to sell all other property with the net proceeds given to the Church Growth and Development.

Resolution for the Discontinuance Of Pleasant Hill UMC Brownwood District

Whereas the congregation of Pleasant Hill UMC located in Erath County, Brownwood District, has declared its intention to close after faithful servant ministry for 110 years and

Whereas the Brownwood District has surveyed the needs of ministry in the mission field and believe it can be served by existing nearby congregations and

Whereas it would appear to serve no missional purpose to retain this property and

Whereas the discontinuation of the church and the abandonment of its property has been recommended by the District Superintendent and approved by the Bishop, a majority of the District Superintendents and the District Board of Church Location and Building and

Whereas all steps required by the Discipline have been taken;

Therefore be it resolved that the Pleasant Hill UMC be discontinued as of January 2, 2011 and all of its property declared abandoned and transferred to the Central Texas Conference of the UMC for sale distribution or other disposition as the Conference Board of Trustees many deem in the best interest of the mission of the Conference (see the Central Texas Conference Standing Rule 8, ¶ 1, page 317 of the *2009 Journal of the Central Texas Conference*) and

Be it further resolved that the Central Texas Conference Board of Trustees be authorized at its discretion, to distribute items of property, which may best be used by other churches to such churches or to the Commission on Church Growth & Development and to sell all other property with the net proceeds first applied to the retirement of any pension deficits of that church and the remainder given to the Commission on Church Growth & Development for congregational development and

Be it further resolved that the remaining members of the Pleasant Hill UMC at the time of this action be transferred to FUMC Hico, Texas and that all official records of the discontinued church be forwarded to the Central Texas Conference archives.

Resolution for the Discontinuance of Resurrection United Methodist Church
Weatherford District

WHEREAS the St. Paul United Methodist Church located in Johnson County was renamed Resurrection United Methodist in 2008; and

WHEREAS the membership of Resurrection Methodist Church has been transferred to other congregations and there are no existing trustees; and

WHEREAS the district superintendent and the Director of Church Growth and Development have recommended discontinuance of Resurrection United Methodist Church; and

WHEREAS the consent to discontinue has been granted by the presiding bishop, a majority of the district superintendents, and the District Board of Church Location and Building; and

WHEREAS all proper Disciplinary requirements have been complied with;

THEREFORE, BE IT RESOLVED, that the Resurrection United Methodist Church be discontinued as of June 1, 2011 and all of its property declared abandoned and transferred to the Central Texas Conference of the United Methodist Church for sale, distribution, and other disposition as the Conference Board of Trustees may deem in the best interest of the conference.

BE IT FURTHER RESOLVED, that the Central Texas Conference Board of Trustees be authorized, in its discretion, to distribute the items of the property which may be best used by other churches to such churches or to the Commission on Church Growth and Development and to sell all other property with the net proceeds given to the Church Growth and Development.

VIII. Memoirs

ORDAINED MINISTERS

John Kenneth Shamblin, Jr.
Dan W. Williams, Sr.
Robert Wilburn Sanders
Frederick Burr Clifford
Woody Flynt, Jr.
Ken Diehm
Wilbur Thomas "Bill" Reynolds
Jones Woodrow "J. W." Hodges
Melvin Prather

ORDAINED MINISTERS' SPOUSES

Dorothy Marie Wiseman
Avis Owen Purvis
Margaret Harper Schoberle

John Kenneth Shamblin, Jr.
February 6, 1940 – July 14, 2010



From the first notes that were sung as the family entered the sanctuary to the closing Irish Blessing the service for Ken Shamblin was a time of celebration! We all knew that we had been in the presence of one of God's saints on earth – a scholar, a pastor, a friend, a father, a husband and for all a man who deeply cared for God's people. He could cry with you, challenge you, laugh with you, understand you and believe in you. As his best friends told story after story of their lives together the congregation laughed and cried.

John Kenneth Shamblin, Jr. passed away suddenly on July 14, 2010. He was born February 6, 1940 in Fayetteville, Arkansas and lived a full, happy and blessed life. Kenneth was preceded in death by his sister, Lynda Louise Shamblin, his father, Bishop John Kenneth Shamblin and his mother, Virginia Late Shamblin. He is survived by his wife, Pamela Fleming Shamblin, his beloved daughter, Kara Lyn Churchill, son-in-law, Terrance Churchill and granddaughter, Elizabeth Whalen Churchill, all of Bainbridge Township, Ohio. His precious daughter, Cynthia Marr Shamblin, resides in Dallas. John & Yolanda Late of Odessa, Steve Late of Austin, Val Late of Dallas and Jan Late McMillan of Midland survive him as well. He was a beloved member of the Durwood and Lurlyn Fleming Family and extended Fleming Family and was the son-in-law of Lurlyn January Fleming, and the brother-in-law of Dr. Jon Hugh and Cheryl Fleming of North Zulch, Texas and Dr. Stephen and Marty (Fleming) Curtis of Dallas. He was also the proud Uncle of many nieces and nephews. Ken was serving as an Associate Pastor of Pastoral Care, First United Methodist Church of Richardson at his death where he was beloved by the congregation. He was a graduate of Central High School, Little Rock, Arkansas, Hendrix College, Conway, Arkansas and Perkins School of Theology, SMU, where he earned a Masters of Divinity in 1965. Ken served churches in the Little Rock and North Arkansas Conferences of the United Methodist Church as well as churches in the North Texas and Central Texas conferences. He served on many boards and agencies in his 40 plus years of ministry and was a passionate runner and golfer.

As senior pastor and co worker with Ken I have been amazed at the number of notes, calls, and on-going comments that come to me regarding Ken's ministry to this congregation. He would leave

services on Sunday morning and go directly to see someone in need that he had heard about during the morning. . . he personally called people months after the death of a family member or an illness to just see how they were doing. He was always reading several books at a time on a variety of subjects. There was one purpose behind this practice. . . .to better understand God's relationship with humanity and to personally continue to travel his amazing journey of faith.

For me, my friend, Ken Shamblin was a powerful pastor, a compassionate friend, and a gift of God's grace.

Thanks be to God.
Rev. Clayton Oliphint

Dan W. Williams, Sr.
1931 – 2010



Memorial services for the Rev. Dan W. Williams, Senior, Elder of the Central Texas Annual Conference in the retired status, were held on September 18, 2010, at Christ Church United Methodist in The Woodlands, Texas. Williams faithfully served the Lord Jesus Christ as a Pastor to his Church through the Central Texas & Texas Annual Conferences in a variety of churches for 34 Years.

Dan was born in a general store in 1931 and grew up on a farm in Kentucky. He was the youngest of 11 children. After high School, during the Korean War, he served in the United States Navy. After leaving the service, he met and married his wife, Nancy, to whom he was married for 53 Years. He was the loving father of three children and the grandfather of six.

Dan's first career was as a successful salesman for Belknap Hardware Company. In 1964, he received his calling from the Lord for Christian ministry in the United Methodist Church. He earned degrees from McKendree College in Lebanon, IL and Perkins School of Theology at SMU in Dallas.

His ministry in the Central Texas Annual Conference included pastorates as an Associate at Chapel Hill UMC in Framers Branch; Sr. Pastor at Grace UMC in Dallas; Sr. Pastor at New World UMC in Garland; Sr. Pastor at Ridgewood Park UMC in Dallas; returned to Chapel Hill UMC as Senior Pastor in 1983, and Sr. Pastor at First UMC in Euless where he entered into retired status in 1996.

Dan and Nancy moved to The Woodlands, Texas, just north of Houston, to be with family. He served as Associate Pastor to Christ Church United Methodist of The Woodlands for one year after which he served as Marshal for The Woodlands Country Club.

Rev. Williams had a passion for golf, a passion for cooking, a passion for his family, and a passion for the Church and His Lord. His passion was made real by the way he lived and loved others. Once in a sermon he observed that the Wise Men went a different way after they came to the Nativity of Jesus. He then declared, "We always go in a different way once we meet Christ." The same can be said of Dan Williams, because one was never the same after meeting him. They were better and blessed.

Dan will be missed, but not forgotten. For a time we will miss him, but a day will come when we will see him again.

Submitted by:
Dr. Daniel T. Hannon
The Woodlands, Texas

Dorothy Marie Wiseman
November 12, 1926 – September 14, 2010



Dorothy was born in Ponder, TX the daughter of Alec and Lizzie Smith. She grew up in Tarrant County and graduated as Salutatorian from Justin High School. She then enrolled in McMurry College where she received her BA in Education. It was at McMurry that Dorothy met a young man studying to become a pastor in the Methodist Church. On February 29, 1952 she married the Rev. Paul Wiseman. They were married over 56 years at the time of his death on November 24, 2008. Dorothy was described as the epitome of the preacher's wife. She was gracious, kind, loving and gentle. Together Paul and Dorothy served churches in the Central Texas Conference for 32 years. One of their first appointments was in Arlington as founding pastor of Epworth UMC. From Arlington they served churches in De Leon, Corsicana, Ballinger, Hillsboro, and back to Arlington as an associate at FUMC.

In additions to serving in ministry with Paul, Dorothy started teaching in 1966 and taught in several school districts over the years. In 1981, Dorothy earned her Masters of Library Science Degree from North Texas University and was a librarian for the rest of her career, retiring in 1996 from Bailey Junior High School in Arlington.

After her retirement Dorothy and Paul moved to Hillsboro where she was an active member of the First United Methodist Church. At Hillsboro FUMC Dorothy was a member of the UMW, was the church's representative to Hillsboro Interfaith Ministries, and taught the confirmation class for 10 years. In addition to her church activities, Dorothy was an active member of the Hill County Republican Women's Organization and was elected as a delegate to the National Republican Convention in New York in 2004.

A celebration of Dorothy's life was held at First United Methodist Church of Hillsboro on September 18, 2010. The Rev. Paul Wiseman preceded Dorothy in death on Nov. 24, 2008. Dorothy is survived by five children: Sharon Monday of Hillsboro, Paul W. Wiseman, Jr. of Graham, Terry Barnes and husband, Carroll of Garland, Alan Wiseman and wife Monica of Melbourne, FL and Becky Cliett and husband, Glen of Hillsboro. Also surviving Dorothy are two sisters, Daphine Smith of Kennedale and Beth Cline of Tyler. She is also survived by nine grandchildren, ten great-grandchildren, and one great-great grandchild, as well as, numerous nieces and nephews.

Rev. Donna Ware

Robert Wilburn Sanders
May 22, 1928 - December 27, 2010



A Service of Remembrance and Celebration of the life of Robert Wilburn "Bob" Sanders was held in the sanctuary of Meadowbrook United Methodist Church on Thursday December 30, 2010 at 11:00 am. Meadowbrook Senior Pastor Jim Chandler and Handley UMC Senior Pastor Gus Guthrie officiated. A number of Bob Sanders' favorite hymns were incorporated in the service. Fill My Cup Lord, How Great Thou Art, Eagles Wings and The King is Coming along with other favorite selections. Burial was at Fort Worth's Mount Olivet Cemetery.

Bob had a varied and colorful ministry from 1949 to 1983. Most of his pastoral appointments in the United Methodist Church were in the Fort Worth area. However, he did serve elsewhere in Texas and in Australia for 10 years. In addition he served as a counselor with Crisis Intervention of Fort Worth, Contact Tarrant

County and the Rape Crisis Center of Fort Worth for over 21 years. Bob traveled extensively and was an active patron of the theater and the arts. After graduating from Texas Wesleyan University he earned a B.D. and a M.R.E. degree from Southern Methodist University's Perkins School of Theology. While studying at Boston University's School of Theology for the S.T.M. degree, Bob met Martin Luther King Jr., who was also a student there. Bob loved education and attended both Brite Divinity School TCU and the University of Texas at Arlington.

He is survived by his wife, Edith. Daughters, Jodie Lynn Sanders and Ellen Denise Crutsinger both of Fort Worth. Sons, Geoffrey Brian Sanders of Fort Worth, Gregory Kimball Sanders of Tomball and Kevin Winfred Sanders of Argyle. Sisters, Betty Moore of Fort Worth and Peggy Almond of Bedford and nine grandchildren.

- Rev. Jim D. Chandler

Frederick Burr Clifford
June 3, 1914 - July 14, 2010



Dr. Frederick Burr Clifford was born to Rev. Fred J. and Genevieve Burr Clifford on June 3, 1914, in Samaria, MI, where his father was Methodist minister. He spent his youth in parsonages in Michigan, and received his B.A. from Northern State Teachers' College in Marquette, MI, and his M.A. and Ph.D. from the University of Michigan. While there, he met and married Doris Jean Jones in 1943. With jobs scarce during WWII, he then entered Oberlin Divinity School, earning a B. D. in 1946, and in 1943 began serving churches in the Detroit Conference. In 1947 he began a teaching career at Adrian College in Adrian, MI; moving to Emory-at-Oxford in Oxford, GA in 1953 and to Southwestern University in Georgetown, TX in 1958. At Southwestern, he taught English and Classics, and served as Dean of the College of Arts and Sciences from 1962-1977. His students remember him fondly as a teacher who challenged them and truly demonstrated scholarship and excellence for them.

He is survived by his wife, Doris; by sons, Rev. John Clifford and wife, Bernie, of Early, TX; Dr David Clifford and wife Judy of St. Louis. MO; and daughter Jeanne Ellen and husband Larry Weiss of Woodinville, WA; and two grandchildren, Michael Clifford of Chicago, and Ellen Clifford of Los Angeles

Avis Owen Purvis



Avis Owen Purvis epitomized a beautiful weaving together of grace and beauty, the Proverb's Woman and the Pastor's wife which helped define her well live life as a woman of God. In Proverb's we hear these words taken from The Message Bible. "She keeps an eye on everyone in her household, and keeps them all busy and productive. Her children respect and bless her; her husband joins in with words of praise. 'Many women have done wonderful things, but you've outclassed them all!'"
Avis joined her beloved husband Reverend Willis Norman Purvis for 69 years as they made the world a better place for all they served in a ministry that truly blessed each church they served. They began their ministry in Mississippi then as members of the North Central Texas Methodist Conference, and finally their latter appointments in the Central Texas Conference. Avis was active in every aspect of the church and a lifetime member of the United Methodist Women.
Avis was gifted with an infectious smile that radiated her love of God, and she delighted in preparing her home as a place that spoke of her generous spirit of hospitality. She was equally gifted as a seamstress and one who could make an elegant meal from whatever was available.
Avis was returned to God's heart on January 14, 20ll but her presence will live on in each life she touched particularly her family.

Rev. Betsy Godbold

Margaret Harper Schoberle
Dec 29, 1925-Jan 26th 2011



Margaret Harper Schoberle was born on Dec. 29, 1925 to William and Jenny Blakely. She went home to be with her Lord on Jan. 26, 2011. She was married for 40 years to the Rev. John Harper, a pastor in our Central Texas Conference. She met John, the father of her 3 children, at a USO dance in 1945. After John passed away in 1985 she met her second husband Carl Shoberle in 1987 while traveling at an RV park. Margaret has witnessed the passing of her daughter Kay Harper in 1991. She is survived by daughters Sue Van Rite and husband Bobby and by Linda Ann Jones and husband Bobby. She has 5 grandchildren and 9 great-grandchildren with a 10th on the way. Margaret was "packed and ready to go!" We can all rejoice in a life lived in love and in her salvation and give thanks for the service of a lovely saint!

Rev. Nancy Froman

Woody Flynt, Jr.
May 21, 1928 – February 1, 2011



The Reverend Woody Flynt, Jr. was born in Kemp, Texas on May 21, 1928. He died peacefully on February 1, 2011 in Weatherford, Texas. Woody is survived by his wife of 62 years, Joan E. Holmes; five children and 12 grandchildren. He served numerous churches within the Conference spanning 25 years. Being a second career pastor, he tried several careers in the early years, finally settling on engineering work for the Texas Department of Transportation and for the Army Core of Engineers. However, something was always missing.

At the age of 40, he surrendered a call to the Gospel Ministry. He went back to school and earned his Bachelor and Masters Degree. For the first forty years of his life, Woody was faithful, and he was faithful for the second forty as well! He was truly a Pastor in the highest regard. He loved his congregations wherever he served. He loved his family, but most importantly, Woody Loved His Lord and Savior with all of his heart.

Kevin Diggs

Ken Diehm
March 1, 1958 – February 19, 2011



Dr. Ken Diehm, husband, father, grandfather, son, brother, pastor, friend, Christian, died suddenly on February 19, 2011 from complications of previously undiagnosed leukemia at the age of 52. He was born March 1, 1958 in Oklahoma City to Floyd and Emily Diehm. Ken served in churches in Bixby, Oklahoma, Burleson, Cisco and Arlington, Texas.

At the time of his death, Ken was the Senior Pastor of First United Methodist, Grapevine where he encouraged church members to look outside the church walls to serve others in the name of Christ. The church had recently adopted three villages in Kenya, Costa Rica and Grapevine, Texas where it was hoped that lives could be transformed through partnering with the residents of each village. Ken led by encouraging others to follow God's call and to dream big, asking, "What if?"

Ken was an effective and creative preacher. His most well received sermons in recent years were his Super Bowl Commercial sermons which he preached after the Super Bowl each year; looking at a

few of the most popular commercials and comparing them to Biblical messages and values. He loved tackling difficult subjects and addressing the hardest questions of faith.

He has been described by those who knew him as a person of integrity, a spiritually healthy disciple of Jesus Christ. Ken loved to laugh and play practical jokes on his staff and friends. He was an avid bike rider and enjoyed sports of all kinds.

Ken enjoyed his relationships with his church members and staff, colleagues, extended family and friends but he treasured most dearly his relationship with his wife of thirty years, Kenda, and his children Kody and Kallye and his grandson, Julius.

Ken Diehm will be greatly missed but we thank God for the opportunity we had to share life and ministry with him.

Dr. Cindy Ryan

Wilbur Thomas "Bill" Reynolds
June 27, 1925 – March 10, 2011



BIRTH AND EARLY YEARS: Born June 27, 1925, at Mart, Texas to Wilbur Lawrence and Nancy (Nannie) Virginia Watford Reynolds. The eighth of nine children: Caswell, Cecil, Bernice, Bennie Sue, a girl who died in infancy, Virginia, Evelyn, Bill and Joe. Raised on a cotton, corn and dairy farm.

EDUCATION: Graduate of Mart High School in Mart, Texas; attended Oklahoma City University and Texas Wesleyan College; received B.A. from Baylor University; graduate studies at Perkins School of Theology and the Conference Course of Study.

U.S. NAVY WWII: Boot camp and hospital corps school in San Diego. Duties at San Diego Naval Hospital; Naval Base Hospital 20 on Pacific island of Pelelieu; and on Yard Minesweeper 165 around Palau Islands.

MARRIAGE in 1949 to Jeri Anderton of Prairie Hill. Son, Ronald Gene, and daughter, Gail. Four grandsons: Scott and Mark (both deceased), Ryan and Kyle Reynolds, and one granddaughter, Christi Stephens Jones; four great-grandchildren: Stephanie Noel and Kadyn Reynolds, Coby and Makayla Abigail Jones; and one great-great-grandchild: Kennedy Marie.

CLERGY ASSIGNMENTS: Over a period of 44 years, served 37 churches in Central Texas Conference, including student appointments while in college and seminary.

RETIREMENT: Moved to Virginia. Since 1991, served 3 churches in Virginia: Fairlington, Accotink and Silverbrook; guest speaker in many area churches; volunteer Chaplain at Alexandria Hospital for 15 years and first to be named Chaplain Emeritus there; conducted over 600 funerals in Northern Virginia and 1,200 weddings in Virginia, Maryland and Washington, D.C. Moved to Greenspring Village Retirement Community in 2004 and, together with Jean, led Evensong – a Sunday evening vesper service in the Greenspring Chapel.

SERVICE CLUBS: Lions, Optimist Club, Boy Scouts

HOBBIES: Reading, old movies, square dancing, video film making and writing memoirs.

MARRIAGE on December 8, 1990 to Jean Baker Lautzenheiser of Springfield, Virginia. Jean has once daughter: Constance Kelley; two sons: Thomas and Jan Lautzenheiser; three granddaughters: Gwendolyn Pfouts, Joyce Repole and Victoria Kelley; seven great-grandchildren: Heather Liu, Julian, Laurence, Carys and Kurt Pfouts, Laci and Brenden Repole. Survived also by Greenspring "adopted" grandchildren: Abiy, Kebroon and Faith Alula, Nahid Nasseh, Rogers Henderson, Obaid and Abdullah Amin and Cory Young.

Jones Woodrow (J. W.) Hodges
June 5, 1918 – March 11, 2011

Rev. Jones Woodrow (J.W.) Hodges was born June 5, 1918, in Mullin, Texas. He went to be with his Lord March 11, 2011 (92 years). He was the son of Robert Minafee Hodges and Naomi (Jones) Hodges. He was united in marriage to Sibyl Kennedy on October 15, 1938,(a marriage that lasted 72 years and they had known each other only a few months when they became married; what a love story!!) in Dublin, Texas. He was preceded in death by one son, Donald Hodges in 1992. He is survived by his wife, Sibyl Hodges; son, Glenn Hodges of Gustine, Texas; and Betty Ethetton, whom he and Sibyl raised as their daughter, of Ranger, Texas. He served as Pastor of many Central Texas rural churches: 1st Church Glen Cove in Coleman County, Carlton, Lamkin and Laurel Street UMC in Dublin and several more. After retirement he was a member of First United Methodist Church in Dublin, Texas. He was a beloved member and Past Master of Dublin Masonic Lodge No. 504 in Dublin, Texas. His favorite quotes were "Anything worth doing is worth doing right." and another "Always give it your best". His son Glenn believes that Matthew 25: 21 describes his life best. J.W. had a life changing experience when he "got off the tractor to open a gate and when he started to get back on, Jesus was there, he said "I want you to be my preacher." J.W. said, "Oh ,I can't do that, I don't have any talent". But he gave it everything he had for more than 50 years and today his life is a part of our history.

Rev. Ken Lunsford

Melvin Prather
July 28, 1923 – March 24, 2011



Melvin was born on a dairy farm in Waxahachie, Texas on July 28, 1923. After graduation he moved to Dallas and became a "city slicker". While working at Leggett's Drug Store as a "soda jerk", he met and proposed to his wife of 54 years, Lula May Gregory. In 1943, Melvin served 18 months in the United States Air Force on the US Monticello in New Guinea. He received a Medical Discharge in Topeka, Kansas in February of 1945.

Picking up and starting all over again brought on a number of changes which included being a baggage agent, Deputy Clerk for a County Tax Office, and part owner in a restaurant.

Then he felt the call to ministry. He attended SMU and then moved his family to Fort Worth to attend Texas Wesleyan College, where he lived in the veteran barracks and served as an associate at Meadowbrook. Upon completion of seminary at TCU Brite Divinity School, he and Lou shared the message of God's love for thirty three years in several Methodist Churches throughout Texas and New Mexico. In the New Mexico Conference he served in Roswell, Albuquerque, Carlsbad, Crane, El Paso and Raton. He retired and transferred back to the Central Texas Conference to serve as Associate Minister at Westcliff in Fort Worth and then at Trinity in Arlington.

Even when faced with illness, he and Lou relied on their motto: Philippians 4:13, "I can do all things through Christ which strengthens me."

Rev. Frank Leach

IX. Roll of Deceased Ministerial Members

NOTE: The complete roll of the deceased members of the Annual Conference from 1866 through the session of 1968 will be found in the 1969 Journal. The list that follows includes only the ministers who were members of the United Methodist Church.

Name	Born	Died	Buried
Duke Barron	1909	1968	Van Alstyne
Edgar H. Johnson	1883	1968	Riesel
James M. Bond	1880	1968	Weatherford
A. Bruce Hornell	1940	1969	Trickham
C. H. Sisserson	1896	1969	Fort Worth
J. D. Smoot	1865	1969	Comanche
T. H. Burton	1883	1969	Riesel
George M. Seipp	1903	1970	Dallas
LaRue Vanderpool	1903	1970	Annetta
Roy E. Briggs	1891	1970	Corsicana
John Wesley Ford	1908	1970	Arlington
E. R. Stanford	1884	1970	Stanford Chapel, Waco
A. B. Hulme	1889	1971	Fort Worth
J. T. Gardner	1888	1971	Georgetown
J. M. Hays	1883	1971	Waxahachie
John C. Pace	1888	1971	Iowa Park
Elvis H. Carter	1907	1971	Fort Worth
Thomas Sterck	1895	1971	Fort Worth
A. W. Franklin	1887	1971	Graham
Lloyd Sanders	1906	1971	Dublin, Lower Green's Creek
Thomas B. Granger	1909	1972	Palmer
Gid. J. Bryan	1877	1972	Dallas
D. A. Chisholm	1891	1972	Proctor
Ray A. Langston	1883	1972	Gatesville
Charles E. Wilkins	1885	1972	Woodville
Chet C. Henson	1891	1972	Waco
D. R. McCauley	1887	1972	Meridian
Victor D. Dow	1883	1973	Mansfield
S. A. Baker	1904	1973	Waco
Henry C. Hoesch	1887	1973	Nebraska
W. T. Boulware	1890	1973	Hillsboro
Roy L. Crawford	1894	1973	Winters
Saul A. White	1900	1974	San Antonio
Frank L. Turner, Sr.	1893	1974	Brownwood
Ollie Apple	1897	1974	Walford
C. O. Shugart	1881	1974	Waxahachie
R. W. Call	1897	1974	Whitney
R. T. Wallace	1888	1974	Belton
J. G. McClendon	1931	1974	Oklahoma
T. S. Ogle	1883	1974	Waco
E. L. Craig	1893	1974	Lubbock
Alton W. Ferrill	1906	1974	DeLeon
Lloyd H. Olson	1900	1975	California
Walter Williams	1899	1975	Mexia
William B. Morton	1884	1975	Coleman
P. E. Riley	1882	1975	Fort Worth
Alvin S. Gafford	1901	1975	Indian Creek, Comanche
Hubert C. Smith	1899	1975	Fort Worth

Name	Born	Died	Buried
Glover Thomas	1907	1975	Dallas
Frank K. Suddath	1884	1975	North Carolina
Claude P. Jones	1888	1975	Mississippi
H. D. Huddleston	1878	1975	Cleburne
R. Frank Stone	1906	1976	Gatesville
Floyd E. Johnson	1903	1976	Fort Worth
H. D. Hamilton	1910	1976	Springhill
W. E. Harrell	1895	1976	Waco
E. H. Lightfoot	1892	1977	Fort Worth
Ross G. Smith	1901	1977	Dallas
C. M. Buttrill	1884	1977	Waco
George A. Fallon	1905	1977	Arlington
P. W. Layne	1885	1977	Oglesby
Charles H. Cole	1904	1978	Waco
Prince E. Cantrell	1885	1978	Mineral Wells
Wallace N. Dunson	1901	1978	Waco
Sam E. Mohondro	1935	1978	Waco
W. W. Baker	1889	1978	Waco
R. Herman Boyd	1893	1978	Waco
Urban A. Schulze	1910	1978	Bangs
J. E. Buchanan	1927	1978	Waco
Aubrey Edwards	1934	1978	Waxahachie
J. K. Brim	1894	1978	Arlington
Otis F. Brown	1903	1978	Graham
James W. Lane	1934	1978	Fort Worth
Willie B. Johnson	1910	1978	Temple
Wilford V. Bane	1909	1979	Arlington
Henry E. Kuykendall	1891	1979	Waco
Horace Poteet	1888	1979	San Angelo
Oran Stephens	1901	1979	Waxahachie
Joseph I. Patterson	1894	1979	DeLeon
Raybon Porter	1899	1979	Wichita Falls
Homer R. Hall	1888	1979	Dublin, Lower Green's Creek
S. Ross Grace	1900	1979	Cisco
William C. Crawford	1921	1980	Crawford
Arthur G. Standlee	1893	1980	Little River
W. W. Ward	1887	1980	Fort Worth
S. A. Keese	1907	1980	Waco
Nancy Todd Murray	1948	1980	Cresson
Frank T. Fisher	1892	1980	Waxahachie
Milton G. Slayden	1902	1980	Waxahachie
J. L. Glaze	1915	1980	Cleburne
H. M. Hopkins	1885	1980	Fort Worth
Abraham McGill	1919	1980	Anderson
Robert Cope	1943	1980	Fort Worth
M. A. L. Freeman	1900	1980	Austin
J. D. F. Williams	1902	1980	Fort Worth
Warren Flynn	1901	1981	Fort Worth
Roy Davis	1899	1981	Corsicana
J. L. Oliver	1887	1981	Dublin, Lower Green's Creek
J. Morris Bailey	1913	1981	Waco
Chester A. Wilkerson	1896	1981	Winters
Eldridge M. Cooper	1902	1981	Mexia
Ernest M. Rucker	1920	1981	Temple
Roy F. Johnson	1904	1981	Crockett

Name	Born	Died	Buried
G. J. Goff	1907	1982	Waco
G. Alfred Brown	1900	1982	Fort Worth
Samuel M. Franklin	1891	1982	Freestone County
Anthony J. Miller	1889	1982	Newton, Kansas
Wallace J. Shelton	1909	1983	Fort Worth
Dale Yant	1925	1983	Iredell
Daniel B. Baker	1884	1983	Temple
John H. McDaniel	1919	1983	Columbus, Texas
James H. Campbell	1922	1983	Fort Worth
Peyton Goodman	1905	1983	Corsicana
Oswald B. Salyer	1916	1983	Los Angeles, California
L. Warren Olliff	1926	1983	Dallas
Jack Payne	1924	1983	Clifton
Maggart B. Howell	1917	1983	Fort Worth
Frank H. Ingram	1901	1983	Fort Worth
Thad E. Son	1903	1983	Mansfield
Roy E. Stanley	1921	1984	Waco
John H. Basham	1928	1984	Fort Worth
Jimmy Ray Scott	1924	1984	Smithfield
Paul Witcher Utley	1891	1984	Waco
J. W. Whitefield	1902	1984	Waxahachie
Luckie Elder Muse	1888	1984	Waco
Haldor Duncan	1914	1985	Clifton
George Fred Siler	1885	1985	Moody
William L. Hankla	1899	1985	Fort Worth
J. W. Sprinkle	1914	1985	Fort Worth
John Harper	1918	1985	Arbala
Donald Welsh	1929	1986	California
S. Wayne Reynolds	1914	1986	Weatherford
E. C. Hewitt	1913	1986	Kirbyville
Allen Peacock	1902	1986	Houston
Horace Williams	1895	1987	Nashville, Tennessee
Jonas L. Davenport	1906	1987	Clifton
Guy Perdue	1906	1987	Greenville
Frank Bartos	1903	1987	Waco
Henry Taylor	1912	1987	Waco
Bob Evans	1916	1987	Weatherford
Ernest Roper	1893	1987	Brownwood
Bill Easley	1928	1987	Temple
James Earl Morton	1902	1988	Clifton
William F. Smith	1894	1988	Waco
L. Stanley Williams	1909	1988	Waco
James N. Johnson	1918	1988	Roswell, New Mexico
Gaston Foote	1902	1989	Fort Worth
Fred George Benkley	1894	1989	Fort Worth
Ernest Duncan Piott	1906	1989	Gainesville
Rester A. Brooks, Jr.	1925	1989	Fort Worth
Hubert W. Crain	1906	1989	Stephenville
John W. Elliott	1925	1989	Fort Worth
B. L. McCord	1906	1989	Fort Worth
C. A. Sutton	1902	1989	Fort Worth
Walter M. Walmsley	1918	1989	Fort Worth
George Greebon	1909	1990	Fort Worth
James Shuler	1931	1990	Brownwood
C. D. Wooten	1899	1990	Clebume

Name	Born	Died	Buried
Hubert H. Barnett, Sr.	1908	1991	Hubbard
Albert Leslie Cronk	1923	1990	Waxahachie
William S. Fisher	1910	1990	Hurst
John William Gill, Jr.	1909	1991	Arlington
John Donald Hazlewood	1924	1991	Fort Worth
Jackson C. Oglesby	1900	1991	Arlington
Frank L. Turner, Jr.	1920	1990	Brownwood
W. C. Taylor, Jr.	1930	1991	Waco
Paul Christopher	1899	1992	Arlington
Victor Earl Hankinson	1912	1993	Waco
John B. Holt	1915	1993	Dallas
John Dillard Hutcheson	1934	1993	Springtown
Robert Vance Lindsey	1931	1993	Cleburne
William Lloyd Shaw	1907	1993	Waco
C. J. Ledet	1930	1993	Marrero, Louisiana
D. L. McCree	1903	1993	Graham
Wallace W. Pittman	1908	1993	Temple
J. D. Walsh	1910	1993	Jonesboro
A. B. McCown	1918	1994	Wichita Falls
Richard Millsap	1923	1994	Covington
Floyd A. Boulware	1912	1994	New Mexico
Carl Poe Mehaffy, Jr.	1922	1994	Fort Worth
William M. Greenwaldt	1918	1994	Fort Worth
Robert Almanza	1943	1994	Waco
Denzil G. Wright	1918	1995	Springtown
Charles Joseph McAfee	1924	1995	Watts Chapel
Leonard L. Haynes, Sr.	1898	1996	Inglewood, CA
Sidney Francis Bunn	1937	1996	Little River
Kester Maurice Hearn	1908	1996	Fort Worth
Karl Lavelle Swain	1929	1997	(Nevada)
Cecil Martin Ellis	1909	1997	Arlington
William G. Whitaker	1909	1997	Waco
Eustace R. Gordon	1896	1997	Fort Worth
Robert Wayne Richmond	1924	1997	Arlington
Leonard D. Kelley	1927	1997	Fort Worth
Louis John Shambeck	1923	1997	Graham
George Morris	1923	1997	Grand Prarie
Sam Partee	1924	1997	Bradshaw, TX
H. Brown Loyd	1905	1998	Waco
Cleo Metcalf	1917	1998	Arlington
Henry "Joe" Cooper	1925	1998	Holland, TX
Noah Warren McCain	1919	1998	Fort Worth
Dan Johnson	1909	1999	Weatherford
John James Fourie	1927	1999	Farmers Branch
Jan Lynette White	1952	1999	Granbury
Marvin "Steve" Monk	1947	1999	Graham
Leroy Brown	1904	1999	Cleburne
Dewitt L. Barnes	1898	1999	Abilene
Quay Parmer	1912	1999	Arlington
Garrett C. Creppon	1937	2000	Arlington
Barbara Johnson-Arther	1958	2000	Eastland
Thelma Buchanan	1928	2000	Waco
H. Gordon Dennis	1923	2000	Temple
Edward H Otwell	1926	2000	Cleburne
Lloyd Coker	1911	2000	Comanche

Name	Born	Died	Buried
Ervin Gathings	1920	2000	Fort Worth
A Bailey Duncan	1926	2000	Panhandle, TX
Hubert Taylor	1918	2000	Granbury
Henry Price	1902	2001	Waxahachie
Simon W. Curtis	1906	2001	Waco
Plez Todd	1909	2001	Gatesville
Floyd Thrash	1903	2001	Fort Worth
Timothy Russell	1942	2001	Fort Worth
John Lightfoot	1931	2001	Temple
Homer Cox	1916	2002	Nolanville
Homer Pumphrey	1918	2002	Nolanville
James Harvey Raines	1918	2002	Cleburne
James "Jack" Hopkins	1922	2002	Mineral Wells
Albert Pitts	1925	2002	Temple
Lloyd Sansom	1930	2002	Waco
Estill Allen	1912	2002	Early
B. F. "Biff" Jackson	1907	2002	Mercedes
H. Dan Hitt	1935	2003	Waxahachie
Roy Thurman Bassett	1929	2003	
Robert L. "Bob" Davis	1938	2003	
William Earl Mitchell	1914	2003	Dallas
John Boyd Richardson	1910	2003	Arlington
Lowell Randall Rogers	1919	2003	Poolville
Tolbert Jack Vereen	1925	2003	Poolville
Carroll Thompson	1913	2004	Maypearl
Frank R. Williams	1932	2004	Frost
Susan K. Longley	1962	2004	
Luther J. Helm	1912	2004	Comanche
Hal Wylie Davis	1935	2004	Nolanville
Bennie McBryde	1913	2004	Waco
Norman Purvis	1915	2005	
T. Morgan Garrett	1920	2005	Stephenville
Charles M. Walton	1921	2005	
Robert Terrell Nelson	1935	2005	Burleson
Ben Harold Feemster	1929	2005	Fort Worth
Lee R. Geldmeier	1915	2005	Waco
Rebecca Ann Emery	1950	2005	
H. Lively Brown	1926	2006	Granbury
Burt M. Gillis	1912	2006	Moody
Cleo. C. Sessions	1909	2006	Fort Worth
Charles E. Cox, Jr.	1926	2006	Graham
Elden Douglas Traster, Jr.	1928	2006	
William Moody	1925	2006	Waco
Albert Jessie Wormwood	1914	2006	Weatherford
Glenn Caroll Bowman	1916	2006	Joshua
John Edward Dowd	1922	2006	
Eric C. Purnell	1915	2006	Waco
Raymond Burton	1912	2006	Fort Worth
George McAfee Matthews	1922	2006	Salado
Ernestine Scott	1937	2007	Waco
Bobby Dean Baggett	1954	2007	Fort Worth
Len Layne	1913	2007	Mineral Wells
James B. Ansley	1912	2007	Bazette
Walter G. Black	1918	2007	Fort Worth
Lawrence A. Zellers	1922	2007	

Name	Born	Died	Buried
Clyde E. Zellers, Jr.	1918	2007	
Robert G. Haynes	1922	2007	Colleyville
Kenneth Bass	1924	2007	Blooming Grove
Nicholas Henry Kupferle, Jr.	1922	2007	
J. Charles Shelley	1929	2008	
Ernest O. DeWald	1917	2008	
Gene F. Allen	1919	2008	Crawford
Robert A. Greaves, Jr.	1921	2008	
Carl G. Owens	1926	2008	Copperas Cove
Roy Rollin	1914	2008	Fort Worth
Joe Douglas Worley	1931	2008	Dallas/Ft Worth National Cemetery
Norman Bruner	1927	2008	
Gene Austin Moore	1930	2008	Bosqueville
Paul Wiseman	1916	2008	Hillsboro
Beverly Hamilton	1962	2008	
Elmer Glazener	1928	2008	Ferris
H.F. Meier, Jr.	1922	2009	Riesel
Homer R. Kluck	1928	2009	Perry
Crandell Marsden Hunt	1919	2009	Fort Worth
William Norris Shirey	1919	2009	
John Kenneth Shamblin, Jr.	1940	2010	
Dan W. Williams, Sr.	1931	2010	
Robert Wilbum Sanders	1928	2010	Fort Worth
Woody Flint, Jr.	1928	2011	
Ken Diehm	1958	2011	
Wilbur Thomas "Bill" Reynolds	1925	2011	
Jones Woodrow "J. W." Hodges	1918	2011	
Melvin Prather	1923	2011	

X. Historical

Annual Conference Register
(After Merger with West Texas Conference)

No.	Place	Date	President	Secretary
1	Fort Worth	May 24, 1970	Bishop W. Kenneth Pope	J. D. F. Williams
2	Fort Worth	June 7, 1971	Bishop W. Kenneth Pope	J. D. F. Williams
3	Fort Worth	June 4, 1972	Bishop W. Kenneth Pope	J. D. F. Williams
4	Fort Worth	June 3, 1973	Bishop W. McFerrin Stowe	J. W. Sprinkle
5	Waco	June 2, 1974	Bishop W. McFerrin Stowe	J. W. Sprinkle
6	Fort Worth	June 1, 1975	Bishop W. McFerrin Stowe	J. W. Sprinkle
7	Waco	June 6, 1976	Bishop W. McFerrin Stowe	J. W. Sprinkle
8	Waco	June 5, 1977	Bishop W. McFerrin Stowe	J. W. Sprinkle
9	Fort Worth	June 4, 1978	Bishop W. McFerrin Stowe	J. W. Sprinkle
10	Waco	June 3, 1979	Bishop W. McFerrin Stowe	J. W. Sprinkle
11	Fort Worth	June 1, 1980	Bishop W. McFerrin Stowe	J. W. Sprinkle
12	Waco	May 31, 1981	Bishop John W. Russell	W. M. Greenwaldt
13	Fort Worth	May 30, 1982	Bishop John W. Russell	W. M. Greenwaldt
14	Waco	June 5, 1983	Bishop John W. Russell	W. M. Greenwaldt
15	Fort Worth	June 3, 1984	Bishop John W. Russell	W. M. Greenwaldt
16	Waco	June 2, 1985	Bishop John W. Russell	W. M. Greenwaldt
17	Arlington	June 1, 1986	Bishop John W. Russell	W. M. Greenwaldt
18	Waco	June 1, 1987	Bishop John W. Russell	H. Gordon Dennis
19	Fort Worth	June 6, 1988	Bishop John W. Russell	H. Gordon Dennis
20	Arlington	June 5, 1989	Bishop John W. Russell	Sidney Roberts
21	Waco	June 3, 1990	Bishop John W. Russell	Sidney Roberts
22	Fort Worth	June 2, 1991	Bishop John W. Russell	Sidney Roberts
23	Arlington	May 31, 1992	Bishop John W. Russell	Sidney Roberts
24	Waco	June 6, 1993	Bishop Joe A. Wilson	Sidney Roberts
25	Fort Worth	June 5, 1994	Bishop Joe A. Wilson	Sidney Roberts
26	Waco	June 4, 1995	Bishop Joe A. Wilson	Richard M. Freeman
27	Fort Worth	June 2, 1996	Bishop Joe A. Wilson	Richard M. Freeman
28	Waco	June 1, 1997	Bishop Joe A. Wilson	Richard M. Freeman
29	Fort Worth	May 31, 1998	Bishop Joe A. Wilson	Richard M. Freeman
30	Waco	June 6, 1999	Bishop Joe A. Wilson	Richard M. Freeman
31	Fort Worth	June 4, 2000	Bishop Joe A. Wilson	Charles L. McClure
32	Waco	June 3, 2001	Bishop Ben R. Chamness	Charles L. McClure
33	Waco	June 2, 2002	Bishop Ben R. Chamness	Charles L. McClure
34	Fort Worth	June 1, 2003	Bishop Ben R. Chamness	Charles L. McClure
35	Waco	May 30, 2004	Bishop Ben R. Chamness	Charles L. McClure
36	Fort Worth	June 5, 2005	Bishop Ben R. Chamness	Charles L. McClure
37	Waco	June 4, 2006	Bishop Ben R. Chamness	Harvey L. Ozmer
38	Fort Worth	June 3,2007	Bishop Ben R. Chamness	Harvey L. Ozmer
39	Fort Worth	June 1, 2008	Bishop Ben R. Chamness	Harvey L. Ozmer
40	Southlake	June 7, 2009	Bishop J. Michael Lowry	Harvey L. Ozmer
41	Fort Worth	June 6, 2010	Bishop J. Michael Lowry	Harvey L. Ozmer
42	Waco	June 5, 2011	Bishop J. Michael Lowry	Harvey L. Ozmer

XI. Guiding Principles and Best Practices

GUIDING PRINCIPLES & BEST PRACTICES

Introduction to Guiding Principles & Best Practices

The task assigned our team was to reconcile the former "Standing Rules" of the Annual Conference with the new programs and structures of the Exodus Project, adopted by the Annual Conference in November of 2010.

Our group felt it important for our work to express the "Guiding Principles" adopted by the Annual Conference in the Exodus Project as the first section of this report. These principles are foundational to the understanding of our mission and ministry.

Realizing that the Exodus Project was a roadmap for a church in transition, the phrase "Standing Rules" does not describe an Exodus journey. The Church described in the Exodus Project is on the move, facing change, and adapting quickly to changing realities. It is for that reason that the second section of our work is named "Best Practices."

Finally, as we looked at our previous Standing Rules, it became clear that the number of actual "rules" was very small. The vast majority of the content related to policies and procedures that were part of the work of the various structural organizations.

In order to make our organization more nimble and adaptive, we offer the proposal that those items be included in a Conference Policy and Procedure Manual that is also part of this report. Unlike the "Best Practices and Guiding Principles," these policies and procedures can be handled at the appropriate organizational level and do not require a 2/3 vote of the annual conference to amend or suspend.

We also approached this task with the hope that both documents will be more organic and less institutional. They are living and breathing organism that adapt and change as necessary to do the work of God in the world.

Task Force members:

Chair: Mike Young

Burnham Robinson, Bryan Patrick, Luther Henry, Gary Torian, Harvey Ozmer, and Georgia Adamson

Guiding Principles of the Central Texas Annual Conference

- We embrace and celebrate the mission of the United Methodist Church of "making disciples of Jesus Christ for the transformation of the world."
- We believe that the churches of our conference are "mission stations," outposts for the work of God in the world.
- We believe that mission at all levels of the church should be well defined, laser focused, with measurable outcomes.
- We believe that the Conference and its local congregations are called to be good stewards of the resources God provides for our work.
- We believe that we are called to be faithful to the five core values of Evangelism, The Wesleyan Tradition, Spiritual Growth, Mission, and Inclusiveness.
- We embrace the four focus areas of the United Methodist Church of: 1) Developing principled Christian leaders for the church and the world, 2) Creating new places for new people by starting new congregations and renewing existing ones, 3) Engaging in ministry with the poor, and 4) Stamping out killer disease by improving health globally.
- We believe that each local church can become a "Fruitful Congregation" by practicing Radical Hospitality, Passionate Worship, Intentional Faith Development, Risk-Taking Mission, and Extravagant Generosity.
- We believe in the inevitability of change, that it's God's gift, and it is our task to manage change in efficient and creative ways.

Annual Conference Best Practices
(Section One)

- The Central Texas Conference shall be organized according to the current Book of Discipline of the United Methodist Church. In accordance with the Discipline, it shall meet annually at a time appointed by the Bishop at the location chosen by the Annual Conference. Adjourned or special sessions shall be called in a manner set forth by the Discipline.
- The business of the Annual Conference shall be conducted by the current edition of Roberts Rules of Order.
- A Preliminary Report of matters for consideration by a session of the Annual Conference shall be made available to the members of the Annual Conference at least one month prior to the session of the Annual Conference.

- Lay members and alternate lay members of the Annual Conference shall be elected at their local church charge conference for a one-year term following their election, subject to the provisions of the Book of Discipline.

- There shall be an equal number of lay and clergy members on the Annual Conference. The procedure for the equalization of lay and clergy members in the next Annual Conference will be presented as part of the report of Center for Mission Support.

- The procedures for handling matters to be presented to Annual Conference that were not in the Preliminary Report can be found in the Policy and Procedure Manual of the Annual Conference.

- Any of the Best Practices of the Annual Conference may be amended or suspended by a two-thirds vote of those present and voting at a session of the Annual Conference provided that any such motion to amend the Best Practices must be laid on the table at least one day before the Conference can vote to amend.

- Vacancies in membership on Annual Conference bodies that occur between sessions of the Annual Conference shall be filled by the appropriate bodies following the procedures outlined in the Policy and Procedures Manual of the Annual Conference.

- General Church and Annual Conference apportionments shall be apportioned to each local church on a conference wide basis. The details of the formula shall be part of the report of The Annual Conference Council on Finance and Administration. (¶613.3)

- There shall be a Manual of Conference Policies and Procedures that outlines policies and procedures related to Financial Matters, Clergy Benefits, Change of Appointment and other issues related to the functions of the Church.

- There will be a team to read, record, and approve the proceedings of the Annual Conference after the final session. The team will be nominated by the Center for Mission Support and approved by the Core Leadership Team.

- The Districts of the Annual Conference will organize in such a way to reflect the offices/tasks required by the Book of Discipline and the Annual Conference. Beyond the basic Disciplinary and Conference requirements, Districts may organize in the best way to accomplish the mission of the Annual Conference and support the mission of their local churches.

Financial Best Practices
(Section 2)

- The fiscal year of the Annual Conference shall be from January 1 to December 31, and the salaries of clergy members (appointed as pastors, District Superintendents, Executive Center Directors) and lay employees shall be paid accordingly.

- The Council on Finance and Administration shall present the proposed budget for the purpose of clarification and correction only at the first business session of the Annual Conference each year. Changes in the proposed budget shall be reported by the committee, board and/or Center making the request at the time they report to the Annual Conference. Approval or disapproval of the financial request shall be voted as an amendment to the proposed budget at the final presentation of the budget by CFA at the last session of the Annual Conference.

- Any proposal to create a new apportionment or to change the purpose for an existing apportionment shall be presented during a regular or called session of the Annual Conference, and shall not be voted on until the next session of the Annual Conference.

- Any proposed change of the decimal formula shall first be studied by the Council on Finance and Administration. CFA shall then report its recommendation to the Annual Conference (2008 Book of Discipline ¶615).

- The auditing firm approved by the Conference Council on Finance and Administration shall audit all books of treasurers of boards whose auditing is not provided in the Book of Discipline, and report the results to the CFA. A statement of these accounts will be sent to the Conference Secretary for inclusion in the minutes.

- The Council on Finance and Administration shall recommend the mileage reimbursement for necessary travel to Conference meetings for members of all Conference entities.

- The Conference Treasurer, after the close of the fiscal year, shall transfer into the Operating Reserve all unexpended balances of the annual appropriations for the year just closed (excepting only items specifically exempted by the Council on Finance and Administration). The Conference Treasurer will honor the requisitions for all necessary expenses of the new fiscal year within the limits of the appropriations.

Annual Conference Organization
(Section Three)

- The Annual Conference is to be organized to accomplish the stated mission of the United Methodist Church. "The mission of the church is to make disciples of Jesus Christ for the transformation of the world."

- There shall be a **Core Leadership Team** who will oversee the administration and mission of the Annual Conference. It will develop measurable outcomes for the Central Texas Conference in keeping with the direction laid out by the Annual Conference and which are faithful to the Book of Discipline. The team will identify emerging mission needs and deploy resources to meet them. The Team will create a culture of accountability for the Center Teams and their Executive Directors. The Team will be convened by the Bishop or in the absence of the Bishop by the Assistant to the Bishop.

  1. The membership of the Core Leadership Team will include;
     a. The Bishop (voice but not vote)
     b. The Conference Lay Leader
     c. One lay member elected by each of the five geographical districts
     d. One lay member Chosen from the New Church District
     e. Three at-large members appointed by the Bishop
     f. Dean of the Cabinet
     g. The Assistant to the Bishop
     h. The Executive Director of the Center for Leadership
     i. The Executive Director of the Center for Evangelism & Church Growth
     j. The Executive Director of the Center for Mission Support

  2. Specific Responsibilities of Core Leadership Team and its Temporary Project Groups
     a. Annual Conference Strategic Planning
     b. Management and updating the Guiding Principles of the Conference
     c. Planning of the sessions of Annual Conference
     d. Other Project Groups that are needed to facilitate the mission of the Conference.

- There will be the **Connectional Table** of the Annual Conference. Its purpose is to provide for the diversity of voices and interests of the Conference to be heard in conversation about the mission and ministry of the Church. The group is collaborative and inclusive. The Connectional Table is to enable the flow of information and communication among the various interests and ministries within the Conference. The Table is where the representative areas required by the Book of Discipline will reside.

  1. The membership of the Connectional Table shall include:
     a. Executive Directors of The Three Centers
     b. President of Conference United Methodist Women

c. President of Conference United Methodist Men
d. Inclusiveness Team (Includes attention to:)
   1) The Status and Role of Women
   2) Native American Ministries
   3) Disability Concerns
   4) Religion and Race
e. President of Conference Student Leadership Team
f. Team Leader of Conference Young Adult Ministries
g. Team Leader of Unity and Interreligious Concerns
h. Team Leader of Commission on Archives and History
i. Members of General and Jurisdictional bodies who reside in the Annual Conference

2. The Connectional Table will be convened by any of the Executive Center Directors.

- There will be a **Center for Leadership.** The Executive Director of the Center for Leadership will also serve as the Assistant to the Bishop. The Center will be responsible for the following functions:
  1. Higher Education
  2. Campus Ministry
  3. Intentional Interim Ministry
  4. Extension Ministries
  5. Identification, recruitment, and equipping of young, diverse, lay and clergy leaders.
  6. Resourcing for Healthy Churches.
  7. Communication and information technology for the Annual Conference.
  8. Professional and Ethical Behavior for Clergy and Lay Leaders
  9. Annual Conference Nominations and Leadership

The Center will be the organizational home of the following:
1. The Board of Ordained Ministry
2. The Committee on Administrative Review
3. The Committee on Investigation
4. The Board of Laity
5. The Order of Elders
6. The Order of Deacons
7. The Order of Local Pastors
8. Committee on the Episcopacy
9. Committee on Counseling (program)

- There will be a **Center for Evangelism and Church Growth.** The Center will be responsible for the following functions:
  1. Small membership and rural church transformation.
  2. Ethnic local church concerns
  3. Evangelism and witness
  4. Establishment of new faith communities

5. Transformation of Existing Congregations.
6. Parish and Community Development

- There will be a **Center for Mission Support**. The Center will address the following issues.
  1. The Administrative Functions of the Annual Conference
     a. Finance
     b. Health Insurance
     c. Pensions
     d. Minutes of the Annual Conference
     e. Archives and History
     f. Episcopal Residence
     g. Equalizing of Annual Conference Membership
     h. Conference Center Facility
     i. Glen Lake Camp
     j. Equitable Compensation and Clergy Benefits
     k. Housing for Retired Ministers

  2. The Missional Outreach of the Annual Conference
     a. Conference Mission Ministries
     b. Volunteers in Mission
     c. Disaster Response
     d. Mission Experience (CTCYM & VIM)
     e. Safe Sanctuary Policy
     f. Conference Student Leadership Team

  3. It will be the organizational home of the following:
     a. Committee on Counseling
     b. Glen Lake Camp & Retreat Center Board
     c. Committee on Finance & Administration
     d. The Board of Pensions & Health Benefits
     e. The Board of Trustees
     f. The Committee on Episcopal Residence
     g. The Commission on Equitable Compensation & Clergy Benefits

XII. Policies and Procedures

Central Texas Conference of the United Methodist Church
Policies & Procedures
of the Annual Conference

2011-2012

Procedure for Equalization of Lay Clergy Members of the Annual Conference

1. It shall be the responsibility of the Center for Mission Support annually to revise the number of additional lay members required to equalize lay and clergy membership of the Annual Conference.

2. The Center for Mission Support shall notify each District Superintendent as to the churches that will elect additional members preceding the next Annual Conference, by September 1.

3. To equalize the number of lay and clergy, the following will be members by virtue of offices held;
   a. Each District Lay Leader
   b. Each District United Methodist Women President
   c. Each District United Methodist Men President
   d. Each District Student Leadership President
   e. One additional youth designated by the District Student Leadership Team
   f. Lay chairs of Conference boards, councils, commissions, or committees.
   g. Lay Members of any general and/or jurisdictional agencies who reside in the Central Texas Conference and are not otherwise members of the Annual Conference.

Procedure for Submitting Matters to Be Presented to the Annual Conference Session

1. All resolutions and petitions for consideration of Annual Conference shall be presented to the Center for Mission Support sixty days prior to the beginning of the Annual Conference session. It is the responsibility of the Center for Mission Support to send these resolutions and petitions to the appropriate Center Team. The Center Team will report a recommendation of concurrence or non-concurrence and/or any revisions prior to the Annual Conference.

2. All matters to be presented to the Annual Conference in session which pertain to the work of one of the Center Teams, and which were not received and considered before the Preliminary Report was made available, shall be referred by the Center for Mission Support to the appropriate Center Team for consideration. The Center Team will report a recommendation of concurrence or non-concurrence and/or any revisions prior to the Annual Conference.

3. All other papers, resolutions or reports presented to Annual Conference which may not pertain directly to the work of one of its standing bodies must also be referred to the designated Conference Secretary and then to a study committee nominated by the Bishop and elected by the Annual Conference. Those shall be reported back to the Conference with recommendation for concurrence or non-concurrence and/or any revisions prior to the close of the Conference session, unless otherwise directed by the Annual Conference.

4. All papers, resolutions, obituaries and reports coming to the Conference, not included in the preliminary report, must be typewritten and copies of said report must be in the hands of the designated Conference Secretary before they are presented to the Conference. Any reports requiring approval of the Annual Conference, not in the preliminary report, shall be reproduced for members of the Conference by the proponent so that all may follow the report as it is being presented.

5. The Center for Mission Support shall designate a team to receive and publish suitable memoirs of deceased clergy and widows or widowers of clergy. The clergy in charge of the funeral of such persons shall be responsible for preparing the memoir and filing it with the Center for Mission Support immediately after the funeral.

Procedure for Nominations to Annual Conference

There shall be an Annual Conference Nominations and Leadership Team. It shall be the purpose of the Team to seek out and enlist the services of the best-qualified persons available within the Annual Conference to fill various positions for which it is to make nominations.

The membership shall be the Bishop, who shall be the chair, voice but no vote,

1. the District Superintendents,
2. Lay Leader, the Conference
3. Presidents of Conference United Methodist Women, Conference United Methodist Men, Conference Student Leadership Team
4. District Lay Leaders,
5. One other youth representative recommended annually by the Conference Student Leadership Team,
6. Representatives recommended annually by the Commission on Inclusiveness,
7. Three clergy at-large elected annually upon nomination.
8. The Executive Directors of the Centers for Mission Support, Leadership, and Evangelism and Church Growth shall be members without vote.

The Conference Committee on Nominations and Leadership procedure for officers of boards, councils or agencies of the Conference as required by the Discipline and/or Standing rules shall be:

1. The respective boards and agencies shall nominate their own officers and present the names to the Nomination Team prior to February 10 of the year in which they shall be elected
2. The Nominations Team may return the nominations to the boards and agencies with possible recommendations for further review and resubmission;
3. The Committee on Nominations shall have ultimate authority to submit nominations to the Annual Conference in order to achieve appropriate age, ethnic, gender, District and expertise representation.
4. When the nominations are complete, the Committee on Nominations shall present the names of the officers of the respective boards and agencies and Center Teams to the Annual Conference for election.

The Annual Conference Nominations and Leadership Team shall make nominations to the Annual Conference as may be necessary for the following positions required by the current Book of Discipline.

No person shall serve as an elected member of more than one of the Annual Conference standing bodies at one time, unless necessary for age, ethnic, gender, District or expertise representation.

The nomination procedure for Conference Teams, Boards, Committees and Commissions shall be as follows:

1) Prior to February 1st of each year, the Center for Leadership shall make available to each District Superintendent a listing of all positions for which District nominations are solicited for consideration by Conference Nominations Team to appear on the slate that will be presented at the ensuing Annual Conference session;

2) Prior to February 10th, the District Superintendents of the respective Districts shall distribute to the local church Lay Leaders and to the pastors of the respective Districts the listing of all positions for which District nominations are being solicited from the local churches for positions to be elected at the ensuing Annual Conference session;

3) Prior to March 15th, the District Committee on Nominations will meet for the purpose of preparing District nominations for all positions in question, taking into consideration the names submitted by local churches. The District Committee, however, shall make nominations of only persons it feels are adequately equipped for the task and may elect not to make nominations in those cases where it feels minimum qualifications for the positions in question are not present. All persons being considered for a position in the Annual Conference shall be contacted by the District Committee on Nominations before nomination to Annual Conference regarding the responsibilities of the position and whether or not they are willing to serve, if nominated and elected

4) Prior to May 10th, the Conference Nominations Team shall meet to prepare a list of nominees for all positions that must be filled by the next Annual Conference.

5) All persons being considered for a position in the Annual Conference shall be contacted by the Conference Nominations Team before nomination to Annual Conference regarding the responsibility of the position and whether or not they are willing to serve, if elected.

Prior to April 1, all agencies and institutions related to the Annual Conference shall submit to the Center for Leadership their nominations of persons to be elected by the Central Texas Conference to serve on their boards of Directors or trustees.

It is recommended that insofar as possible, the membership on leadership teams, councils, boards, and agencies of the Annual Conference shall be representative of the Conference's Districts except for the Board of Ordained Ministry.

All Annual Conference Standing Bodies shall have the right to add up to four additional persons to their membership in addition to other Conference guidelines, in order to ensure age, gender, ethnic, and District and expertise representation.

The chair of Commission on Communications and the Commission on Archives and History will be elected at the Annual Conference preceding the next General Conference unless prohibited by the Discipline. If not already serving on the body, they will serve as ex-officio members of their respective standing body for one year prior to their taking office in the new quadrennium. All other members of the [standing bodies] will be elected and begin membership at the first Annual Conference following General Conference

All nominations shall be for a quadrennium that corresponds with General Conference except if this is in violation of the Discipline or with special Annual Conference approval.

Annual Conference Financial Procedures

A. Remittance Procedure

Apportionment payments, askings, special day offerings, advance specials, and any missional gifts from a pastoral charge to the Conference Treasurer should be submitted either online or by check with accompanying current year remittance form supplied by the Council on Finance and Administration. The Conference Treasurer will in turn post online, in a timely fashion, remittances received. The Conference Treasurer will also report monthly to the Bishop and Cabinet the status of funds remitted.

B. Conference Budget Preparation Procedure

After careful consideration of all financial responsibilities of the Annual Conference, the Council on Finance and Administration, and the Executive Center Directors shall recommend all funding levels for the major categories in the total Conference program. If for any reason the Conference benevolence budget needs to be changed, CFA shall adjust the allocation and refer it back to the three Conference Centers for adjustments of the itemized appropriations in the Conference benevolence budget. Should any Conference Center agency feel its cause has been neglected or excluded, it shall have the opportunity to represent its cause before the Council on Finance and Administration (Book of Discipline ¶614).

C. Conference Budget based on Local Church Decimal

All Conference items allocated to the local churches of the Conference shall be

based on the decimal arrived at by the following formula: Determine Conference total expenditure by adding the total of the following Table II statistical items:

51A Pension & Benefit Funds (CRSP)
53 Pastor's Base Compensation
54 Associate Pastor's Base Compensation
55 Utilities and Housing paid to/for Pastor and to/for Associate(s)
57 Travel and Other Allowances paid to/for Pastor and Associate (s)
58 Deacon(s) Compensation
59 Diaconal Compensation
60 Other Staff Compensation
61 Current Program Expense
62 Other Current Operating Expense

Add the above ten (10) expenditures for each local church to get the "local church total expenditure." Divide each "local church expenditure" by the "Conference total expenditure" to arrive at the local church decimal. (Each decimal is rounded to five decimal places.) Multiply the local church decimal by Conference Apportionment allocation to get the Local Church Apportionment. (Each apportionment is rounded to the nearest dollar, with each church being apportioned at least one dollar for each apportionment.)

D. Council on Finance and Administration Duty

It shall be the duty of the Council on Finance and Administration to compute the decimal annually using the latest statistics (corrected, if necessary), and furnish the table of apportionments to the Districts for distribution.

E. Items for Distribution

All items to be distributed under the formula are included in the Conference budget: all General Church Apportionments, all Jurisdictional Church Apportionments, and Annual Conference Administration and Ministries. Others can only be added by action of the Annual Conference.

F. Special Day Offering

Any Special Day Offering, except where set by the Book of Discipline, must first be annually presented and approved by the Council on Finance and Administration. No such day shall be recommended to the Annual Conference for any agency, cause, or institution, nor shall such a day be listed or printed on the Conference calendar, unless such agency, cause, or institution has presented a full financial statement and audit, including current annual income and expense, together with its report to the appropriate Conference Ministry Center.

Procedures for Discontinued or Abandoned Church Property

Any property abandoned in the past or that shall be abandoned in the future and the property disposed of as directed by the Book of Discipline in accordance with 2008 ¶ 2548, the proceeds derived there from, if any, shall be first applied to the retirement of pension deficits, and the satisfaction of any claims against ministerial pension annuities which may have arisen out of failure of that church to make proportionate payment for support. The remaining proceeds are to be transferred to the Center for Church Growth and Development.

In the event of a church closure or abandonment, the official and historical records of the closed or abandoned church will be transferred directly to the Archives Depository of the Central Texas Conference by the District Superintendent of the District in which the closed or abandoned church is located.

In the event of two or more churches merging, the official and historical records of the churches being merged shall be transferred to the Archives Depository of the Central Texas Conference by the District Superintendent of the District in which the churches are located. The records shall be transferred to the Archives Depository no later than three months following the merger.

Procedures for Local Churches

Each congregation shall annually give attention to the vacation policy, using as the guideline for its discussion the policy found in this Manual.

Each congregation shall annually give attention to the housing policy, using as the guideline for its discussion the policy found in this Manual.

Parsonage utilities should be in the name of the church, i.e., the deposit paid by the church. If the parsonage utilities are not paid by the church, the departing pastor must have arranged in advance of his/her departure to have the meters read on moving day, or on the day of departing the parsonage.
The departing pastor is responsible for the bills up to that time.

In the event of death of a clergy or diaconal minister residing in a church owned residence, the family of the deceased clergy or diaconal minister will be allowed ninety days to find other housing and vacate the church owned residence, or such other time as deemed appropriate by the Cabinet and by the local church pastor/staff-parish relations committee.

Salaries of clergy moving at Annual Conference shall be paid through May 31 by the former charge and from June 1 by the receiving charge.

No pastor is allowed to claim reimbursement for more than 5/12 of the Pastor's accountable reimbursement Plan between January and May without recommendation of the PPR/SPR Committee and approval by the Administrative Board.

Policy Regarding Parsonage Standards for Local Churches

The following Parsonage Standards were put in place, approved at the 1973 Central Texas Annual Conference, and have appeared in our Journals since that time. Therefore, parsonages built or purchased prior to December 31, 1973 may not meet all of the recommendations in Sections I and II, but are subject to requirements in Sections III – V. Parsonages built or purchased after January 1, 1974 are subject to all recommendations and requirements listed below in Sections I –V.

Section I
Location

The location of a new parsonage is a matter of extreme importance. It should provide for the safety, convenience and privacy of the parsonage family. For this reason, we recommend that a new parsonage not be located adjacent to the church facilities.

Section II
Size of Building and Living Areas

The new or remodeled parsonage should be large enough to accommodate the pastor's family. It should provide adequate space for the entertainment of guests. It should be remembered in selecting a parsonage that the present parsonage family is not the only one who will live in that parsonage and that the house should be adaptable for a variety of family sizes and situations. Also, care should be given that facilities should be fully accessible for those with handicapping conditions meeting standards of the 2008 Discipline ¶2543.

Recommendations:

1. 1800 square feet minimum living space.
2. At least 3 bedrooms, preferable 4.
3. At least 2 bath, preferable 2 ½ with adequate linen closet.
4. Living and dining areas adequate for entertaining.
5. A family room
6. Adequate closet and storage space. Closet space in each bedroom and other storage space well distributed throughout the house.
7. Laundry area (see III.C.8)
8. Adequate garage or carport space (preferable 2-car attached garage)
9. Adequate outside living area with fenced yard.

Section III
Required Equipment

A. Health & Safety
1. Adequate supply of hot and cold water in bathrooms, kitchen and laundry.
2. Proper sewage disposal according to the stands of local and/or State Department of Health.
3. Fire extinguisher in kitchen with yearly inspection.
4. Automatic central heating and air conditioning.
5. Any bathroom heating should be protected and if not electric should be vented.
6. Provide smoke detectors for kitchen, living, laundry, and bedroom areas.
7. Provide carbon monoxide detectors, unless parsonage is completely electric.
8. Recommend that a Lead Paint Disclosure be provided for parsonages built before 1978.

B. Kitchen with Well-Planned Work Area
1. Cooking area complete with range or built-in cooking units, counter space, hood and exhaust fan.
2. Sink area complete with modern double bowl sink with disposal and drain space.
3. Large automatic refrigerator with freezer unit.
4. Required code electrical outlets for every room.
5. A well-equipped kitchen with adequate storage for dishes and utensils.
6. Built-in dishwasher.
7. Laundry room with washer/dryer.

C. Furnishings
1. House adequately furnished with main items in living room, family room, and kitchen. Discarded or worn out furnishings should not be used to furnish the parsonage. A Gift/Donation Policy by the Trustees of the church should be in place to prevent such an occurrence.)
2. Window coverings, drapes, curtains, and blinds.
3. Television antenna or cable service to parsonage.
4. Lawn tools, mower (self-propelled or riding as appropriate for size of yard) hoses, ladder, garbage receptacles.
5. All bedroom furnishings shall be the responsibility of the parsonage family.
6. The formal dining room furnishings shall be the responsibility of the resident parsonage clergy.
7. The Commission on Equitable Compensation and Clergy Benefits recommends that effective January 1, 2011, all living and family room furnishings become the responsibility of the resident parsonage family.

Section IV
Maintenance

1. Decoration—both the interior and exterior of the parsonage should be kept in such a state of decoration as to preserve not only its physical condition but its aesthetic value as well. Decorating and/or any remodeling should be done in consultation with the parsonage family.
2. Repair and replacement— An annual budget item will enable the Trustees and Parsonage Committee to have a consistent, rather than haphazard program of maintenance and improvement that will be less costly in the long run. There should be an annual budget item for repair and replacement of furniture and equipment.

Section V
Miscellaneous

1. Parsonage Book—it is recommended that the parsonage committee prepare and keep up-to-date a record in which are placed all guarantees, repair parts lists, and the instructions for use of equipment belonging in the parsonage. The record should also indicate when and from whom purchased and whom to call for service. Also this book may well contain a list of whom to call for various reasons, where to find various items, when and by whom various improvements were made, and other information helpful to an incoming minister.
2. Insurance—the trustees should be certain that the church-owned house and contents are insured for at least 80% of replacement cost against fire, wind, and other hazards. Public liability insurance should be carried on parsonage property. Tenant Homeowners insurance is available for all ministers who desire to cover personal possessions and liability. IT IS THE RESPONSIBILITY OF THE PASTOR TO INSURE PERSONAL PROPERTY BELONGING TO THE PASTOR AND FAMILY.
3. Utility Deposits—should be made in the name of the church.
4. Gifts to Parsonage—when a gift of furniture or furnishings is presented, it should be designated specifically if it is to remain in the parsonage or is to be the personal gift for the pastor/family. In the event it is to remain in the parsonage, the parsonage committee must approve it.
5. Pastor's Office/Study—The Office/Study should be located in the Church Building and adequately furnished and equipped. Some pastors may choose to also maintain an office in the parsonage and be responsible for its furnishings in addition to the official church Office/Study.

Adequate parsonage facilities, based on the above standards insure that a pastoral appointment can be made based on the needs of the charge, rather than the ability of the parsonage to receive the family assigned. An annual review of the church-owned parsonage, to ensure proper maintenance, will be conducted by the chair of the board of trustees or the chair of the parsonage committee, if one exists, the chair of the committee on pastor-parish relations, and the pastor (¶2532.4, 2008 Discipline).

Vacation Policy & Procedures

United Methodist ministers are in a unique position in their role as pastors of a local church. Their membership and relationship is primarily to the Annual Conference as they serve under the appointment of the Bishop. At the same time, their salary-paying unit is the local church.

Pastors are called to accountability for effective ministry both by the Bishop through the appointive system and by the local church through the Pastor-Parish Relations (PPR) Committee. In vacation policy and similar matters, it should be remembered that a pastor is not the employee of the local church. On the other hand, the Discipline (2008) ¶258.2 gives to the PPR Committee a consultative role in such matters.

Conference Relationship	Time of Service	Vacation Time
Provisional Members serving student appointments, Full Time Local pastors in process of four-week Course of Study	Minimum six months (after consultation with district superintendent and PPR Committee)	Two Weeks Paid
Full Time Local Pastors who have completed Course of Study, Associate Members, Provisional Members serving full time appointments, and Full Conference members	Less than five years	Two Weeks Paid
	5-9 years	Three Weeks Paic
	10 or more years	Four Weeks Paid

XIII. Pastoral Records

Years of service equals membership in the Central Texas Conference only. Years of service are through June 1, 2011. Any errors or omissions should be reported to the Conference Secretary.

This chart is not your "official service record."

The "official service records" for pension concerns are kept by the General Board of Pensions. If you need to know the number of years which are pension creditable, please contact the Central Texas Conference Service Center office or General Board of Pension and Health Benefits. *

FE - Elder in Full Connection
AM - Associate Member
DM - Diaconal Minister
Exc - Non Membership Years
FD - Deacon in Full Connection
FL - Full Time Local Pastor
FLA - Family Leave of Absence
IL - Incapacity Leave
RD - Retired Deacon Full Connection
PD - Probationary Deacon
PE - Probationary Elder
PM - Probationary Member
RA - Readmitted
RE - Retired Elder
SL - Sabbatical Leave
TL - Transitional Leave
T - Transfer
RA - Retired Associate
RL - Retired Local Pastor

Name	Present Relation	First Admitted Conf	PM Year	Full Member	Transfer-In Year	Transfer-In How	Exc	Date Retired	Yrs Service
Adamson, Georgia	FE	C Tex	1988	1990			4		23
Adkins, Brenda Lane	SL	C Tex	1992	1994			1		18
Adkins, David W	FE	C Tex	1976	1979					35
Albertson, Ronald W	FE	C Tex	1981	1985			1		29
Alexander, David	FE	C Tex	2006	2010					5
Alexander, Michael K	FE	C Tex	1976	1980					35.5
Allen, Doyle R	RE	C Tex	1975	1978	1987	/ T		2009	29
Allen, Georgia M.	RE	C Tex	1977	1980	1988	/ T		2006	23
Allen, Nancy E.	FE	C Tex	1996	2000					15
Alvarado, Armando	FE	Rio Grande	2008	2011	2011	/ T			3
Anderson, Gena	FE	C Tex	2006	2009					5
Andrews, Andy S.	RE	Tex	1975	1978	1993	/ T	9	2008	11
Arellano-Davis, Laura	FE	C Tex	2009	2011					2
Atkins, J Noble	RE	N Mex	1948	1951	1982	/ T		1993	11
Austin, Hubert L	RE	C Tex	1977	1980				1996	19.25
Aymond, Jr, John	RE	C Tex	1988	1992			1	2007	18
Bailey, Charles R	FE	C Tex	1979	1981					32
Baker, Bruce	RE	C Tex	1956	1960	1970	/ M		1998	45
Baker, Vaughn	FE	C Tex	1978	1982					33
Baldwin, Janice	IL	C Tex	2000	2003					11
Ballard, James	FE	C Tex	1993	1997					18
Ballard, Ronald D	RE	N Ga	1958	1960	1972	/ T		2002	30
Barker, W Roger	RE	C Tex	1995	1999			2	2006	9
Bassford, Virginia	FE	SW Tex	1994	1999					16.25

Name	Present Relation	First Admitted Conf	PM Year	Full Member	Transfer-In Year	Transfer-In How	Exc	Date Retired	Yrs Service
Baumgartner, Lisa	LA	C Tex	1997	2001					9.25
Beaty, Tom	FE	C Tex	2002	2004					9
Beavers, Jay L	RE	C Tex	1965	1968	1970	/ M		2008	43
Beckling, John M	FE	C Tex	1990	1993					21
Beckling, Tae Sun	PE	C Tex	2008						3
Bedford, Lee	RE	N Tex	1950	1952	1982	/ T		1997	15
Bell, Sharon	FE	C Tex	2006	2009					5
Bell, Steven H.	FE	C Tex	2003	2006					8
Bellamy, Bryan	FE	C Tex	2007	2010					4
Bellomy, Ronald A.	FE	C Tex	1996	1999					15
Benson, Ernest	FE	C Tex	1992	1995	2011	/ T			12
Benton, Robert Dan	FE	C Tex	1975	1977					36
Bergeron, Kenneth E	IL	C Tex	1994	1997					17
Berry, John Kent	FE	C Tex	1986	1991					25
Bessac, Martha	RE	C Tex	2002	2005				2010	8
Bishara, Kamal N.	FE	C Tex	1997	2001					14
Blackford, G. Douglas	FE	C Tex	2003	2006					8
Blancett, E F	FE	C Tex	1970	1974	1971	/RA	4.75		36.25
Boatman, Kenneth	RE	C Tex	1966	1968	1970	/ M		1995	29
Boeglin, Timothy R	IL	C Tex	1991	1993					20.5
Bowen, Gary Starr	FE	S Ga	1974	1977	1982	/ T			29
Boyd, William P	FE	C Tex	1971	1974					40
Braddock, Walter Harrell, Jr.	PE	C Tex	2011						
Bradley, Milana L.	RE	C Tex	1999	2001			1	2011	11
Brennan, William Max	FE	C Tex	1986	1991					25
Briggs, Frank	FE	Holston	1983	1988	1986	/ T			24.5
Briles, Robert H	RE	C Tex	1951	1958	1970	/ M	1	1994	39
Brittain, Brad	FE	C Tex	2002	2005					9
Brittain, Grady	RE	C Tex	1987	1991			0.25	2007	19.75
Brooks, Shelly	FE	C Tex	1993	1996					18.25
Brooks, Tommy C	RE	C Tex	1956	1957	1970	/ M		1992	36
Bruce, Danny Duane	RE	NW Tex	1967	1972	1974	/ T		2000	12
Bruster, Timothy Keith	FE	Texas	1983	1987	1996	/ T			15.25
Buchele, Steve	FE	C Tex	2001	2004			2		8
Buhl, Arthur	RE	E Okla	1944	1948	1973	/ T	5	1991	19
Byrd, Leslie K	FE	C Tex	2005	2008					6
Camp, C Dennis	RE	C Tex	1965	1967	1970	/ M	1	1996	31
Campbell, Robert L	RE	C Tex	1991	1995				2006	15
Campbell, Tony Glen	RE	C Tex	1962	1964	1970	/ M	4.25	1989	22.75
Canafax, C Wilson	RE	C Tex	1941	1943	1999	/ T		1983	32.5
Carmichael, Joe H	FE	N Tex	1977	1981	1988	/ T	1.75		21
Carpenter, Bruce Edwin	FE	C Tex	1984	1988					27.5
Carr, Jr., Louis Charles	FE	C Tex	2008	2011					3
Cavanaugh, Robert E	RE	C Tex	1974	1977				2001	29.25
Chambers, Jaquetta	FE	C Tex	1991	1994					20
Chamness, Gene A	RE	C Tex	1953	1955	1970	/ M		1991	40.5
Chamness, Joe	FE	C Tex	2003	2006					8

Name	Present Relation	First Admitted Conf	PM Year	Full Member	Transfer-In Year	Transfer-In How	Exc	Date Retired	Yrs Service
Chandler, James D	FE	Okla	1970	1974	1973	/ T			38
Chavez, David	RE	Rio Grande	1978	1980	1997	/ T		2009	12.5
Childs, Gladys	FE	C Tex	2008	2010					3
Childs, Thomas	FE	C Tex	2000	2002	1998	/OD			11
Chism, Jerry P	FE	C Tex	1977	1981					34
Choyce, Joan P	RE	C Tex	1990	1992			1	2002	11
Churchman, Lindsay	FE	C Tex	1997	2001					14
Clifford, John F	FE	C Tex	1970	1973					41
Clinesmith, Troy C	RE	N Ark	1952	1958	1970	/ M		1995	25
Colon, Hector	FE	E PA	1984	1987	1994	/ T			17
Colwell, Terry Lynn	IL	C Tex	1994	1996					17
Conner, James David	FE	No. Illinois	1983	1986	2001	/ T			10
Connolly, Thomas	FE	SW Tex	1966	1969	2000	/ T	17.5		11
Coon, Yvonne	FE	C Tex	2007	2011					4
Cope, Mary Gean	FE	C Tex	1994	1997					17
Cotton, Lori	FE	C Tex	2009	2011					2
Cotton, Willard	FE	NM	1984	1988	2010	/ T			2
Coultas, G. Dean	FE	S Ill	1976	1978	1989	/ T			22
Crowley, Weldon S	RE	N NJ	1959	1961	1970	/ M		1997	37
Crumpton, Debra M.	FE	C Tex	1998	2002					13
Dalco, Bryan	FE	C Tex	1997	2002					13
Dack, Cindy T.	LA	C Tex	2002	2004					6.5
Daniels, Jack Kyle	RE	C Tex	1957	1959	1970	/ M		1997	40
Danna, Tiffany	FE	C Tex	2006	2009					5
Dare, DeAndrea	FE	C Tex	2001	2004					10
Darnell, James W	RE	C Tex	1960	1964	1970	/ M	1	1980	23
Davis, Jerden	RE	C Tex	1970	1970				2005	35
Davison, Claude W	RE	C Tex	1968	1970	1970	/ M		1998	30
Dawson, Michael Douglas	FE	C Tex	1995	1997					16
Dirk, John A	FE	C Tex	1977	1981					34
Disney, Ben Ross	FE	C Tex	1986	1988					25
Dobbins, Kyland Cason	PE	C Tex	2009						2
Dozier, Watt Wm	RE	C Tex	1994	1997				2008	11.5
Duggins, James Lawrence	PE	C Tex	2011						
Dugger, Jr, B C	RE	C Tex	1964	1967	1970	/ M		2010	46
Egner, Clifford G.	FE	N Tex	2002	2005	2007				4
Elliott, Ray	RE	NW Tex	1947	1952	1970	/ M		1985	38
Elrod, Donald	RE	C Tex	1985	1989				2003	18
Elswick, Jr, E B	RE	C Tex	1989	1991				1999	10.25
Erickson, Stanley	RE	SW Tex	1961	1964	1976	/ T	0.5	1998	19.5
Evers, Beth	FE	C Tex	2008	2010					3
Ewing, Robert F.	FE	C Tex	1992	1994					17
Faile, Thomas M	FE	C Tex	2006	2009					5
Fergeson, David	FE	Kentucky	1991	1996	1998	/ T			13
Ferrell, Gilbert	RE	C Tex	1942	1947	1970	/ M		1985	42.5
Fiorella, Sheila M	FE	C Tex	2008	2010					3
Flanagan, Cleon	RE	C Tex	1952	1954	1970	/ M	5	1995	31

Name	Present Relation	First Admitted Conf	PM Year	Full Member	Transfer-In Year	Transfer-In How	Exc	Date Retired	Yrs Service
Fleming, Sally A	FE	C Tex	1992	1999			2.5		16.5
Flowers, Robert	FE	C Tex	1994	1996					17
Flynn, John N	RE	C Tex	1948	1956	1990	/ T		1997	8
Forsythe, Amy Kristin	FE	C Tex	2009	2011					2
Foust, Hubert	RE	C Tex	1973	1975				1983	10
Fowler, J Andy	RE	C Tex	1975	1975	1970	/ T		2000	25
Francis, John Ed	RE	C Tex	1956	1959	1970	/ M		1999	43
Franklin, J Travis	FE	C Tex	1980	1985					31
Fraze, Jay	FE	C Tex	2007	2010					4
Freeman, Richard M	RE	N Tex	1956	1959	1969	/ T		2000	31
Freeto, Carl N	FE	Holston	1988	1993	1990	/ T			21
Fuqua, Verne	RE	C Tex	1949	1956	1970	/ M		1994	45
Galloway, Jerry P	FE	C Tex	1991	1994					20
Gause, Jim B	RE	C Tex	1997	1999				2001	3.5
George, Edward D.	FE	NW Tex			2003	/ T			9
Gibson, Carol	FE	C Tex	1993	1996					18
Gibson, Quinton J	FE	N Tex	1985	1989	1993	/ T			22
Gilliam, Beverly	FL	C Tex	2006	2009					5
Glenn, Reuben Kyle	RE	C Tex	1973	1975				1998	25
Godbold, Elizabeth	FE	C Tex	1997	2000					14
Goss, James Allen	RE	C Tex	1970	1973				2009	39
Graff, Charles	FE	Nebraska	1977	1979	1998	/ T			13
Grant, G. Allen	FE	C Tex	2000	2004	2002	/ T			9
Gravley, Paul N.	FE	C Tex	2006	2010					5
Greenwaldt, Karen Ann	FE	C Tex	1975	1978					36
Gregory, Janice	FL	C Tex	2007						4
Grisham, William E	RE	N Tex	1956	1958	1981	/ T		1993	4.5
Grubb, Lawrence B	RE	Okla	1955	1961	1977	/ T		1997	20
Gurley, Gene	FE	C Tex	1999	2001					12
Guthrie, James T	FE	C Tex	1973	1977					37.75
Gutierrez, Raul R	FE	C Tex	1995	2002					16
Hagemeier, Lloyd D	RE	C Tex	1973	1978	1975	/RA	0.25	1999	29.75
Hagmann, Ann	FE	Oklahoma	1991	1995	2002	/ T			9
Hall, Matt	FE	C Tex	1990	1994					21
Hamilton, Jason Allen	FE	C Tex	2005	2008					4
Harrington, John Brooks	FE	C Tex	2006	2009					5
Harris, Dennis	RE	C Tex	1984	1992				1997	12.5
Hawkins, Kay Koos	FE	C Tex	2002	2005					9
Hayes, Christopher	FE	C Tex	2003	2006					8
Helm, Marie	IL	C Tex	1994	1998			0.25		16.75
Henry, Sr, Luther W	RE	N Tex	1963	1965	1973	/ T		2006	37
Herrington, Rollo J	RE	C Tex	1965	1970	1970	/ M	0.5	1974	8.5
Herzig, Robert H	FE	C Tex	1975	1979					36
Heyduck, Steven C.	FE	Tex	1989	1991	1996	/ T			14.5
Hidde-Gregory, Leah	PE	C Tex	2010						1
Hippman, Sandra	FE	C Tex	2001	2004					10
Hitt, L. Ann	FE	C Tex	1999	2003					12

Name	Present Relation	First Admitted Conf	PM Year	Full Member	Transfer-In Year	Transfer-In How	Exc	Date Retired	Yrs Service
Hix, Catherine	RE	C Tex	1987	1990				2003	16
Hoffman, Cal Van	FE	C Tex	1981	1984					30
Hoffman, Christi Mooney	FE	C Tex	1993	1997			3		10.75
Holbert, John C	FE	La	1970	1976	1978	/ T			33
Holbrook, Linda	FL	C Tex	2006	2009					5
Holden, Jr, Ellis	RE	C Tex	1957	1963	1970	/ M		1988	30
Holland, Charles L. Jr.	RE	S Ga	1993	1996				2001	7.25
Holloway, Robert W	FE	C Tex	1970	1974					41
Holmes, Barry Lynn	RE	C Tex	1974	1978			3.75	2007	29.25
Holston, Stephen	FE	Mississippi	1989	1991	2007	/ T			4
Horick, William H	RE	C Tex	1954	1958	1970	/ M		1988	33.25
Horton, Deborah	FE	C Tex	2005	2008					6
Howard, Clifton Odell	FE	C Tex	1984	1986					27
Howard, Jr, Wesley A	RE	C Tex	1966	1968	1970	/ M		2001	37
Hughes, III, B W	RE	C Tex	1991	1995				2009	18
Hull, Rebecca	FE	C Tex	2006	2009					5
Hulme, John W	RE	Memphis	1950	1952	1983	/ T	3.25	1988	2
Humphrey, Roland	RE	C Tex	1966	1968	1970	/ M		1995	29
Hunt, Henry Lamar	RE	C Tex	1980	1982				1996	16
Hunt, Judy	FE	C Tex	2004	2007					7
Hunt, Richard A	RE	C Tex	1949	1952	1970	/ M		1996	47
Ingram, Krista Danielle	FE	C Tex	2009	2011					2
Irvin, Gerald	RE	Texas		2005	2003	/T		2011	8
Jarrell, J Timothy	FE	C Tex	1987	1991					24
Jeane, Marty	FE	C Tex	1987	1997					16
Johnson, Hiram	RE	C Tex	1951	1955	1970	/ M		1995	44
Johnson, John C	RE	C Tex	1948	1950	1971	/ T	5	1990	21
Johnson, Leonard	RE	C Tex	1997	1999				2007	10.5
Johnson, W. Don	RE	C Tex	1974	1982				2006	32
Johnston, James Brady	FE	C Tex	2007	2010					4
Jones, Glenn E	FE	C Tex	1971	1974					40
Jones, Jason M	FE	C Tex	2005	2008					6
Justus, Reed C	FE	C Tex	1983	1985					28.5
Kandeler, Fred W	RE	SW Tex	1965	1970	1993	/ T		2001	8
Kershaw, Kaiya	FE	C Tex	2007	2010					4
Key, Sr, Sylvester	FE	C Tex	1995	1999					16
Kiblinger, Ryan	FE	C Tex	2004	2008					7
Kilbourne, Kent A.	FE	Louisiana	1972	1978	1996	/ T			15
Kile, Wanda Gail	RE	C Tex	1984	1986			7	2005	12.5
Killough, Wade T	FE	C Tex	2002	2005					9
Killough, William B	FE	C Tex	1995	1998					16
Kirk-Hall, Denise Urbanek	IL	C Tex	1994	1998			3.5		13.5
Koch, Kory	FE	C Tex	2006	2010					5
Koch, Rankin	FE	C Tex	1978	1981					33
Koo, Bon Woong	RE	Texas	1985	1986	1992	/ T		2000	8
Kreitner-Cain, Janice	RE	C Tex	1976	1980				2005	24.75
Kugel, Elizabeth E.	RE	C Tex	1997	1999				2003	6

Name	Present Relation	First Admitted Conf	PM Year	Full Member	Transfer-In Year	Transfer-In How	Exc	Date Retired	Yrs Service
Langford, Alvan Stephen	FE	C Tex	1994	1996					17
Larson, Joseph Fagg	RE	C Tex	1966	1968	1978	/ T		2000	32.75
Leach, David D	FE	C Tex	1980	1985					31
Leach, E Frank	RE	C Tex	1954	1956	1970	/ M		1995	38.5
Lee, Cynthia Marie	FE	Illinois	1983	1994	1988	/ T			22
Lindley, Gary	FE	N Tex	1973	1978	1974	/ T			38
Linnstaedt, Robert	LA	C Tex	1986	1990			9		13
Loggins, John Howell	FE	C Tex	1970	1974					41
Long, Katherine F	FE	Texas	1993	1995	1999	/ T			12
Longsworth, William	RE	C Tex	1965	1973	1984	/ T		2008	24.25
Love, Michael	PE	C Tex	2009						2
Lovett, Jane	RE	C Tex	1979	1983				2001	22
Lowrance, Marc H	FE	C Tex	1990	1993					21
Lucas, Barbara	RE	C Tex	1977	1980				2000	22.5
Luper, Denise	FE	C Tex	2008	2010					3
Lydick, Sandra	RE	C Tex	1988	1990			2.5	2005	14.5
Madden, Myron	RE	C Tex	1988	1991				2007	18.75
Mang, Richard	FE	C Tex	1996	2002					15
Marney, Benjamin B	RE	C Tex	1952	1955	1970	/ M		1994	42
Marrs, Kent D	RE	C Tex	1966	1968	1970	/ M		2010	44
Marshall, Michael	FE	N Ill	1981	1987	1997	/ T			14.5
Martin, Howard H	FE	C Tex	1995	2000					16
Martinez, David	FE	Rio Grande	2002	2005	2003	/ T			8
Mathias, Maureen Baldock	RE	C Tex	1986	1989			2.25	1998	9.75
May, Jeff	FE	C Tex	1995	1999	1995	/ OD			14
McClatchy J P	RE	C Tex	1950	1952	1970	/ M		1991	41
McCleskey, Archie	RE	C Tex	1951	1953	1970	/ M	1	1994	42
McClure, Charles L	RE	C Tex	1962	1964	1962	/ M	1	2005	43
McClurg, James R.	FE	C Tex	2004	2007					7
McDermott, Linda Fox	FE	C Tex	1985	1989					26
McGrath, Alan S.	FE	C Tex	2003	2006					8
McGuire-Fortner, Mary E	FE	C Tex	1995	1997					16
McKee, John K	RE	C Tex	1951	1953	1970	/ M		1992	33
McKee, L Michael	FE	C Tex	1975	1979					36
McKellar, John	FE	C Tex	1988	1992					23
McKinney, J Eric	RE	C Tex	1973	1977	1978	/ T		2007	32.25
McManus, Ronnie	FE	N Tex	1971	1974	1973	/ T			38
McMinn, David	FE	C Tex	2008	2011					3
Meek, Katherine Anne	FE	C Tex	2009	2011					2
Mellette, Jonathan	FE	C Tex	2007	2011					4
Mesa, Christopher	FE	C Tex	1997	1999					14
Messer, Robert E	RE	C Tex	1961	1963	1970	/ M		1998	37
Milam, Susan	FE	C Tex	2004	2007					7
Miles, Roderick F	RE	C Tex	1990	1994				2011	21
Miller, Jeffery A	FE	W MO	1990	1994	1995	/ T			16
Miller, Johnny F	FE	C Tex	1977	1980					34
Miller, Sarah	FE	C Tex	1994	1996					17

Name	Present Relation	First Admitted Conf	PM Year	Full Member	Transfer-In Year	Transfer-In How	Exc	Date Retired	Yrs Service
Mitchell, Linda	FE	C Tex	1990	1992			1.25		19.75
Moore, Lynn D.	FE	NW Tex	1982	1984	2000	/ T			11
Moore, Marvin R	RE	C Tex	1992	1995				2009	17
Moore, Willard (Buddy)	FE	C Tex	2004	2008					7
Moran, Robert	RE	C Tex	1986	1988				1991	5
Mordecai, Cathy	FLA	C Tex	1997	2002					13.75
Moss, Steve	PE	C Tex	2010						1
Mosser, David N	FE	C Tex	1977	1980	1979	/ T			34
Munger, G. Alan	FE	C Tex	2003	2007			1.75		6.25
Murray, Keith L	FE	C Tex	1992	1996					19
Nader, John R	PE	C Tex	2011						
Nader, Joseph	FE	C Tex	2007	2010					4
Nance, Stephen	FE	C Tex	1992	1995					19
Nealy, Chauncey S	FE	N Tex	1980	1986	1993	/ T			18
Nealy, Gale (Meyers)	FE	C Tex	2001	2003					10
Neaves, Priscilla	RE	C Tex	1985	1987			7.25	2007	14.75
Neslony, Lisa L	FE	C Tex	1995	1999					16
Newhouse, Ronald	FE	C Tex	1990	1992					21
Newton, Jr, James	RE	NWTex	1972	1987	1987	/ T	15	2011	24
Niedecken, Danny J.	FE	C Tex	2001	2004					10
Nimocks IV, Robert F	PE	C Tex	2009						2
Norman, J Neil	FE	C Tex	1981	1982					30
Olney, James R	IL	C Tex	1972	1976					39
Osada, Donald	RE	C Tex	1955	1958	1970	/ M		1995	40
Ozmer, Harvey L	RE	C Tex	1968	1971	1970	/ M		2011	43
Patison, Michael	RE	C Tex	1950	1952	1970	/ M		1996	46
Patrick, J. Bryan	FE	C Tex	2004	2007					7
Patteson, Billy M	RE	C Tex	1963	1966	1970	/ M		2001	37
Paxton, Allyson D	FE	C Tex	1990	1994					21
Persley, Henry	RE	C Tex	1995	1998				2004	9
Peterson, Jamie Lee	LA	C Tex	2009						0.25
Phillips, Darrell	FE	C Tex	2004	2007					7
Phillips, T Michael	RE	C Tex	1974	1977			1.25	2008	32.5
Pierce, Sandralyn	PE	C Tex	2010						1
Pike, Donald Morris	RE	C Tex	1962	1964	1970	/ M		1998	36
Ponder, Jo V.	RE	C Tex	1996	1998				2006	10.25
Porter, James	RE	C Tex	1972	1975	2007	/T		2010	33.5
Porter, Paul E.	FE	C Tex	2005	2009					6
Posey, Gerald Dean	FE	C Tex	1978	1982					33
Pratt, L Bayard	FE	C Tex	1979	1983			5.5		26.5
Procter-Smith, George	RE	N Ind	1983	1986	1986	/ T		2006	21.5
Puckett, Joyce E	IL	C Tex	1990	1994					21
Quesenberry, L Kiel	RE	NW Tex	1959	1961	1983	/ T		1997	14
Radde, Henry	RE	C Tex	1959	1962	1970	/ M		2003	44.5
Radde, Leonard	RE	C Tex	1960	1964	1970	/ M	3.75	1996	32.25
Rainey, Robert	FE	C Tex	2005	2008					6
Ramsdell, Michael	FE	C Tex	1980	1984					31

Name	Present Relation	First Admitted Conf	PM Year	Full Member	Transfer-In Year	Transfer-In How	Exc	Date Retired	Yrs Service
Ramsdell, Stephen K	FE	C Tex	1984	1986					27
Ratcliff, Gene E	FE	C Tex	2001	2004					10
Redd, C Michael	FE	N Texas	1981	1983	1999	/ T	1.5		12
Redmond, Michael	FE	C Tex	2004	2007					7
Reed, Billy L	RE	Illinois	1976	1977				1997	21
Reed, Cecil D	RE	Texas	1952	1954	1970	/ M	2.5	1989	34.5
Reed, Ray Dean	FE	C Tex	1988	1991					23
Reed, Richard Alan	FE	C Tex	1986	1989					25
Renner, Michael Todd	FE	C Tex	2005	2008					6
Richmond, Judy	FE	C Tex	2007	2010					4
Riddile, Randal	FE	C Tex	2000	2002		/ D			11
Rider, Dale W	RE	C Tex	1968	1970	1970	/ M		1999	31
Ridlehuber, Walter	RE	N Tex	1963	1971	1980			1988	8
Riley, Jack	RE	NW Tex	1958	1961	1970	/ M		1996	38
Rivera, Brenda Welch	FE	C Tex	1995	1998					16
Roath, Donald	RE	C Tex	1997	2002				2008	11
Robbins, Christie	FE	C Tex	2004	2007					7
Robbins, Joel	FE	C Tex	2008	2011					3
Robbins, Jr, Thomas Q	FE	C Tex	1992	1995					19
Roberts, Carol M	FE	C Tex	2005	2008					6
Roberts, Sidney	RE	C Tex	1950	1952	1970	/ M		1994	44
Robertson, Eugene	RE	C Tex	1960	1962	1970	/ M		1998	38
Robertson, John C	RE	C Tex	1959	1961	1970	/ M		2001	42
Robertson, Sharon	RE	C Tex	1996	1998				2011	15
Rogers, Denise	FE	C Tex	2007	2010					4
Rudewick Jr, Robert	FE	C Tex	2003	2006					8
Sanders, Jr, James	RE	C Tex	1966	1969	1986	/ T		2005	39
Sands, Judith Ann	RE	C Tex	1983	1988				2004	21
Sanford, Sr, Alfred	RE	C Tex	1971	1972	1987	/ T		1999	25
Sansom, Jimmy	FE	C Tex	2007	2010					4
Schade, Kathye Allison	IL	C Tex	1994	1998					17
Schaub, John W	RE	Texas	1962	1964	1970	/ T		2001	31
Schiffman, Marilyn	FE	C Tex	2004	2007					7
Schmidt, Stephen	FE	C Tex	1985	1989					26
Schultz, C C	RE	C Tex	1951	1954	1970	/ M		1988	37
Schultz, Dale	FE	C Tex	1988	1992			0.5		22.5
Scott, Donald F	FE	C Tex	1973	1977					37.75
Scrivener, Randall B	FE	Louis	1987	1988	2000	/ T			11
Scroggs, Donald H	FE	C Tex	1975	1979					36
Sellers, J W	RE	C Tex	1958	1961	1970	/ M		2002	44
Senter, Fred III	RE	C Tex	1999	2002	1999	/OD		2010	10.75
Shipman, John T	RE	C Tex	1975	1978				2006	31
Silveria, Walter G.	RE	Iowa	1985	1988	2000	/ T		2004	4
Sims, Alice Pauline	RE	C Tex	2000	2000				2007	7
Slaten, Charles Bradley	PE	C Tex	2011						
Sluder, Edis R	RE	C Tex	1963	1965	1970	/ M		1992	29.5
Smart, Eddie	RE	C Tex	1994	1998				2011	17

Name	Present Relation	First Admitted Conf	PM Year	Full Member	Transfer-In Year	Transfer-In How	Exc	Date Retired	Yrs Service
Smith, Don Carl	LA	C Tex	1990	1994			2.5		10.75
Smith, Eric E	FE	C Tex	1986	1988	2009	/ T			13.25
Smith, Jeffrey	FE	C Tex	1986	1989					25
Smith, Ramon F.	FE	C Tex	2009	2011					2
Smith, Tom	RE	C Tex	1965	1967	1988	/ T	8.75	1992	4
So, Jungil Daniel	FE	N Tex	2006	2009	2007	/T			4
Song, Jong-Nam	FE	New Mex		2003	2004	/T			7
Sowell, Annette Ramsey	RE	C Tex	1983	1987				2007	24
Sowell, Jr, Jesse	RE	N Miss	1961	1963	1982	/ T		2003	21
Spradlin, Mary K	FE	C Tex	2002	2005					9
Stanley-Soulen, Melanie	FE	C Tex	1986	1989			11.		11.5
Stegman, Jr, Uriah L.	RE	C Tex	1969	1972	1970	/ M		2005	36
Stellar, Katie Peterson	FLA	C Tex	1990	1994			11		7
Stevens, Ann Livingston	RE	C Tex	1993	1995				2001	8
Stork, Wayne L.	RE	New Eng	1959	1961	1998	/ T		2006	8
Stratton, Margaret	IL	C Tex	2001	2003					10
Strayhorn, Billy D	FE	Mo E	1980	1984	1983	/ T			28
Suggs, Norman Lee	FE	C Tex	1984	1988					27
Summerlin, Travis	FE	C Tex	1988	1991			2		21
Sutton, George Mimms	FE	C Tex	1984	1988					27
Taylor, Delbert H	RE	C Tex	1956	1960	1970	/ M		1995	39
Tenney, Jr, Daniel W	FE	C Tex	1995	1999					16
Thomas, Timothy	RE	C Tex	1985	1989				2010	25
Tidd, David	RE	C Tex	1987	1991				2010	23
Tims, James Edwin	RE	C Tex	1954	1957	1970	/ M		1995	41
Torian, Gary Lamar	FE	C Tex	1981	1985	1983	/ T	2		26
Torpy, Arthur Alan	FE	C Tex	1984	1986			2		25
Trammell, Susan	RE	C Tex	1987	1992				2007	20
Tribble, B Thomas	RE	C Tex	1945	1950	1970	/ M		1991	43
Trigg, W. Lee	FE	C Tex	2007	2011					4
Tune, Wilma H	RE	C Tex	1978	1981				2002	24
Turner, Arlene Infante	PE	C Tex	2011						
Turner, Gary F	FE	C Tex	1978	1982			2		31
Turner, Lianne	FE	C Tex	2003	2006					8
Turner, Robert M	RE	SW Tex	1960	1962	1970	/ T	4.5	1988	13.5
Tye, Beverly	RE	C Tex	1993	1997			0.5	2011	17.5
Tyler, Andrew	FE	C Tex	2008	2010					3
Valendy, Estee	PE	C Tex	2009						2
Valendy, Jason	FE	C Tex	2008	2011					3
VanZile, Larry M	RE	C Tex	1965	1967	1970	/ M		2007	42
Vardiman, Boyce A	RE	C Tex	1954	1956	1972	/ T	0.5	1985	27.5
Vaughn, Kirsten Hamilton	FE	Little Rock	1996	1998	1999	/ T			12.5
Walker, Darren Roy	FE	C Tex	1983	1987					28
Warden, Patricia G	FE	C Tex	1977	1981			2.25		21.75
Warden, Robert C	FE	C Tex	1977	1981			0.25		33.75
Ware, Donna Jo	FE	C Tex	1981	1986			1		29
Waser, Dale Francis	RE	C Tex	1981	1985				2011	30

Name	Present Relation	First Admitted Conf	PM Year	Full Member	Transfer-In Year	Transfer-In How	Exc	Date Retired	Yrs Service
Waser, Patricia R	FE	C Tex	1990	1994					21
Watson, Ginger	FE	C Tex	2007	2010					4
Waughtal, Laraine	FE	C Tex	2001	2004					10
Wear, Jana Vanhoozer	FE	C Tex	1995	1998			0.5		15.5
Weathers, Bob F	RE	C Tex	1954	1957	1970	/ M		1998	44
Whitbeck, Gary A	RE	C Tex	1974	1976			0.25	2008	33.75
Whitehead, Glenda	FE	C Tex	1988	1990					23
Whitley, Lara	FE	C Tex	2005	2008					6
Whittle, Charles	RE	C Tex	1950	1952				1996	25
Wild, Randy M	FE	C Tex	1977	1981					34
Williams, John H	RE	Okla	1952	1954	1970	/ M	1	1987	33
Wines, Alphonetta "Alphie"	FE	C Tex	2005	2008					6
Winslow, Fred A.	RE	Texas	1972	1974	1997	/ T		2007	10.25
Winter, Mark	FE	C Tex	1987	1991					24
Wood, William	FE	Little Rock	1993	1998	2001				10
Woods, Carol	FE	N Tex	1986	1989	2002	/T			9
Woods, Nancy Ann Council	IL	C Tex	1987	1991					24
Worcester, Harris	PE	C Tex	2006						5
Wordinger, Barbara K	RE	C Tex	1990	1994				2005	15
York, Nancy Lu	RE	C Tex	1982	1984			6.5	2008	20.5
Young, Brian Allen	FE	C Tex	1984	1985	1983	/ T			28
Young, Michael	RE	C Tex	1969	1973	1970	/ M		2009	40
Young, Robert E	RE	C Tex	1949	1951	1985	/ T		1995	30
Youngblood, Scott D	FE	C Tex	1977	1981					34

Name	Present Relation	First Admitted Conf	PM Year	Full Member	Transfer-In Year	Transfer-In How	Exc	Date Retired	Yrs Service
Associate Members									
Efird, Michael A	RA	C Tex		1999				2006	7
Falahola, Olini	RE	C Tex		1997				2010	7
Haynes, James	RA	C Tex		2000				2003	3
Haynes, LaVelle	RA	C Tex		2002				2003	1.25
Kerzee, James Michael	AM	C Tex		2010					1
Marlow, Herb	RA	C Tex		1987				2000	13
Modgling, Phyllis	RA	C Tex		2000				2009	6.75
Orr, Georgia	RA	C Tex		2005				2005	0.25
Willis, Ted	AM	C Tex		2008					3
Young, Robyn S	AM	C Tex		2011					

Name	Present Relation	First Admitted Conf	PM Year	Full Member	Transfer-In Year	Transfer-In How	Exc	Date Retired	Yrs Service
FULL TIME LOCAL PASTORS									
Beeman, Robert	RFL							2009	11.75
Bell-Blakely, Denise	FL								5
Bentley, Joe	RFL							1990	8
Combs, Valda Jean	FL								2
Corder, Rod	IL								5
Crowder, Thomas	RFL							1997	4
Goodrich, Dave	FL								3
Hawkins, Daniel	FL								1
Hughes, Crystal L	FL								1
Klemm, Richard	FL								7
Latu, Alex	FL								5.75
Lewis, C Wayne	FL								11
McIlvain, Ted	FL								2.25
Mott, Marvin	RFL							2007	4.25
Pena, Victor	FL								6.5
Ray, David	FL								
Reid, Sharon	FL								7.75
Reynolds, Eldon	FL								
Roberson, Joy	FL								
Ruddell, Christopher	FL								1
Sorrells, Kermit	RFL							2000	5.25
Starnes, Ira Lynn	FL								13
Sterling, William	FL								10
Summers, Nancy	RFL								4
Williamson, Judy	FL								2.25
Wimberley, Linda	FL								2
Zemba, Marilyn	FL								1.25

Name	Present Relation	First Admitted Conf	PM Year	Full Member	Transfer-In Year	Transfer-In How	Exc	Date Retired	Yrs Service
Honorable Location									
Augustine, Louis	HL	C Tex	1983	1986	1991	/ T			11
Beck, D Keith	HL-R	C Tex	1986				7.25		10.50
Benedicto (Hildebrand), Teri	HL	C Tex		2000					4.50
Boeglin, Suzanne	HL	C Tex	1996	2000			1.5		11.5
Brown, George Pat	HL	N Tex	1963	1967	1965	/ T	35		5
Burris, Sarah Collins	HL	C Tex	1990	1994					9
Chadwick, Charles Wm	HL-R	C Tex	1948	1951			35		19.5
Kelley, Donald C	HL-R	C Tex	1968	1970					
Roberts, Dan W	HL	C Tex	1994	1996					
Schade, J Jay	HL	C Tex	1994	1998			3.25		5.75
Smith, Richard	HL-R	C Tex	1946	1948					

Name	Present Relation	First Admitted Conf	PM Year	Full Member	Transfer-In Year	Transfer-In How	Exc	Date Retired	Yrs Service
Spalding, Michael	HL	C Tex	1964	1967	1970	/ M	26		13
Thomas, Charles W	HL-R	C Tex	1953	1962			38		13
Tibbs, Ben	HL	C Tex	1975	1979			14		14
VanRite, James	HL-R	C Tex	1979	1983			16.75		7.25
Williams, Wesley W	HL	C Tex	1952	1954	1970	/ M	10		19
Younger, Benny B	HL	C Tex	1964	1967	1970	/ M	32		7

Name	Present Relation	First Admitted Conf	PM Year	Full Member	Transfer-In Year	Transfer-In How	Exc	Date Retired	Yrs Service
Deacons									
Adair, Sharon Wilson	RD	C Tex	1998	1998			2	2005	4.75
Allen, Julie Ann	FD	C Tex	2002	2010					3.5
Andrews, Sara Irene	FD	C Tex	1995	1998					16
Beaver, Brenda	FD	C Tex	2007	2010					4
Bell, Meredith	FD	C Tex	2005	2008					6
Bennett, Nancy	RD	C Tex	1988	1997				2000	12
Bright, Dian S.	FD	C Tex	2005	2005					5
Cate, Suzanne	FD	NW Tex	1998	1998	2000	/ T			10.75
Cullen, Robert J.	FD	Texas	1997	1997	2001	/ T			10.25
Dahl, Dorothy M.	RD	C Tex	1977	1997				1998	0.25
Dittrich, Holly	FD	C Tex	2002	2005					9
Elliott, Barbara	RD	C Tex	1997	1997				2002	5
Firmin, Nathan	FD	Louisiana	2005	2008	2007				4
Freeto, Linda	FD	C Tex	2005	2008					6
Froman, Nancy Sumner	FD	Pac NW	1999	2002					9.75
Galaviz, Sarah Leach	FLA	C Tex	1985	1997					18
Gause, Jackie	RD	C Tex	1997	1997				2000	3.5
Geisel, Nita	RD	C Tex	1997	1997				2007	10
Georg, Miriam	FD	C Tex	2008	2011					3
Granderson, Sheila Karen	FD	C Tex	1997	1997					13.75
Grant, Darlene	PD	C Tex	2007						0.5
Heyduck, Rachel	FD	C Tex	2005	2008					6
Hines, Page	FD	C Tex	2007	2010					4
Holloway, Judy	PD	C Tex	2005						6
Howard, Leotia Floyd	RD	C Tex	1998	1998			1.5	2004	3.5
Johnson, Gordon	FD	C Tex	2006	2010					5
Lancaster, Kay	PD	C Tex	2010						1
McAlpin, Dawne Baird	FD	C Tex	2001	2004					10
McDougal, Phyllis	FD	C Tex	2000	2000			0.75		10.25
McKee, Donna	FD	C Tex	2006	2010					4
Murraine, Nelda Barrett	LA	C Tex	1981	2000					2
Nichols, Melissa	RD	C Tex	1997	1997				2008	11
Rhodes, Phillip	FD	C Tex	2005	2008					6

Name	Present Relation	First Admitted Conf	PM Year	Full Member	Transfer-In Year	Transfer-In How	Exc	Date Retired	Yrs Service
Samford, Karen Ann	IL	C Tex	2003	2003					7.25
Seawell, Phillip	LA	C Tex	1994	1997					7
Shapley, Gregory	PD	C Tex	2007						4
Springer, Beverly	FD	C Tex	2004	2007					7
Stevens, Robin	FD	C Tex	2004	2007					7
Tate-Almy, Amy	PD	C Tex	2010						1
Terry, James Denson	FD	C Tex	2002	2002					9
Treviño-Teddlie, Jeannie	FD	C Tex	1997	1997					14
Vaughn, R. Douglas	FD	C Tex	2004	2004					3.5
Wier, Brenda	RD	C Tex	1977	1997				2011	13.5
Williams, Annette V.	IL	C Tex	1989	1997					10.25
Wilson, Kevin	FD	C Tex	2001	2004			0.5		9.75
Woodward, Jane	FD	C Tex	2005	2005					6
Yaites, LilliAnn "Penny"	FD	C Tex	2006	2010					5
Ybanez, Matthew Wade	FD	C Tex	2009	2011					2

XIV. Financial Statements

Brownwood District

BETTY J. CHANDLER
391 Diana Lane
Stephenville, TX 76401
(254) 968-6796

May 4, 2011

Reverend Carol Woods
District Superintendent
Brownwood District, United Methodist Church
P. O. Box 1665
Brownwood, TX 76804

I have reviewed financial records of Brownwood District, Central Texas Conference of the United Methodist Church for the year ended December 31, 2010. My review included bank statements and reconciliations, financial statements, receipts and disbursements records, payroll tax reports, budget comparisons, and a sampling of paid invoices.

In my opinion, these records present fairly the financial position of the District at December 31, 2010, and the activity for the year then ended.

Respectfully submitted,

Betty J. Chandler

Betty J. Chandler

BETTY J. CHANDLER
391 Diana Lane
Stephenville, TX 76401
(254) 968-6796

August 24, 2011

Reverend Carol Woods
District Superintendent
West District, United Methodist Church
P. O. Box 2570
Stephenville, TX 76401

I have reviewed financial records of Brownwood District, Central Texas Conference of the United Methodist Church for the five months ended May 31, 2011. My review included bank statements and reconciliations, financial statements, receipts and disbursements records, payroll tax reports, budget comparisons, and a sampling of paid invoices.

In my opinion, these records present fairly the financial position of the District at May 31, 2011, and the activity for the five months then ended.

Respectfully submitted,

Betty J. Chandler

Betty J. Chandler

Fort Worth District

Financial Consultants

Sue Thomas Cole ~ 817-296-0676
Kathy Knox ~ 817-919-7131
twfinancialconsultants@gmail.com

March 8, 2011

Rev. Bob Holloway
Fort Worth District
464 Bailey, Suite
Ft. Worth, TX 76107

Re: Audit of 2010 District Financial Records

Dear Rev. Holloway:

We have reviewed the 2010 financial records of the Fort Worth District of the United Methodist Church of the Central Texas Conference during the period of March 3 – 8, 2011. The review included verification of the bank statements and reconciliation reports for both the operating and designated accounts; reports generated from the QuickBooks accounting software, original receipts, federal tax forms and reports (941's w-2's and w-4's) and verbal explanations provided by staff member Laura Abbott. The 2010 district finances are in good order. No discrepancies were found that would cause us to question their accuracy nor integrity.

A change in administrative assistants occurred early in the year, transition was smooth. The challenges of implementing strong checks and balances with a small staff continues to be a priority. Building staff are utilized in a check signing capacity. Outside consultants reconcile bank statements and provide monthly financial reports. A complete set of backup documentation files are maintained. Cash deposits are minimal; when an event does occur, volunteers are secured to count, verify and initial deposits made. Quick Books is used to track all transactions. Minor changes were made to clarify reporting, and align expenditures with deposits. Payroll is handled internally for the administrative assistants; the District Superintendent is paid with Conference staff. Professional expenses are reimbursed, clear and timely reporting is provided.Federal reports are filed on behalf of the district by an outside source, tax deposits are made monthly. In June, the district will merge and re-organize with other churches in the area in conjunction with the Conference plan. Distribution of assets will be at the discretion of a 3-person committee appointed by the Bishop. It is recommended that final reports be created at the time of transition.

As indicated by our signatures, we find that the records and data are in proper order for the calendar year 2010.

Sue M. Thomas

Kathy A. Knox

Financial Consultants

Sue Thomas Cole ~ 817-296-0676
Kathy Knox ~ 817-919-7131
twfinancialconsultants@gmail.com

July 15, 2011

Rev. Bob Holloway
Former Fort Worth District Superintendent
6815 Manhattan Blvd, Suite 112
Fort Worth TX 76120

Re: Audit of 2011 District Close-Out Financial Records

Dear Rev. Holloway:

We have reviewed the 2011 financial records of the Fort Worth District of the United Methodist Church of the Central Texas Conference for the first five months of the year. Our review included verification of the bank statements and reconciliation reports for all accounts; transactions and reports generated from the QuickBooks accounting software, original receipts and backup documentation, payroll verification and quarterly 941 reports; in consultation with district administrator Laura Abbott. The 2011 district finances have been verified. A close-out Balance Sheet and Budget Profit/Loss reports are provided.

Bank statements and reconciliation reports were provided for the Operating Account, Designated Account, Texas Methodist Foundation and Central Texas Methodist Foundation. Journal entries were created to clear the balance in the liability account that was not accurate. Deposits and expenditures were verified for accuracy and completeness with the QB general ledger and backup documentation. Payroll was verified with salary packages, tax withholding requirements, IRS payments and quarterly 941 reports. All records are current, final 941 has been prepared for filing. Report boxes checked, indicating that this is the final report for this business entity. Federal tax identification number will no longer be used.

As indicated by our signatures, we find that the records and data are in proper order for the calendar year 2011 and ready for distribution according to Conference District transition guidelines.

Sue Thomas Cole

Kathy A. Knox

Mid-Cities District

Financial Consultants

Sue Thomas Cole ~ 817-296-0676
Kathy Knox ~ 817-919-7131
twfinancialconsultants@gmail.com

June 21, 2011

Rev. Randy Wild
Mid-Cities District
6815 Manhattan Blvd, Suite 112
Fort Worth TX 76120

Re: Audit of 2010 District Financial Records

Dear Rev. Wild:

We have reviewed the 2010 financial records of the Mid-Cities District of the United Methodist Church of the Central Texas Conference during the period of February 21 – March 2, 2011. The review included verification of the bank statements and reconciliation reports for both the operating and designated accounts; reports generated from the QuickBooks accounting software, original receipts, federal tax forms and reports (941's w-2's and w-4's) and verbal explanations provided by staff member Nancy Schusler. The 2010 district finances are in good order. No discrepancies were found that would cause us to question their accuracy nor integrity.

Managing a two-person office always presents challenges for implementing adequate checks and balances. Nancy does a thorough job of documenting all expenditures made, including original receipts, authorizations and background information. Checks require two signatures; four individuals serve in this capacity. The majority of deposits received are from the conference office. When an event is held and fees collected, volunteers are secured to count and verify cash before depostining. Quick Books is used to provide for a complete audit trail and to communicate the District's financial status with a variety of reports. Bank statements are reconciled in a timely manner. The District Committee provides a supportive and leadership role in guiding decisions made. Payroll is handled internally for the administrative assistants; the District Superintendent is paid with Conference staff. Professional expenses are reimbursed, clear and timely reporting is provided.Federal reports are filed on behalf of the district by an outside source, tax deposits are made monthly. In June, the district will merge and re-organize with other churches in the area in conjunction with the Conference plan. Distribution of assets will be at the discretion of a 3-person committee appointed by the Bishop. It is recommended that final reports be created at the time of transition.

As indicated by our signatures, we find that the records and data are in proper order for the calendar year 2010.

Sue M. Thomas

Kathy A. Knox

Financial Consultants

Sue Thomas Cole ~ 817-296-0676
Kathy Knox ~ 817-919-7131
twfinancialconsultants@gmail.com

June 21, 2011

Rev. Randy Wild
Former Mid-Cities District Superintendent
464 Bailey
Fort Worth TX 76107

Re: Audit of 2011 District Close-Out Financial Records

Dear Rev. Wild:

We have reviewed the 2011 financial records of the Mid-Cities District of the United Methodist Church of the Central Texas Conference for the first five months of the year. Our review included verification of the bank statements and reconciliation reports for all accounts; transactions and reports generated from the QuickBooks accounting software, original receipts and backup documentation, federal tax forms and reports (EFTPS payments, quarterly 941's) and verbal explanations provided by staff member Nancy Schusler. The 2011 district finances have been verified. Close-out balance sheet and Budget Profit/Loss report provided.

Bank statements and reconciliation reports were provided for January – June. Deposits and expenditures were verified for accuracy and completeness with the QB general ledger and backup documentation. Any discrepancies were noted and researched. It is anticipated that any checks remaining on the books are current and will clear within the month. Payroll was verified with salary packages, tax withholding requirements, electronic IRS payments and quarterly 941 reports. All records are current, final 941 has been filed. Report boxes checked, indicating that this is the final report for this business entity. Federal tax identification number will no longer be used.

As indicated by our signatures, we find that the records and data are in proper order for the calendar year 2011 and ready for distribution according to Conference District transition guidelines.

Sue Thomas Cole

Kathy A. Knox

Temple District

February 23, 2011

Bishop Michael Lowry
United Methodist Church
Central Texas Conference Office
464 Bailey Avenue
Ft. Worth, Texas 76107

Bishop Lowry,

I have been asked by Rankin Koch of the Temple District to perform a limited scope review of the financial records of the Temple District Office of the United Methodist Church for calendar year 2010.

During 2010, the Temple District Office received $147,765.17 from all sources and expended $131,069.75. The ending cash balance was $86,683.66. This breaks down to budgeted district apportionment receipts of $112,990.00 and non-budgeted receipts of $34,775.17, and budgeted district expenditures of $87,993.02 and non-budgeted expenditures of $43,076.73.

I have examined the cash accounts of the Temple District Office of the United Methodist Church, as of December 31, 2010. This was a limited scope review and should not be considered to have been performed in accordance with generally accepted auditing standards. It did, however, include such tests of cash receipts and disbursements as I considered necessary. Further, I limited my review to the eight months during which Amy Robbins served in the District Office, from May through December 2010.

My scope does not provide you with a complete report of internal controls. It allows me, however, to provide you with a degree of comfort with the current accounting system and with the system of internal controls and procedures. In that regard, **I believe that the cash accounts of the Temple District Office of the United Methodist Church are maintained in an acceptable manner and accurately reflect the transactions therein.**

During the spring of 2010, the FBI arrested former District Administrative Assistant Alicia Turner on several counts of fraud and theft, mostly as a result of her previous employment in the Austin area. Current District Administrative Assistant Amy Robbins, with additional input and review by me, investigated all transactions handled by Ms. Turner.

This investigation showed that Ms. Turner initiated three fraudulent payments to herself totaling $1,251.24. In addition one set of Office Pro 2007 software, of the two sets purchased with District funds by Ms. Turner, is missing from the District Office. It is valued at approximately $500.00. Further, no cash was deposited from sale of tickets at the District Laity Banquet and is believed to have been stolen by Ms. Turner. This amount is unknown, but believed to be approximately $2,300.00.

Ms. Turner has been prosecuted and on November 23, 2010, she entered guilty pleas to several counts of fraud and theft. She was sentenced to three years, four months incarceration, followed by five years probation and was ordered to pay restitution. Further, she was ordered to make restitution to the Temple District Office in the amount of $1,251.24.

All backup documentation for checks to be written by Amy Robbins are reviewed and approved by Rankin Koch. The checks, along with backup documentation are reviewed and approved by the two lay check signers. This provides an additional review outside the District office and should provide additional mitigating controls not provided in a two-person office.

Currently, Amy Robbins pays a limited number of bills by means of Electronic Funds Transfer (EFT), and would like to pay additional such bills in the future. This saves both time and money in that you do not incur the costs of preparing and mailing checks for these bills. However, I believe that additional controls should be implemented to take the place of the additional review and approval of the two lay check signers.

I recommend that the bills that are to be paid by EFT be reviewed and initialed by the District Superintendent prior to being paid. At the end of the month, the reconciled bank statement should be reviewed, approved and signed off by at least one of the lay check signers. This provides an additional outside review of these expenditures in place of that now done when signing checks.

Controls over cash collected for Laity Banquet ticket sales could be improved by stating that ticket sales at the banquet must by made by check. We realize this is not entirely practical, so believe that any cash sales should be limited to two persons, working together. Both these persons should count cash collected, with a third count made by Amy Robbins before depositing the cash. The counts should be compared and any discrepancies investigated.

While no system of controls in a two-person office is perfect, I believe this will be an effective, yet practical system.

I would be happy to discuss further any of these items, at your convenience. I can be reached at (254) 773-5207.

Peter M. Eimen
Internal Auditor

June 1, 2011

Bishop Michael Lowry
United Methodist Conference Office
464 Bailey Avenue
Ft. Worth, Texas 76107

Bishop Lowry,

I have been asked by Rankin Koch of the Temple District to perform a limited scope review of the financial records of the Temple District Office of the United Methodist Church for the period ending May 31, 2011. This audit was performed in conjunction with the changeover in Districts within the Central Texas Conference.

During the first five months of 2011, the Temple District Office received $67,776.47 from all sources and expended $65,765.82. The ending cash balance was $88,933.91. This breaks down to budgeted district apportionment receipts of $47,374.20 and non-budgeted receipts of $20,402.27; and budgeted district expenditures of $34,465.74 and non-budgeted expenditures of $31,300.08.

I have examined the cash accounts of the Temple District Office of the United Methodist Church, as of May 31, 2011. This was a limited scope review and should not be considered to have been performed in accordance with generally accepted auditing standards. It did, however, include such tests of cash receipts and disbursements as I considered necessary.

My scope does not provide you with a complete report of internal controls. It allows me, however, to provide you with a degree of comfort with the current accounting system and with the system of internal controls and procedures. In that regard, I believe that the cash accounts of the Temple District Office of the United Methodist Church are maintained in an acceptable manner and accurately reflect the transactions therein. In addition, both control recommendations made as a result of my year-end 2010 audit have been implemented.

I would be happy to discuss further any of these items, at your convenience. I can be reached at (254) 773-5207.

Peter M. Eimen
Internal Auditor

June 20, 2011

Bishop Michael Lowry
United Methodist Conference Office
464 Bailey Avenue
Ft. Worth, Texas 76107

Bishop Lowry,

This is an addendum to my letter dated June 1, 2011. After I completed the five month audit on the Temple District financial records there was additional activity that required me to review the figures once again.

During June 1 and June 20, 2011 the Temple District Office received $9,747.00 from all sources and expended $1,191.97. This breaks down to budgeted district apportionments receipt of $9,434.00 and non-budgeted receipts of $313.50; and budgeted district expenditures of $1,191.97.

This has resulted in an amended ending cash balance of $97,488.94.

I would be happy to discuss further any of this addendum, at your convenience. I can be reached at (254) 773-5207.



Peter M. Eimen
Internal Auditor

Waco District

March 10, 2011

Rev. Rod Miles
1512 Lake Air, Suite 112
Waco, Texas 76710

Dear Rev. Miles:

I have reviewed the financial records of the Waco District of the United Methodist Church of the Cntral Texas Conference for the calendar year 2010. The review included a study of revenue and expenses comparing bank statements and bank reconciliations; and disbursements made by the CTC to the Waco district and the Texas Methodist Foundation. I did comparisons of the funds sent to TMF and those recorded at the district office. I also reviewed bills sent to the district office, noted their recorded dates and payments which were made on time.

The Waco district office has come through lst years transition of personnel and software changes in good condition. This was only a basic review, but thorough enough to conclude tht the financial records reflect a fair and accurate picture of the Waco district finances. Also all of the recommendations that I suggested last year were put into effect this year and appear to be helping.

In the Lord's work,

Dick Swaim

Richard B. Swain
8915 Green Leaves Dr.
Granbury, Texas 76049
(817) 575-7035

Financial Consultants

Sue Thomas Cole ~ 817-296-0676
Kathy Knox ~ 817-919-7131
twfinancialconsultants@gmail.com

June 29, 2011

Rev. Rod Miles
Former Waco District Superintendent
1512 Lake Air #112
Waco, TX 76710

Re: Audit of 2011 District Close-Out Financial Records

Dear Rev. Miles:

We have reviewed the 2011 financial records of the Waco District of the United Methodist Church of the Central Texas Conference for the first five months of the year. Our review included verification of the bank statements and reconciliation reports for all accounts; transactions and reports generated from the QuickBooks accounting software, original receipts and backup documentation, payroll verification and quarterly 941 reports; in consultation with new district administrator Cathy Moore. The 2011 district finances have been verified. A close-out Balance Sheet and Budget Profit/Loss reports are provided.

Bank statements and reconciliation reports were provided through April. May statements were reconciled. One check remains outstanding; a closing payroll tax payment needs to be made. Deposits and expenditures were verified for accuracy and completeness with the QB general ledger and backup documentation. Payroll was verified with salary packages, tax withholding requirements, IRS payments and quarterly 941 reports. All records are current, final 941 has been prepared for filing. Report boxes checked, indicating that this is the final report for this business entity. Federal tax identification number will no longer be used.

As indicated by our signatures, we find that the records and data are in proper order for the calendar year 2011 and ready for distribution according to Conference District transition guidelines.

Sue Thomas Cole

Sue Thomas Cole

Kathy A. Knox

Kathy A. Knox

Waxahachie District

Financial Consultants

Sue Thomas Cole ~ 817-296-0676
Kathy Knox ~ 817-919-7131
twfinancialconsultants@gmail.com

April 28, 2011

Rev. Don Scott
Waxahachie District
PO Box 156
Waxahachie, TX 76168

Re: Audit of 2010 District Financial Records

Dear Rev. Scott:

We have reviewed the 2010 financial records of the Waxahachie District of the United Methodist Church of the Central Texas Conference. The review included verification of the bank statements and reconciliation reports for both the operating and designated accounts; reports generated from the QuickBooks accounting software, original receipts; federal tax forms and reports and verbal explanations provided by staff member Clara Downey. The 2010 district finances are in good order. No discrepancies were found that would cause us to question their accuracy nor integrity.

Managing a two-person office always presents challenges for implementing adequate checks and balances. Don and Clara work well together to design a system that protects the employees and the churches they serve. Documentation is consistently kept that thoroughly documents all expenditures made, and the authorizations behind them. Most deposits are monthly work funds provided by the Conference. When an event is held that requires money, volunteers are secured to count and verify monies received. Quick Books is used to record all transactions; the chart of accounts provides a clear audit trail and generates reports that are easy to interpret. Payroll is handled internally for the district administrator; federal reporting is provided by an outside consultant. Tax deposits are made monthly using the IRS electronic payment system. In June, the district will merge and re-organize with other churches in the area in conjunction with the Conference plan. Distribution of assets will be at the discretion of a 3-person committee appointed by the Bishop. It is recommended that final reports be created at the time of transition

As indicated by our signatures, we find that the records and data are in proper order for the calendar year 2010.

Sue M. Thomas

Kathy A. Knox

Financial Consultants

Sue Thomas Cole ~ 817-296-0676
Kathy Knox ~ 817-919-7131
twfinancialconsultants@gmail.com

July 15, 2011

Rev. Don Scott
Former Waxahachie District Superintendent
PO Box 20755
Waco, TX 76702

Re: Audit of 2011 District Close-Out Financial Records

Dear Rev. Scott:

We have reviewed the 2011 financial records of the Waxahachie of the United Methodist Church of the Central Texas Conference for the first five months of the year. Our review included verification of the bank statements and reconciliation reports for all accounts; transactions and reports generated from the QuickBooks accounting software, original receipts and backup documentation, payroll verification and quarterly 941 reports; in consultation with district administrator Clara Downey. The 2011 district finances have been verified. A close-out Balance Sheet and Budget Profit/Loss reports are provided.

Bank statements and reconciliation reports were provided for the Operating Account, Designated Account and Texas Methodist Foundation accounts. . Deposits and expenditures were verified for accuracy and completeness with the QB general ledger and backup documentation. Payroll was verified with salary packages, tax withholding requirements, IRS payments and quarterly 941 reports. A journal entry was created to clear the balance in the liability account that was no longer accurate. All records are current, final 941 has been prepared for filing. Report boxes checked, indicating that this is the final report for this business entity. Federal tax identification number will no longer be used.

As indicated by our signatures, we find that the records and data are in proper order for the calendar year 2011 and ready for distribution according to Conference District transition guidelines.

Sue Thomas Cole

Kathy A. Knox

Weatherford District

Financial Consultants

Sue Thomas Cole ~ 817-296-0676
Kathy Knox ~ 817-919-7131
twfinancialconsultants@gmail.com

RECEIVED
APR 06 2011
BY: _____

March 24, 2011

Rev. Virginia Bassford
Weatherford District
PO Box
Weatherford, TX 76086

Re: Audit of 2010 District Financial Records

Dear Rev. Bassford,

We have reviewed the 2010 financial records of Weatherford District of the United Methodist Church of the Central Texas Conference during the period of March 11 – 24, 2011. The review included verification of the bank statements and reconciliation reports for both the operating and designated accounts, reports generated from the QuickBooks accounting software, original receipts, federal tax forms and reports (941's w-2's and w-4's) and verbal explanations provided by staff member Shelia Bybee. The 2010 district finances are in good order. No discrepancies were found that would cause us to question their accuracy nor integrity.

A strong financial foundation has been established that will sustain both the transition in personnel and the restructuring of the District. Quick Books is used to provide for a complete audit trail and to communicate the District's financial status with a variety of reports. Accounts have been established to accurately track activity. Small changes have been recommended that will close holes in reporting and provide for accurate interpretation. Managing a two person office always presents challenges for implementing adequate security. Use of the Wesley Foundation staff, local pastors and key lay persons helps to reduce vulnerability. Bank statements are reconciled in a timely manner. Review of these reconciliations by a third party provides additional protection. Any event requiring the collection of cash is to be counted by two individuals who initial the deposit. Comprehensive files provide backup for expenditures. All transactions should include a check stub along with an invoice, statement, correspondence or written notes. Include authorizations as appropriate to document the disbursement. Copies of checks charged to multiple accounts are made, and filed accordingly. Great documentation! Payroll is handled internally. Use of EFTPS has begun for payroll tax deposits. Outside consultants will be utilized to file quarterly and year end reports. In June, the district will merge and re-organize with other churches in the area in conjunction with the Conference plan. Distribution of assets will be at the discretion of a 3-person committee appointed by the Bishop. It is recommended that final reports be created at the time of transition.

As indicated by our signatures, we find that the records and data are in proper order for the calendar year 2010.

Sue M. Thomas

Kathy A. Knox

Financial Consultants

Sue Thomas Cole ~ 817-296-0676
Kathy Knox ~ 817-919-7131
twfinancialconsultants@gmail.com

July 6, 2011

Rev. Ginger Bassford
Former Weatherford District Superintendent
PO Box 67
Weatherford TX 76086

Re: Audit of 2011 District Close-Out Financial Records

Dear Rev. Bassford:

We have reviewed the 2011 financial records of the Weatherford District of the United Methodist Church of the Central Texas Conference for the first five months of the year. Our review included verification of the bank statements and reconciliation reports for all accounts, transactions and reports generated from the QuickBooks accounting software, original receipts and backup documentation, payroll verification and quarterly 941 reports, in consultation with district administrator Sheila Bybee. The 2011 district finances have been verified. A close-out Balance Sheet and Budget Profit/Loss reports are provided.

Bank statements and reconciliation reports were provided for the Operating Account. It was noted that both Compass accounts have been closed, balance provided to Conference in accordance with transition guidelines. Journal entries were created to clear some old transaction that were not accurately entered. Deposits and expenditures were verified for accuracy and completeness with the QB general ledger and backup documentation. Payroll was verified with salary packages, tax withholding requirements, IRS payments and quarterly 941 reports. All records are current, final 941 has been prepared for filing. Report boxes checked, indicating that this is the final report for this business entity. Federal tax identification number will no longer be used.

As indicated by our signatures, we find that the records and data are in proper order for the calendar year 2011 and ready for distribution according to Conference District transition guidelines.

Sue Thomas Cole

Sue Thomas Cole

Kathy A. Knox

WILLSHER & ASSOCIATES, PLLC
CERTIFIED PUBLIC ACCOUNTANTS

Independent Auditors' Report

To the Board of Directors
Glen Lake United Methodist Camp, Inc.
Glen Rose, Texas

We have audited the accompanying statement of financial position of Glen Lake United Methodist Camp, Inc., (a non profit organization) as of December 31, 2010, and the related statements of activities, functional expenses, and cash flows for the year then ended. These financial statements are the responsibility of the Organization's management. Our responsibility is to express an opinion on these financial statements based on our audit.

We conducted our audit in accordance with auditing standards generally accepted in the United States of America. Those standards require that we plan and perform the audit to obtain reasonable assurance about whether the financial statements are free of material misstatement. An audit includes examining, on a test basis, evidence supporting the amounts and disclosures in the financial statements. An audit also includes assessing the accounting principles used and significant estimates made by management, as well as evaluating the overall financial statement presentation. We believe that our audit provides a reasonable basis for our opinion.

In our opinion, the financial statements referred to above present fairly, in all material respects, the financial position of Glen Lake United Methodist Camp, Inc., as of December 31, 2010, and the changes in its net assets and its cash flows for the year then ended in conformity with accounting principles generally accepted in the United States of America.

Willsher & Associates

Granbury, Texas
May 17, 2011

2305 East Hwy 377 • Granbury, Texas 76049 • 817-573-5597 • 817-573-5570 Fax

Glen Lake United Methodist Camp, Inc.
Statement of Activities

For the year ended December 31, 2010

	Unrestricted	Temporarily-Restricted	Total
Revenue:			
Contributions	$ 47,882	$ 95,938	$ 143,820
Food revenue:			
Still Water	43,085	-	43,085
Other	188,577	-	188,577
Lodging revenue:			
Still Water	129,806	-	129,806
Other	338,994	-	338,994
Summer camp	499,275	-	499,275
Waterpark and other programs	32,633	-	32,633
Golf tournament revenue	22,792	-	22,792
Retail sales	23,302	-	23,302
Interest income	625	-	625
Gain from sale of assets	17,323	-	17,323
Central Texas Conference, United Methodist Churches:			
Allocation for operations	110,200	-	110,200
Allocation for debt reduction	36,525	-	36,525
Net assets released from expense restrictions	98,946	(98,946)	-
Total revenue (loss)	1,589,965	(3,008)	1,586,957
Expenses:			
Management and administrative	779,942	-	779,942
Program	458,427	-	458,427
Food service	309,421	-	309,421
Facility support	198,666	-	198,666
Marketing and hospitality	38,662	-	38,662
Total expenses	1,785,118	-	1,785,118
Change in net assets	(195,153)	(3,008)	(198,161)
Net assets, beginning of year	4,053,792	30,187	4,083,979
Net assets, end of year	$ 3,858,638	$ 27,179	$ 3,885,817

See accompanying notes.

Glen Lake United Methodist Camp, Inc.
Statement of Cash Flows

For the year ended December 31, 2010

Cash flows from operating activities:	
Change in net assets	$ (198,161)
Adjustments to reconcile change in net assets to net cash used for operating activities:	
Depreciation	234,946
Decrease in accounts receivable and other assets	198
Decrease in inventory	14,450
Decrease in prepaid expenses	2,993
Decrease in accounts payable and accrued expenses	(3,672)
Net cash provided by operating activities	50,754
Cash flows from investing activities:	
Decrease in investments	27,469
Purchase of fixed assets	(105,483)
Net cash used by investing activities	(78,014)
Cash flows from financing activities:	
Increase of debt	5,000
Reduction of debt	(22,263)
Net cash used by financing activities	(17,263)
Net decrease in cash and cash equivalents	(44,523)
Cash and cash equivalents, December 31, 2009	46,243
Cash and cash equivalents, December 31, 2010	$ 1,720
Supplemental disclosures of cash flow information:	
Interest Paid:	$ 215,326

See accompanying notes.

Glen Lake United Methodist Camp, Inc.
Notes to the Financial Statements
December 31, 2010

Organization
Glen Lake United Methodist Camp, Inc. (the Organization), was incorporated in the State of Texas, as a nonprofit corporation. The Organization is a division of the Central Texas conference of the United Methodist Church (the Conference). The Organization is dedicated to promoting the Gospel by establishing, developing and promoting all aspects of Conference ministry as it relates to Christian camping and outdoor activities. The Organization is supported primarily through user fees but receives substantial support from the Conference and public donations.

Note 1 - Summary of Significant Accounting Policies

Financial Statement Presentation
The Organization recognizes revenues and contributions when earned and expenses when incurred, in accordance with the accrual basis of accounting. The financial statements are presented in accordance with FASB Accounting Standards Codification 958 (formerly SFAS 117). As such, the net assets of the Organization and changes therein are classified and reported as follows:

- **Unrestricted net assets** – Net assets that are not subject to donor-imposed stipulations and that may be expendable for any purpose in performing the objectives of the Organization.

- **Temporarily restricted net assets** – Net assets subject to donor-imposed stipulations that may or will be met either by actions of the Organization and/or the passage of time. As the restrictions are satisfied, temporarily restricted net assets are reclassified to unrestricted net assets. As of December 31, 2010, the Organization had no temporarily restricted net assets which were not fully released in the year ending December 31, 2010.

- **Permanently restricted net assets** – Net assets subject to donor-imposed stipulations require that resources be maintained in perpetuity. Investment income generated from these funds is available for general support of the Organization's programs and operations unless otherwise stipulated by the donor. As of December 31, 2010, the Organization had no permanently restricted net assets.

Basis of Accounting
The accompanying financial statements have been prepared on the accrual basis of accounting in accordance with accounting principles generally accepted in the United States of America.

Investments
The Organization has adopted FASB Accounting Standards Codification 320 (formerly SFAS No. 124), Under FASB ASC 320, investments in marketable securities with readily determinable fair values and all investments in debt securities are reported at their fair values in the statement of financial position. Unrealized gains and losses are included in the change in net assets. Investment income and gains restricted by a donor are reported as increases in unrestricted net assets if the

Glen Lake United Methodist Camp, Inc.
Statement of Functional Expenses

For the year ended December 31, 2010

	Management and Administrative	Program	Food Service	Facility Support	Marketing and Hospitality	Total Expenses
Salaries and wages	$ 43,996	$ 158,957	$ 71,390	$ 126,188	$ 31,251	$ 411,292
Salaries and wages - Still Water	-	16,147	24,573	-	7,000	47,720
Payroll taxes and fringe benefits	31,924	-	-	-	-	31,924
Payroll taxes/fringe - Still Water	8,068	-	-	-	-	8,068
Background checks	3,277	-	-	-	-	3,277
Credit card and returned check fees	13,253	-	-	-	-	13,253
Food and food service	-	-	162,898	-	-	162,898
Food and food service - Still Water	-	-	34,112	-	-	34,112
Paper and chemicals	-	-	3,893	-	-	3,893
Paper and chemicals - Still Water	-	-	1,127	-	-	1,127
Professional fees	6,690	-	-	-	-	6,690
Maintenance and repair	9,768	10,539	10,409	43,842	-	74,558
Maintenance and repair - Still Water	-	1,049	1,119	28,636	-	30,804
Utilities	176,467	-	-	-	-	176,467
Utilities - Still Water	-	67,889	-	-	-	67,889
Staff development and travel	5,871	11,254	-	-	-	17,125
Insurance other than health	70,644	-	-	-	-	70,644
Insurance other than health - SW	-	1,090	-	-	-	1,090
Insurance - health	72,339	-	-	-	-	72,339
Insurance - health - Still Water	-	1,749	-	-	-	1,749
Licenses	711	-	-	-	-	711
Publicity/mailings	3,795	-	-	-	-	3,795
Fundraising expense	-	9,674	-	-	-	9,674
Retail store and vending machines	-	42,507	-	-	-	42,507
Technology	10,681	-	-	-	-	10,681
Office expense	13,440	-	-	-	-	13,440
Interest expense	66,765	148,561	-	-	-	215,326
Supplies	7,797	-	-	-	411	8,208
Supplies - Still Water	-	206	-	-	-	206
Temporarily restricted expenses	-	8,805	-	-	-	8,805
Total expenses before depreciation	544,996	658,427	309,421	198,666	38,662	1,550,172
Depreciation	234,946	-	-	-	-	234,946
Total expenses	$ 779,942	$ 658,427	$ 309,421	$ 198,666	$ 38,662	$ 1,785,118

See accompanying notes.

Note 1 - Summary of Significant Accounting Policies (continued)

Inventory
Inventory consists of food items for the dining room and camp-related items such as clothing and books for resale in the camp store. All items are valued at cost on the first-in, first-out method.

Note 2 - Concentration of Credit Risk

Financial instruments which potentially subject the Organization to concentrations of credit risk consist principally of cash investments on deposit with the Texas Methodist Foundation. None of these investments are considered marketable securities or are used for trading purposes. The Organization's management estimates that the fair value of these investments do not differ from the carrying value in the accompanying statement of financial position.

The Organization maintains cash and cash equivalents with a highly credit rated financial institution, in which the Organization's deposits are insured by the FDIC to $250,000. Deposits at the financial institution did not exceed FDIC coverage during the year ending December 31, 2010.

Accounts payable includes a bank account overdraft of $7,611 on December 31, 2010.

Note 3 - Fixed Assets

Fixed assets are carried at cost and donated assets are recorded at fair value at the date of contribution. All expenditures for property, furniture and equipment for $2,500 or more are capitalized. Depreciation is computed using the straight-line method over the estimated useful lives of the assets for 5, 7, 10, 15 or 40 years.

Fixed assets acquired by Glen Lake United Methodist Camp, Inc. are considered to be owned by the organization.

The following shows the value of the fixed assets on hand at December 31, 2010:

Description	Beginning Balance	Acquisitions	Dispositions	Ending Balance
Land	$ 660,616	$ -	$ -	$ 660,616
Building and improvements	8,776,175	105,483	-	8,881,658
Infrastructure	1,053,329	-	-	1,053,329
Equipment and vehicles	993,376	-	-	993,376
Total assets	11,483,494	105,483	-	11,588,977
Accumulated depreciation	(4,063,292)	(234,946)	-	(4,298,238)
Net fixed assets	$ 7,420,202	$ (129,463)	$ -	$ 7,290,739

Depreciation expense for the year ended December 31, 2010 is $234,946.

Note 1 - Summary of Significant Accounting Policies (continued)

Investments (continued)
restrictions are met in the reporting period in which the income and gains are recognized.

Taxes
The Organization is exempt from federal taxes under the Internal Revenue Code Section 501(c)(3), and is not considered a private foundation. There is no unrelated business income for the year ended December 31, 2010.

Cash and Cash Equivalents
For purposes of the statement of cash flows, the Organization considers all highly liquid investments with an initial maturity of ninety days or less to be cash equivalents. Cash and cash equivalents is $1,720 at December 31, 2010.

Donated Materials and Services
Contributions of donated noncash assets are recorded at their fair values in the period received. Contributions of donated services that create or enhance non-financial assets or that require specialized skills, or provided by individuals possessing those skills, and would typically need to be purchased if not provided by donation, are recorded at their fair values in the period received.

The Organization receives a significant amount of donated services from unpaid volunteers who assist in the day to day activities. No amounts have been recognized in the statements of activities because the criteria for recognition under FASB Accounting Standards Codification 958 (formerly SFAS 116) have not been satisfied.

Functional Expenses
Functional expenses have been allocated among Management and Administration, Program, Food Service, Facility Support, Recreation, and Marketing and Hospitality based on an analysis of personnel time and space utilized for the related activities.

Use of Estimates
The preparation of financial statements in conformity with accounting principles generally accepted in the United States of America requires management to make estimates and assumptions that affect the reported amounts of assets and liabilities and disclosure of contingent assets and liabilities at the date of the financial statements and the reported amounts of revenues and expenses during the reporting period. Actual results could differ from those estimates.

Fundraising
Fundraising expenses are included within Program expense and amount to $9,674 for the year. There are no material joint costs associated with fundraising.

Note 4 - Investments

Investments of the Organization consist of idle cash on deposit with the Texas Methodist Foundation. These deposits are uninsured but are guaranteed by the Foundation. The balance at December 31, 2010 is $37,305. Interest income from these investments is $625 in 2010. There are no realized or unrealized gains or losses from these investments.

Note 5 - Long-Term Debt

The Organization's long-term debt is as follows:

A. Mortgage note originally dated October 13, 1993 in the amount of $850,000, payable to the Texas Methodist Foundation, secured by land and buildings. Additional construction draws of $345,561 and $75,000 were added to this note in 1998 and 1999. Monthly payments are $6,980, which includes interest at 7%. These payments are reimbursed by the Conference and are reflected on the Organization's books as debt allocation income. There is no penalty for early or additional payments. The balance at December 31, 2010 is $363,842.

B. Mortgage note dated June 12, 2007 in the amount of $3,100,000, payable to the Texas Methodist Foundation, secured by a first lien on land and building known as Still Water and a second lien on land and buildings in Note 5(A) above. Interest accruing on the note is variable, and monthly payments of interest only are due the 7th day of each month up to and including April 7, 2011 when monthly payments of that amount necessary to amortize a loan in the amount of the principal balance outstanding on April 7, 2011 is calculated. The loan matures on June 7, 2030. The principal balance of the note at December 31, 2010 is $3,010,198.

C. Note dated October 18, 2007 in the amount of $21,607, payable to GMAC, accruing interest at the rate of 6.99% with payments in the amount of $517.31 due monthly until maturity on October 18, 2011. This note is secured by a vehicle. The balance at December 31, 2010 is $4,918.

D. Note dated February 19, 2007 in the amount of $23,176, payable to GMAC, accruing interest at the rate of 7% with payments in the amount of $391.31 due monthly until maturity on February 19, 2012. This note is secured by a vehicle. The balance at December 31, 2010 is $5,870.

E. Note dated November 15, 2010 in the amount of $5,000, payable to the Executive Director. This note is unsecured.

Note 5 - Long-Term Debt (continued)

The principal balances, less current portions, of these long-term notes at December 31, 2010 are:

Texas Methodist Foundation note A	$ 327,573
Texas Methodist Foundation note B	2,920,274
GMAC note D	1,524
Note E	5,000
	$ 3,254,371

Principal reduction on the notes is scheduled as:

2011	$ 135,457
2012	139,173
2013	139,435
2014	146,570
2015	154,068
Thereafter	2,675,125
	$ 3,389,828

Principal reduction of long-term debt for note 5(B) above is estimated, beginning at January, 2011, with interest accruing at 5% per annum and principal and interest payments of $19,866 per month.

Note 6 - Retirement Plan

The Organization offers its qualified employees the opportunity to participate in a defined contribution retirement plan under IRS code section 403(b), administered by the General Board of Health and Pension Benefits of the United Methodist Church. To qualify, the employees must be 21 years of age and have completed one year of continuous employment with the Organization. Under the plan guidelines, the employee must contribute 3.5% of his/her salary in order for the Organization to contribute 7% of the employee's salary. The Organization only acts as a withholding and contributing employer agent for these funds and has no liability for future pension benefits. For the year ended December 31, 2010, the Organization's contribution to the plan is $4,854.



Glen Lake United Methodist Camp, Inc.
Notes to the Financial Statements (continued)
December 31, 2010

Note 7 – Designated and Restricted Net Assets

Unrestricted Board designated net assets at December 31, 2010 are:

Unrestricted designated for fixed assets	$ 3,916,699
Unrestricted designated for marriage ministries	947
Unrestricted designated for inclusive camp	1,150
Unrestricted designated for endowment fund	500
Unrestricted designated for audio/visual equipment	945
Unrestricted designated for self-insured fund	1
	$ 3,920,242

Temporarily restricted net assets at December 31, 2010 are:

Temporarily restricted for dedication bricks	$ 635
Temporarily restricted for Education Center	2,406
Temporarily restricted for Still Water	20,140
Temporarily restricted for rocking chairs	401
Temporarily restricted for museum	1,169
Temporarily restricted for ice machine	2,096
Temporarily restricted for Silent Trail	332
	$ 27,179

Note 8 – Subsequent Event

The Organization is a defendant in a lawsuit for personal injury damages arising out of a zip line accident that occurred on August 3, 2010. The Organization has admitted and stipulated to liability in this matter and is actively seeking a reasonable out-of-court settlement. It is estimated that the Organization's exposure in this case is equal to or less than $500,000, an amount within its primary insurance policy limits of $1 million. The date through which this subsequent event was evaluated is the financial statement issuance date of May 17, 2011.

12

COMMISSION ON CHURCH GROWTH AND DEVELOPMENT
Financial Statement for January 1 through December 31, 2010

GENERAL BUDGET

Beginning Balance (01/01/2010)			$20,492
Receipts:			
Share Program	$208,230		
Grants	$ 15,000		
Conference Support	$110,000		
Capital Funds Transfer	$ 50,000		
Misc. Gifts & Receipts	$ 6,937		
Designated Receipts	$169,961		
Total Receipts		$560,128	
Disbursements:		$564,404	
Fund Balance (12/31/2010)			$16,216

ASSETS		
Properties (Land and Buildings)	$3,262,194	
TMF Property Fund	$ 70,215	
TMF Permanent Fund	$ 21,625	
TMF Reserve Account	$ 51,740	
CTMF Sales of CTC Property	$ 314,555	
Capital	$ 76,352	
TOTAL ASSETS		$3,796,681



R|C|O RYLANDER, CLAY & OPITZ, LLP
CERTIFIED PUBLIC ACCOUNTANTS
Smart Solutions. Real Results.

INDEPENDENT AUDITOR'S REPORT

To the Council on Finance and Administration
Central Texas Conference of the United Methodist Church
Fort Worth, Texas

We have audited the accompanying statement of cash and cash equivalents of Central Texas Conference of the United Methodist Church (the "Conference") as of December 31, 2010, and the related statement of cash receipts and disbursements for the year then ended. These financial statements are the responsibility of the Conference's management. Our responsibility is to express an opinion on these financial statements based on our audit.

We conducted our audit in accordance with auditing standards generally accepted in the United States of America. Those standards require that we plan and perform the audit to obtain reasonable assurance about whether the financial statements are free of material misstatement. An audit includes examining, on a test basis, evidence supporting the amounts and disclosures in the financial statements. An audit also includes assessing the accounting principles used and significant estimates made by management, as well as evaluating the overall financial statement presentation. We believe that our audit provides a reasonable basis for our opinion.

As described in Note 1, these financial statements were prepared on the cash basis of accounting, which is a comprehensive basis of accounting other than accounting principles generally accepted in the United States of America, and exclude the accounts of Glen Lake United Methodist Camp, Inc. (the "Camp"), a division of the Conference.

In our opinion, except for the effect of excluding the accounts of the Camp in the financial statements, the financial statements referred to above present fairly, in all material respects, the cash and cash equivalents of Central Texas Conference of the United Methodist Church as of December 31, 2010, and its cash receipts and disbursements for the year then ended, on the basis of accounting described in Note 1.

Rylander, Clay & Opitz, LLP

September 1, 2011

3200 Riverfront Drive, Suite 200 | Fort Worth, Texas 76107-6561
PHONE: 817.332.2301 | 866.399.3278 FAX: 817.338.4608 | www.rcosolutions.com

An Independently Owned Member,
McGladrey Alliance

CENTRAL TEXAS CONFERENCE OF THE UNITED METHODIST CHURCH

STATEMENT OF CASH AND CASH EQUIVALENTS (Continued)
December 31, 2010

Restricted/Designated (continued)	
Energy Settlement	5,032
Fellowship UM Music/Arts (FUMMWA)	549
General and Jurisdictional Conferences	6,089
Global Aids Fund	35,836
Golden Cross	10
Harry Hosier Scholarship	1,048
Higher Education Scholarship	254
Homes for Retired Ministers	738,035
Insurance Claims - Water Damage	40,561
Jack Livingston Memorial Fund	64
Justice For Our Neighbors	19,198
Laura Edwards Center	(262)
Ministerial Education - Board of Ordained Ministers	288,524
Ministers Health Benefits (HealthFlex)	884,223
Ministers Spouses Fund	1,470
Missionary Hispanic Ministry, as restated	20,178
Mission Ministries -	
68 Degrees	715
Academy for Christian Education	2,602
Clergy Time Apart	6,213
Connect	4,053
CTCYM	72,320
eChristianEd	576
General Youth	6,341
Health and Wellness Task Force	4,043
Hunger Ministry Grants	12,195
Jurisdictional Youth Event	45
Justice/Mercy Ministry	2,886
Leadership Seminar	79
Mid-winter 1-4	4,201
Older Adult Retreat	88
Sexual Harassment and Misconduct	(243)
Spanish Immersion	583
Spiritual Life Retreat ("IGNITE")	696
Texas 5-Day Academy	264

See notes to financial statements.

CENTRAL TEXAS CONFERENCE OF THE UNITED METHODIST CHURCH

STATEMENT OF CASH AND CASH EQUIVALENTS
December 31, 2010

Unrestricted/Undesignated	
Mission Ministries - Central Link	$ 3,968
Total Unrestricted/Undesignated	3,968
Restricted/Designated	
Advance Specials - World	(3,479)
AFLAC	137,945
Aldersgate Enrichment Center	(2,944)
Alignment Task Force	(3,198)
Amen Fund	10,000
Annual Conference Books	436
Annual Conference Offering	150
Annual Conference Video	173
Archives Fund, as restated	5,352
Barbara Johnson-Arther Scholarship	1,233
Bishop's Award Preaching Excellence	(258)
Carter Park Campership	17,842
Centennial Celebration	2,733
Central Texas Conference - Archives History	12,918
Central Texas Conference - Special	440,495
Central Texas Conference - Youth Ministries	81,488
Christian Education Day	9,511
Church Growth and Development, as restated	16,216
Church Growth and Development - Capital Account	76,352
Church Growth and Development - Permanent	21,625
Church Growth and Development - Property	70,215
Church Growth and Development - Reserve	51,740
Church Growth and Development - Sold Property	314,555
Contingency	35,284
Disaster Relief	6,592
Disaster Response	7,437
Disaster - Special	19,509
District Communications	3,831
District Missions	(195)
District Work Fund	27
Encounters With Christ	(324)

See notes to financial statements.

CENTRAL TEXAS CONFERENCE OF THE UNITED METHODIST CHURCH
STATEMENT OF CASH AND CASH EQUIVALENTS (Continued)
December 31, 2010

Mission Ministries (Continued) -	
The Call	2,124
UNDC Retreat	430
VIM Projects	878
VIM Registration	3,275
VIM Sales	88
Morris Walker Scholarship	22,286
Native American Awareness	17,177
One Great Hour	10
Operating Reserve Checking	162,223
Other Benevolences	25
Partners in Ministry	103
Peace With Justice	21,751
Pension: Modified Direct Billing	2,365
Quadrennial Workshop	1,569
Resource Center	3,504
Resource Library Capital Equipment	3,211
Rural Life	13,535
Sensitizing for Hispanic Ministry	14,963
Student Day	(310)
Swaziland	46,809
United Centers	(575)
Wesley Foundation Reserve	11,656
Wings of the Spirit	40,000
World Communion	75
Youth Service Fund	3,988
Total Restricted/Designated, as restated	3,862,887
Total Funds, as restated	$3,866,855

See notes to financial statements.

CENTRAL TEXAS CONFERENCE OF THE
UNITED METHODIST CHURCH
STATEMENT OF CASH RECEIPTS AND DISBURSEMENTS
Year Ended December 31, 2010

	Cash and Cash Equivalents December 31, 2009	Transfer From Other Funds	Contributions From Churches	Other Receipts	Total Receipts	Disbursements	Transfer To Other Funds	Unexpend. Approp. Transfer	Cash and Cash Equivalents December 31, 2010
Unrestricted/Undesignated									
Africa University	$ -	$ -	$ 36,672	$ -	$ 36,672	$ 38,005	$ -	$ (1,333)	$ -
Annual Conference Session	-	-	36,345	27,130	63,475	79,540	-	(16,065)	-
Archives and History Committee	-	-	9,473	-	9,473	1,759	6,300	1,414	-
Assistant Treasurer Compensation	-	-	82,903	-	82,903	93,016	-	(10,113)	-
Audit	-	-	22,128	-	22,128	16,800	-	5,328	-
Black Methodist Colleges	-	-	160,329	-	160,329	168,058	-	(7,729)	-
Building Expense	-	-	45,657	-	45,657	45,984	-	(327)	-
Cabinet Expenses	-	-	1,101	-	1,101	1,568	-	(467)	-
Capital Equipment and Repairs	-	-	4,406	-	4,406	-	-	4,406	-
CGD Research Assistant	-	-	48,179	-	48,179	49,907	-	(1,728)	-
Chancellor	-	-	26,533	-	26,533	2,718	-	23,815	-
Christian Unity and Interreligious Concerns Committee	-	-	12,721	-	12,721	12,029	-	692	-
Church Growth and Development Committee	-	-	214,097	-	214,097	116,955	111,000	(13,858)	-
Comprehensive Protection Plan	-	-	525,141	-	525,141	525,141	-	-	-
Computer/Director Compensation	-	-	24,731	360	25,091	20,320	-	4,771	-
Conference Claimants	-	-	656,545	-	656,545	656,545	-	-	-
Conference Journal Fund	-	-	10,613	2,333	12,946	11,442	-	1,504	-
Conference Statistician	-	-	300	-	300	-	-	300	-
Council on Finance and Administration ("CFA")	-	-	1,802	-	1,802	1,512	-	290	-
Counseling Program	-	-	17,409	-	17,409	25,230	-	(7,821)	-
Director CFA Compensation and Support	-	-	132,966	-	132,966	148,093	-	(15,127)	-
Director CGD Compensation and Support	-	-	138,040	-	138,040	155,182	100	(17,242)	-
District Superintendent Compensation and Support	-	-	741,661	-	741,661	776,944	-	(35,283)	-
District Superintendent Pension	-	-	81,492	-	81,492	84,454	-	(2,962)	-
Episcopacy Committee	-	-	4,806	-	4,806	-	-	4,806	-
Episcopal Fund	-	-	338,804	-	338,804	353,894	-	(15,090)	-
Episcopal Office	-	-	10,613	-	10,613	12,000	-	(1,387)	-
Episcopal Residence	-	-	28,595	-	28,595	29,562	-	(967)	-
Equitable Compensation Committee	-	-	701	-	701	1,023	-	(322)	-
Equitable Compensation Fund	-	-	54,892	-	54,892	43,487	-	11,405	-
General Administration	-	-	123,253	-	123,253	123,253	-	-	-
General Jurisdictional Delegates	-	-	2,603	-	2,603	-	3,000	(397)	-

See notes to financial statements.

CENTRAL TEXAS CONFERENCE OF THE
UNITED METHODIST CHURCH
STATEMENT OF CASH RECEIPTS AND DISBURSEMENTS (Continued)
Year Ended December 31, 2010

	Cash and Cash Equivalents December 31, 2009	Transfer From Other Funds	Contributions From Churches	Other Receipts	Total Receipts	Disbursements	Transfer To Other Funds	Unexpend. Approp. Transfer	Cash and Cash Equivalents December 31, 2010
Unrestricted/Undesignated (Continued)									
Igniting Ministries	-	-	20,029	-	20,029	3,074	5,400	11,555	-
Inclusiveness Commission	-	-	2,707	-	2,707	11	-	2,696	-
Information Technology Director	-	30,880	36,245	-	67,125	71,814	-	(4,689)	-
Insurance	-	-	57,471	-	57,471	58,081	-	(610)	-
Interdenominational Cooperation	-	-	32,345	-	32,345	33,278	-	(933)	-
Jurisdictional Administration	-	-	23,730	-	23,730	23,730	-	-	-
Laity Board	-	-	5,413	3,827	9,240	7,872	-	1,368	-
Leadership Teams	-	-	701	-	701	94	-	607	-
Lydia Patterson Institute	-	-	54,367	-	54,367	54,367	-	-	-
Ministerial Education	-	-	296,166	-	296,166	299,497	-	(3,331)	-
Mission Ministries -									
Administration	-	-	635,254	-	635,254	624,994	91	10,169	-
Camps and Assemblies	-	-	110,161	-	110,161	120,200	-	(10,039)	-
Central Link	-	-	4,150	130	4,280	312	-	-	3,968
Communications	-	-	74,433	-	74,433	81,044	-	(6,611)	-
Nurture	-	-	82,283	-	82,283	76,322	2,594	3,367	-
Outreach	-	-	161,588	8,169	169,757	113,420	6,800	49,537	-
Witness	-	-	10,827	266	11,093	9,176	-	1,917	-
Mount Sequoyah	-	-	12,220	-	12,220	12,220	-	-	-
Moving Expenses	-	-	58,053	-	58,053	58,102	-	(49)	-
Office Expense	-	-	76,595	4,731	81,326	78,713	-	2,613	-
Ordained Ministry	-	15,263	93,717	440	109,420	109,420	-	-	-
Pensions Committee	-	-	3,905	61	3,966	5,017	-	(1,051)	-
Personnel Committee	-	-	400	-	400	318	-	82	-
Rental Income	-	-	-	14,100	14,100	-	-	14,100	-
Retiree Health Benefits	78,647	-	239,273	-	239,273	328,647	-	(10,727)	-
Rules Committee	-	-	200	-	200	90	-	110	-
SMU Campus Ministry	-	-	6,715	-	6,715	6,715	-	-	-
Support Staff Compensation	-	10,789	163,804	-	174,593	196,908	-	(22,315)	-
Taxes	-	-	12,816	-	12,816	-	-	12,816	-
Texas Methodist Colleges	-	-	94,685	-	94,685	94,685	-	-	-
Trustees	-	-	200	-	200	211	-	(11)	-

See notes to financial statements.

CENTRAL TEXAS CONFERENCE OF THE UNITED METHODIST CHURCH
STATEMENT OF CASH RECEIPTS AND DISBURSEMENTS (Continued)
Year Ended December 31, 2010

	Cash and Cash Equivalents December 31, 2009	Transfer From Other Funds	Contributions From Churches	Other Receipts	Total Receipts	Disbursements	Transfer To Other Funds	Unexpend. Approp. Transfer	Cash and Cash Equivalents December 31, 2010
Unrestricted/Undesignated (Continued)									
Wesley Foundation	-	-	284,439	-	284,439	309,976	-	(25,537)	-
World Service	-	-	1,181,458	-	1,181,458	1,181,458	-	-	-
Total Unrestricted/Undesignated, as restated	78,647	56,932	7,431,861	61,547	7,550,340	7,554,187	135,285	(64,453)	3,968

See notes to financial statements.

CENTRAL TEXAS CONFERENCE OF THE UNITED METHODIST CHURCH

STATEMENT OF CASH RECEIPTS AND DISBURSEMENTS (Continued)

Year Ended December 31, 2010

	Cash and Cash Equivalents December 31, 2009	Transfer From Other Funds	Contributions From Churches	Other Receipts	Total Receipts	Disbursements	Transfer To Other Funds	Unexpend. Approp. Transfer	Cash and Cash Equivalents December 31, 2010
Restricted/Designated									
Advance Specials - World	-	-	564,676	16,956	581,632	574,324	10,787	-	(3,479)
AFLAC	87,241	-	-	391,809	391,809	341,075	-	-	137,945
Aldersgate Enrichment Center	-	-	40,283	-	40,283	43,227	-	-	(2,944)
Alignment Task Force	-	5,000	-	-	5,000	8,198	-	-	(3,198)
Amen Fund	10,000	-	-	-	-	-	-	-	10,000
Annual Conference Books	-	-	-	7,150	7,150	6,714	-	-	436
Annual Conference Offering	-	-	110,300	6,570	116,870	116,720	-	-	150
Annual Conference Video	173	-	-	-	-	-	-	-	173
Archives Fund, as restated	5,312	-	18	22	40	-	-	-	5,352
Barbara Johnson-Arther Scholarship	1,233	-	-	-	-	-	-	-	1,233
Bishop's Award Preaching Excellence	-	100	800	-	900	1,158	-	-	(258)
Brown Scholarship	-	-	-	5,000	5,000	5,000	-	-	-
Carter Park Campership	18,417	-	-	348	348	923	-	-	17,842
Centennial Celebration	3,004	1,000	3,670	60,819	65,489	65,760	-	-	2,733
Central Texas Conference - Archives History	13,300	6,365	-	4	6,369	6,751	-	-	12,918
Central Texas Conference - Pension Initiative	1,100	-	18,550	-	18,550	19,650	-	-	-
Central Texas Conference - Special	81,584	357,317	-	1,594	358,911	-	-	-	440,495
Central Texas Conference - Senior Ministry	-	-	5,413	-	5,413	5,413	-	-	-
Central Texas Conference - Youth Ministries	80,705	-	-	783	783	-	-	-	81,488
Christian Education Day	6,821	-	2,765	-	2,765	75	-	-	9,511
Church Growth and Development, as restated	20,493	110,000	-	450,128	560,128	564,405	-	-	16,216
Church Growth and Development - Capital Account	76,110	-	-	242	242	-	-	-	76,352
Church Growth and Development - Permanent	21,262	-	-	363	363	-	-	-	21,625
Church Growth and Development - Property	69,036	-	-	1,179	1,179	-	-	-	70,215
Church Growth and Development - Reserve	51,243	-	-	497	497	-	-	-	51,740
Church Growth and Development - Sold Property	370,094	-	-	193,716	193,716	249,255	-	-	314,555
Clergy Emergency Disability	-	-	-	7,167	7,167	7,167	-	-	-
Connectional Payout	-	-	3,021	66,000	69,021	69,021	-	-	-
Contingency	22,007	-	-	-	-	-	-	(13,277)	35,284
Disaster Relief	6,234	-	245	113	358	-	-	-	6,592
Disaster Response	7,049	-	-	5,489	5,489	5,101	-	-	7,437
Disaster - Special	19,439	-	-	255	255	185	-	-	19,509

See notes to financial statements.

CENTRAL TEXAS CONFERENCE OF THE
UNITED METHODIST CHURCH
STATEMENT OF CASH RECEIPTS AND DISBURSEMENTS (Continued)
Year Ended December 31, 2010

	Cash and Cash Equivalents December 31, 2009	Transfer From Other Funds	Contributions From Churches	Other Receipts	Total Receipts	Disbursements	Transfer To Other Funds	Unexpend. Approp. Transfer	Cash and Cash Equivalents December 31, 2010
Restricted/Designated (Continued)									
District Communications	-	-	-	5,368	5,368	1,537	-	-	3,831
District Missions	-	-	14,771	-	14,771	14,966	-	-	(195)
District Work Fund	-	-	782,273	-	782,273	782,246	-	-	27
Encounters With Christ	-	-	-	1,500	1,500	1,824	-	-	(324)
Energy Settlement	5,032	-	-	-	-	-	-	-	5,032
Fellowship UM Music/Arts (FUMMWA)	549	-	-	-	-	-	-	-	549
General and Jurisdictional Conferences	3,089	3,000	-	-	3,000	-	-	-	6,089
Glen Lake Camp - Special Day	-	-	2,097	-	2,097	2,097	-	-	-
Global Aids Fund	28,815	10,787	-	-	10,787	3,766	-	-	35,836
Golden Cross	-	-	3,786	-	3,786	3,776	-	-	10
Harry Hosier Scholarship	4,188	-	-	360	360	3,500	-	-	1,048
Heritage Sunday	-	-	65	-	65	-	65	-	-
Higher Education Scholarship	254	-	-	1,307	1,307	1,307	-	-	254
Houses for Retired Ministers	1,113,458	10,954	3,203	359,110	373,267	706,856	41,834	-	738,035
Human Relations	-	-	4,445	-	4,445	4,445	-	-	-
Insurance Claims - Water Damage	58,023	-	-	2,281	2,281	19,743	-	-	40,561
Interim Ministry Conferences - Jurisdictional	(1,503)	1,503	-	-	1,503	-	-	-	-
Jack Livingston Memorial Fund	64	-	-	-	-	-	-	-	64
Justice For Our Neighbors	12,318	1,000	40,455	20,653	62,108	55,228	-	-	19,198
Laura Edwards Center	-	-	12,102	-	12,102	12,364	-	-	(262)
Methodist Home Waco	-	-	27,162	-	27,162	27,162	-	-	-
Methodist Mission Home	-	-	10,052	-	10,052	10,052	-	-	-
Metro Board of Missions	-	-	80,142	-	80,142	80,142	-	-	-
Ministerial Education - Board of Ordained Ministers	263,862	-	98,722	1,325	100,047	60,122	15,263	-	288,524
Ministers Health Benefits (HealthFlex)	800,441	-	2,230,405	2,756,606	4,987,011	4,892,440	10,789	-	884,223
Ministers Spouses Fund	1,391	-	-	1,040	1,040	961	-	-	1,470
Missionary Hispanic Ministry, as restated	9,657	6,800	400	3,321	10,521	-	-	-	20,178
Mission Ministries -									
68 Degrees	715	-	-	-	-	-	-	-	715
Academy for Christian Education	2,752	-	-	150	150	300	-	-	2,602
Clergy Time Apart	12,492	-	-	7,145	7,145	13,424	-	-	6,213
Connect	4,618	-	-	-	-	565	-	-	4,053

See notes to financial statements.

CENTRAL TEXAS CONFERENCE OF THE
UNITED METHODIST CHURCH
STATEMENT OF CASH RECEIPTS AND DISBURSEMENTS (Continued)
Year Ended December 31, 2010

	Cash and Cash Equivalents December 31, 2009	Transfer From Other Funds	Contributions From Churches	Other Receipts	Total Receipts	Disbursements	Transfer To Other Funds	Unexpend. Approp. Transfer	Cash and Cash Equivalents December 31, 2010
Restricted/Designated (Continued)									
Mission Ministries (Continued) -									
Coaching	-	791	-	4,500	5,291	5,291	-	-	-
CTCYM	47,038	-	-	517,800	517,800	492,538	-	-	72,320
eChristianEd	1,367	-	-	-	-	-	791	-	576
General Youth	8,732	-	-	-	-	2,391	-	-	6,341
Health and Wellness Task Force	1,500	-	-	8,437	8,437	5,894	-	-	4,043
Hunger Ministry Grants	2,745	11,850	-	-	11,850	2,400	-	-	12,195
Jurisdictional Youth Event	45	-	-	-	-	-	-	-	45
Justice/Mercy Ministry	2,886	-	-	-	-	-	-	-	2,886
Leadership Seminar	79	-	-	-	-	-	-	-	79
Mid-winter 1-4	1,607	2,594	-	-	2,594	-	-	-	4,201
Myers-Briggs	(91)	91	-	-	91	-	-	-	-
Older Adult Retreat	88	-	-	-	-	-	-	-	88
Sexual Harassment and Misconduct	-	-	-	345	345	588	-	-	(243)
Spanish Immersion	583	-	-	-	-	-	-	-	583
Spiritual Life Retreat ("IGNITE")	696	-	-	-	-	-	-	-	696
Texas 5-Day Academy	4	-	-	260	260	-	-	-	264
The Call	3,787	-	-	-	-	1,663	-	-	2,124
UNDC Retreat	430	-	-	-	-	-	-	-	430
VIM Projects	1,880	-	-	8,067	8,067	9,069	-	-	878
VIM Registration	955	-	-	1,000	1,000	(1,320)	-	-	3,275
VIM Sales	88	-	-	-	-	-	-	-	88
Morris Walker Scholarship	22,852	-	-	434	434	1,000	-	-	22,286
Native American Awareness	17,904	-	5,411	-	5,411	6,138	-	-	17,177
No More Malaria	1,100	-	-	202	202	1,302	-	-	-
One Great Hour	-	-	13,169	-	13,169	13,159	-	-	10
Operating Reserve Checking	448,462	-	-	398,179	398,179	601,792	6,503	76,123	162,223
Other Benevolences	-	-	1,525	-	1,525	1,500	-	-	25
Partners in Ministry	-	-	-	3,000	3,000	2,897	-	-	103
Peace With Justice	20,152	-	3,198	-	3,198	1,599	-	-	21,751
Pension: Modified Direct Billing	3,279	-	-	2,541,915	2,541,915	2,542,829	-	-	2,365
Quadrennial Workshop	1,569	-	-	-	-	-	-	-	1,569

See notes to financial statements.

CENTRAL TEXAS CONFERENCE OF THE
UNITED METHODIST CHURCH
STATEMENT OF CASH RECEIPTS AND DISBURSEMENTS (Continued)
Year Ended December 31, 2010

	Cash and Cash Equivalents December 31, 2009	Transfer From Other Funds	Contributions From Churches	Other Receipts	Total Receipts	Disbursements	Transfer To Other Funds	Unexpend. Approp. Transfer	Cash and Cash Equivalents December 31, 2010
Restricted/Designated (Continued)									
Resource Center	4,119	5,400	-	12,657	18,057	18,672	-	-	3,504
Resource Library Capital Equipment	3,211	-	-	-	-	-	-	-	3,211
Rural Life	12,924	-	611	-	611	-	-	-	13,535
Sensitizing for Hispanic Ministry	17,142	-	-	-	-	1,179	1,000	-	14,963
Stephens Scholarship	-	-	-	2,000	2,000	2,000	-	-	-
Student Day	-	-	12,423	-	12,423	12,733	-	-	(310)
Swaziland	25,398	-	31,711	-	31,711	10,500	-	-	46,809
Tarrant Area Community of Churches	-	-	983	-	983	983	-	-	-
Thanksliving	-	-	13,167	-	13,167	1,317	11,850	-	-
United Centers	-	-	23,816	-	23,816	24,391	-	-	(575)
Wesley Foundation Reserve	11,915	-	2,873	-	2,873	3,132	-	-	11,656
Wesley Foundation Special	-	-	160,810	-	160,810	160,810	-	-	-
Wesleyan Homes	-	-	8,670	-	8,670	8,670	-	-	-
Wings of the Spirit	20,000	-	-	20,000	20,000	-	-	-	40,000
World Communion	-	-	5,003	-	5,003	4,928	-	-	75
Youth Service Fund	4,770	-	108	714	822	1,604	-	-	3,988
Total Restricted/ Designated, as restated	3,981,478	534,552	4,343,299	7,895,880	12,773,731	12,730,594	98,882	62,846	3,862,887
Glen Lake Improvements Loan Fund	-	-	43,214	-	43,214	36,485	-	6,729	-
Total Funds, as restated	$ 4,060,125	$ 591,484	$ 11,818,374	$ 7,957,427	$ 20,367,285	$ 20,321,266	$ 234,167	$ 5,122	$ 3,866,855

See notes to financial statements.

NOTE 1. NATURE OF ACTIVITIES AND SUMMARY OF SIGNIFICANT ACCOUNTING POLICIES (Continued)

Income Taxes
The Conference is a not-for-profit organization that is exempt from income taxes under Section 501(c)(3) of the Internal Revenue Code and is not considered a private foundation within the meaning of Section 509(a) of the Code.

Subsequent Events
Management evaluated subsequent events through September 1, 2011, which is the date the financial statements were available to be issued.

NOTE 2. RETIREMENT PLANS

The Conference maintains a defined contribution benefit plan for substantially all ministers. As approved by the General Board of Pension and Health Benefits, the Conference is obligated to make contributions to the Plan equal to 12% of the denominational average compensation as calculated by the Conference Pension Officer. The contribution to the Plan is billed directly to the churches by the Conference and remitted to the General Board of Pensions and Health Benefits.

The Conference offers its employees the opportunity to participate in a defined contribution retirement plan under IRS code section 403(b), administered by the General Board of Health and Pension Benefits of the United Methodist Church. To participate in the Plan, employees must work a minimum of 1,040 hours each year. Under the Plan guidelines, the Conference contributes 9% of each participant's compensation annually, regardless of whether the participant contributes to the Plan.

For the year ended December 31, 2010, the Conference's total contribution to both plans is $205,197.

NOTE 3. CORRECTION OF ERROR

During 2010, management recorded two accounts at CTMF totaling $3,000 that were inadvertently omitted from the financial statements at December 31, 2009. Additionally, two funds were inadvertently overstated by $150,889 in the December 31, 2009 financial statements. Accordingly, the beginning balances in the accompanying statement of cash receipts and disbursements have been restated to correct these balances.

CENTRAL TEXAS CONFERENCE OF THE UNITED METHODIST CHURCH

NOTES TO FINANCIAL STATEMENTS

NOTE 1. NATURE OF ACTIVITIES AND SUMMARY OF SIGNIFICANT ACCOUNTING POLICIES

Nature of Activities
Central Texas Conference of the United Methodist Church (the "Conference") is a state-level agency of the United Methodist Church. The primary financial responsibility of the Conference is to serve as a conduit for monies contributed by individual church members through their local churches for the programs of the United Methodist Church at district, conference, jurisdictional, and national levels.

Basis of Accounting
The Conference's accounts are maintained on the cash basis of accounting, and the statement of cash and cash equivalents and statement of cash receipts and disbursements recognizes only cash received and disbursed. Therefore, receivables and payables, long-lived assets, accrued income and expenses, and depreciation and amortization, which would normally be recognized under accounting principles generally accepted in the United States of America, and which may be material in amount, are not recognized in the accompanying financial statements. Accordingly, the accompanying financial statements are not intended to present financial position and revenues and expenses in conformity with accounting principles generally accepted in the United States of America. The effects of this departure from generally accepted accounting principles have not been determined.

The accompanying financial statements do not include the accounts of Glen Lake United Methodist Camp, Inc. (the "Camp"), a division of the Conference. The effects of this departure from accounting principles generally accepted in the United States of America have not been determined. During 2010, the Conference remitted $36,485 and $110,200 to the Camp for debt retirement and camp operations assistance, respectively.

Cash Equivalents
The Conference considers all highly-liquid investments with an initial maturity of three months or less to be cash equivalents. Cash equivalents consist of funds on deposit with Texas Methodist Foundation ("TMF") and Central Texas Methodist Foundation ("CTMF"). These balances are not insured by the Federal Deposit Insurance Corporation.

Concentration of Credit Risk
The Conference maintains cash balances at a bank which periodically exceed federally insured limits. At December 31, 2010, the Conference has approximately $258,000 of uninsured cash based on actual bank balances. Also, at December 31, 2010, the Conference has uninsured cash of approximately $1,530,000 and $394,000 on deposit at TMF and CTMF, respectively, based on actual cash balances. The Conference has not historically experienced any losses in such accounts, and management does not believe there is significant credit risk associated with these balances.

XV. Statistical Tables

CONFERENCE STATISTICAL REPORT

MEMBERSHIP JANUARY 1, 2010		**164,919**
Members received:		
Profession of Faith	2,007	
Affirmation	120	
Transfer other UMC	2,293	
Other denominations	1,784	
Correction Previous Year	348	
Total members received 2010		**6,552**
Members removed:		
Charge conference	1,121	
Correction Previous Year	864	
Withdrawn	406	
Transfer other UMC	1,167	
Other denominations	425	
Death	1,308	
Total members removed 2010		**5,291**
TOTAL MEMBERSHIP DECEMBER 31, 2010		**166,180**
Gain of 1,261		

This is the 37th consecutive year of membership growth in the Central Texas Conference.

Ethnic breakdown of 2010 membership	
Asian	873
African American	4,425
Hispanic	2,138
Native American	114
Pacific Islanders	439
White	156,904
Multi-Racial	1,287

Attendance at principal worship		**46,920**
Gain of 764		

Church school:	
Children	16,995
Youth	8,808
Young Adults	3,030
Other Adults	28,956

TOTAL CHURCH SCHOOL MEMBERSHIP	**57,789**
Gain of 3,937 (Children, Youth and, Adults from previous year)	
Church school average attendance	**22,313**
Gain of 308	

Church school membership equals 34.8% of church membership
Church school average attendance equals 38.6% of church school membership
Church school average attendance equals 47.6% of worship attendance

John Dirk, Statistician

SALARIES OF MINISTERS - 2011
APPOINTMENT TO AN EXTENSION MINISTRY - FE
APPOINTMENT BEYOND THE LOCAL CHURCH - FD

Name	Salary	Other	Travel Allowance
Georgia L. Adamson	114,322	18,000	Yes
Sara Irene Andrews, FD	4,500 max		
Holly Dittrich, FD			
Charles R. Bailey	110,800	23,000	
Virginia Bassford	110,722	Yes	Yes
Lisa Baumgartner			
Kent Berry			
Milana Bradley			
Dian Bright, FD			
Hector L. Colon-Colon			
Robert F. Ewing			
Karen Granderson, FD	55,881	Yes	Yes
Karen A. Greenwaldt	110,632	32,780	
Ann A. Hagmann			
J. Michael Hannah			
Mark Hanshaw	58,000		
Kay Hawkins	70,000	Yes	
Steve Heyduck	72,000		
John C. Holbert	104,226		
Judy Holloway, FD			
Melinda Holloway	25,666		
Robert Holloway	110,992	Yes	Yes
Marty K. Jeane			
Mary Ellen Johnson	50,460	14,000	500
William B. Killough			
Rankin Koch	110,992	Yes	Yes
Gary Lindley	110,992	Yes	Yes
John H. Loggins	75,000		
Katherine Long	15,268	26,500	3,000
Ronnie McManus	90,000		
Joseph Nader	40,160	Yes	
James N. Newton, Jr.	62,600	Yes	
Harvey Ozmer	110,992	18,000	Yes
Randal L. Riddile	85,347	15,600	
B.Suzy Rivera	48,000	Yes	Yes
Donald F. Scott	110,992	Yes	Yes
Norman L. Suggs	42,904	Yes	
Jeannie Treviño-Teddlie, FD	66,382	17,000	Yes
Robert C. Warden	95,144	32,940	Yes
Brenda Wier, FD			
Randy Wild	110,992	18,000	Yes
Steven Mark Winter	22,150	47,200	
William C. Wood			
Carol Woods	110,992	Yes	

BROWNWOOD DISTRICT	Total professing Members at Close of last year	GAINS AND LOSSES											Total professing members reported at the close of this year	ETHNIC DIVERSITY				
		Received on Profession of Christian Faith	Restored by Affirmation	Correct previous year's reporting errors of total professing membership numbers by addition	Received from Other United Methodist Churches	Received from Other Denominations	Removed or Corrected by Charge Conference Action	Withdrawn from professing membership	Correct previous year's reporting errors of total professing membership numbers by subtraction	Removed by Transfer to Other United Methodist Churches	Removed by Transfer to Other Denominations	Removed by Death		Asian	African American/Black	Hispanic	Native American	Pacific Islander
Church/Charge	1	2.a	2.b	2.c	3	4	5.a	5.b	5.c	6	7	8	9	9.a	9.b	9.c	9.d	9.e
Ballinger First	319	1	0	0	0	2	0	1	0	0	0	6	315	1	2	6	0	0
Winters First	290	0	0	0	1	0	0	0	0	0	0	2	289	0	1	8	0	0
Bangs First	292	1	0	0	0	0	0	0	0	1	0	3	289	1	0	0	0	0
Mullin	21	0	0	0	0	1	0	0	0	0	0	1	21	0	0	0	0	0
Blanket	79	1	0	0	1	1	0	0	0	0	0	0	82	0	0	0	2	0
Bluffdale	69	3	2	0	1	1	0	0	0	0	2	1	73	0	0	0	0	0
Morgan Mill	88	2	0	3	4	5	0	0	0	0	0	1	101	0	0	0	0	0
BRECKENRIDGE: First	522	3	0	0	9	3	0	5	0	4	6	9	513	0	0	1	0	0
Eolian	8	0	0	0	0	0	0	0	0	0	0	0	8	0	0	0	0	0
St. Paul	49	0	0	0	3	0	0	0	0	0	0	1	51	0	0	0	0	0
BROWNWOOD: Central	524	2	0	0	1	1	0	0	0	0	0	8	520	0	0	0	0	0
Emanuel Chapel	50	1	0	0	4	3	0	0	0	0	0	0	58	0	30	0	0	0
First	1,242	5	5	0	25	8	0	0	0	4	0	10	1,271	0	0	4	0	0
Cisco First	313	0	0	0	4	0	0	2	0	1	0	4	310	1	1	0	0	0
COLEMAN: First	330	11	0	0	3	10	0	0	0	1	0	8	345	0	0	0	0	0
Novice	20	0	0	0	0	0	0	0	1	0	0	1	18	0	0	0	0	0
Trinity	56	0	0	0	0	0	0	0	0	0	0	1	55	0	0	0	0	0
Gouldbusk	64	0	0	0	0	0	0	0	0	0	0	0	64	0	0	0	0	0
Comunidad de Fe *	10	1	0	4	0	2	0	0	0	2	0	0	15	0	0	15	0	0
Comanche First	570	1	0	0	8	5	0	0	0	0	0	8	576	0	0	7	0	0
Gustine	75	1	0	0	0	0	0	0	0	2	0	1	73	0	0	0	0	0
Cross Plains First	175	2	0	0	4	2	0	0	0	0	0	5	178	0	0	1	0	0
DeLeon First	347	5	0	0	0	2	0	0	0	0	1	2	351	0	2	4	0	0
Morton Chapel	12	0	0	0	1	2	0	0	0	0	0	0	15	0	0	0	0	0
Dublin First	287	0	0	0	1	0	97	0	14	1	2	4	170	0	0	2	0	0
Green's Creek	81	1	0	0	0	0	0	0	0	0	0	1	81	0	0	0	0	0
Early First	314	0	0	0	1	0	0	0	0	4	0	2	309	0	0	4	0	0
Zephyr	73	0	0	0	1	0	0	0	0	0	0	3	71	0	0	0	0	0
Eastland First	268	1	0	0	1	0	0	0	0	0	0	2	268	1	1	0	0	1
Gorman First	83	0	0	0	2	0	0	0	0	0	2	4	79	0	0	3	0	0

CENTRAL TEXAS CONFERENCE STATISTICAL TABLES - 2010

BROWNWOOD DISTRICT	CHURCH MEMBERSHIP																	
		GAINS AND LOSSES												ETHNIC DIVERSITY				
Church/Charge	Total professing Members at Close of last year	Received on Profession of Christian Faith	Restored by Affirmation	Correct previous year's reporting errors of total professing membership numbers by addition	Received from Other United Methodist Churches	Received from Other Denominations	Removed or Corrected by Charge Conference Action	Withdrawn from professing membership	Correct previous year's reporting errors of total professing membership numbers by subtraction	Removed by Transfer to Other United Methodist Churches	Removed by Transfer to Other Denominations	Removed by Death	Total professing members reported at the close of this year	Asian	African American/Black	Hispanic	Native American	Pacific Islander
	1	2.a	2.b	2.c	3	4	5.a	5.b	5.c	6	7	8	9	9.a	9.b	9.c	9.d	9.e
Dublin Laurel Street	47	0	0	0	0	0	0	8	0	3	1	2	33	0	0	0	0	0
Hamilton First	447	2	1	0	3	0	0	0	0	1	0	11	441	5	0	9	0	0
Lamkin	42	0	0	0	1	0	0	0	0	0	0	0	43	0	0	0	0	0
Hico First	413	7	0	0	2	1	0	0	0	2	0	8	413	0	0	0	0	0
Pleasant Hill	41	0	0	0	0	0	0	0	0	0	0	1	40	1	0	0	0	0
Iredell First	86	3	0	0	0	0	2	0	0	0	0	4	83	0	0	1	0	0
Cranfills Gap First	44	0	0	0	0	0	0	0	0	1	0	2	41	0	0	0	0	0
Lake Brownwood	171	0	0	0	0	0	0	3	0	2	0	2	164	0	0	0	0	0
Fisherman's Chapel	20	0	0	0	0	0	0	0	0	0	0	0	20	0	0	0	0	0
May	79	0	0	0	0	1	0	0	0	0	0	0	80	0	0	0	0	0
Rising Star First	100	0	0	0	0	3	0	0	0	0	0	0	103	0	0	0	0	0
Ranger	59	0	0	0	0	0	0	0	0	0	0	3	56	0	0	1	0	0
Hannibal	15	1	0	0	0	1	0	0	0	0	0	0	17	0	0	0	0	0
Santa Anna First	154	0	0	0	1	1	0	0	0	0	0	2	154	0	0	0	0	0
Trickham	10	0	0	0	0	0	0	0	0	0	0	0	10	0	0	0	0	0
Valera	10	0	0	2	0	0	0	0	0	0	0	0	12	0	0	0	0	0
STEPHENVILLE: First	1,281	9	1	0	5	4	0	0	0	3	0	12	1,285	1	3	5	0	7
Oakdale	357	2	0	0	8	4	0	0	0	2	0	3	366	0	0	7	0	0
TOTAL	10,007	66	9	9	95	63	99	19	15	34	14	138	9,930	11	40	78	2	8
LAST YEAR	10,074	92	10	2	98	88	25	4	85	61	31	151	10,007	10	44	64	4	8
CHANGE	(67)	(26)	(1)	7	(3)	(25)	74	15	(70)	(27)	(17)	(13)	(77)	1	(4)	14	(2)	0

* Uncharted

BROWNWOOD DISTRICT	ETHNIC DIVERSITY		GENDER		Worship	Baptisms		Other		CHRISTIAN FORMATION GROUPS: CHURCH SCHOOL AND OTHER SMALL GROUP MINISTRIES					
	White	Multi-Racial	Female	Male	Average attendance at principal weekly worship service	Number of persons baptized this year (all ages)	Total baptized members who have not become professing members	Number of other constituents of the church	Total enrolled in confirmation classes this year	Number of Children (0-11 yrs.) in Christian groups and all other small groups	Number of Youth (12-18 yrs.) in Christian groups and all other small groups	Number of Young Adults (19-30 yrs.) in Christian groups and all other small groups	Number of Other Adults (31 + yrs.) in Christian groups and all other small groups	TOTAL number of persons in Christian groups and all other small groups (15+16+17+18)	Average attendance in Church School (all ages)
Church/Charge	9.f	9.g	9.h	9.i	10	11	12	13	14	15	16	17	18	19	20
Ballinger First	306	0	183	132	73	0	12	30	0	30	12	15	70	127	49
Winters First	280	0	104	185	65	0	16	30	0	33	25	0	39	97	20
Bangs First	288	0	186	103	47	1	1	7	0	0	5	0	28	33	11
Mullin	21	0	13	8	36	1	1	21	0	8	0	0	10	18	10
Blanket	79	1	50	32	36	0	0	13	0	0	0	0	0	0	18
Bluffdale	73	0	39	34	43	3	6	2	0	8	2	4	18	32	8
Morgan Mill	101	0	61	40	58	2	1	32	0	12	4	12	9	37	19
BRECKENRIDGE: First	512	0	278	235	127	0	36	75	0	223	38	6	188	455	65
Eolian	8	0	5	3	15	0	0	0	0	0	0	0	0	0	0
St. Paul	51	0	33	18	26	0	0	0	0	0	0	0	0	0	12
BROWNWOOD: Central	520	0	313	207	72	0	0	9	0	5	2	0	90	97	45
Emanuel Chapel	26	2	29	29	36	1	0	21	0	3	2	20	20	45	26
First	1,267	0	756	515	212	6	0	220	7	25	22	15	40	102	130
Cisco First	308	0	160	150	42	0	0	0	0	0	0	0	16	16	20
COLEMAN: First	345	0	196	149	107	8	1	40	10	8	15	5	50	78	46
Novice	18	0	9	9	10	0	0	0	0	0	0	0	12	12	6
Trinity	55	0	25	30	1,944	0	0	3	0	0	0	0	15	15	9
Gouldbusk	64	0	46	18	19	0	0	7	3	1	3	0	14	18	11
Comunidad de Fe *	0	0	8	7	20	0	0	6	0	0	0	0	0	0	0
Comanche First	569	0	349	227	100	2	14	45	0	14	20	5	40	79	39
Gustine	73	0	39	34	18	0	0	5	1	0	0	0	10	10	7
Cross Plains First	177	0	113	65	58	4	2	7	4	2	14	0	50	66	32
DeLeon First	342	3	186	165	99	1	19	0	5	9	15	0	45	69	55
Morton Chapel	15	0	9	6	13	0	0	7	0	0	0	0	0	0	0
Dublin First	168	0	97	73	41	2	2	0	0	5	5	8	12	30	18
Green's Creek	81	0	51	30	24	0	0	8	0	1	1	4	8	14	12
Early First	305	0	187	122	68	0	24	50	0	9	46	4	24	83	32
Zephyr	71	0	40	31	19	0	0	8	0	0	0	0	0	0	8
Eastland First	265	0	149	119	90	1	13	0	0	15	21	0	37	73	54
Gorman First	76	0	58	21	16	0	0	3	0	0	0	0	0	0	8

CENTRAL TEXAS CONFERENCE STATISTICAL TABLES - 2010

BROWNWOOD DISTRICT	CHURCH MEMBERSHIP									EDUCATION & MINISTRY					
	ETHNIC DIVERSITY		GENDER		Worship	Baptisms		Other		CHRISTIAN FORMATION GROUPS: CHURCH SCHOOL AND OTHER SMALL GROUP MINISTRIES					
	White	Multi-Racial	Female	Male	Average attendance at principal weekly worship service	Number of persons baptized this year (all ages)	Total baptized members who have not become professing members	Number of other constituents of the church	Total enrolled in confirmation classes this year	Number of Children (0-11 yrs.) in Christian groups and all other small groups	Number of Youth (12-18 yrs.) in Christian groups and all other small groups	Number of Young Adults (19-30 yrs.) in Christian groups and all other small groups	Number of Other Adults (31 + yrs.) in Christian groups and all other small groups	TOTAL number of persons in Christian groups and all other small groups (15+16+17+18)	Average attendance in Church School (all ages)
Church/Charge	9.f	9.g	9.h	9.i	10	11	12	13	14	15	16	17	18	19	20
Dublin Laurel Street	33	0	23	10	14	0	0	0	0	0	0	0	5	5	5
Hamilton First	427	0	224	217	95	2	0	12	2	41	60	0	54	155	34
Lamkin	43	0	28	15	15	0	0	3	0	0	0	0	0	0	0
Hico First	413	0	241	172	82	5	4	30	5	0	0	2	23	25	38
Pleasant Hill	39	0	27	13	8	0	0	0	0	0	0	0	1	1	0
Iredell First	0	82	45	38	28	3	10	22	0	9	0	0	12	21	12
Cranfills Gap First	41	0	20	21	13	1	1	14	0	1	0	0	8	9	6
Lake Brownwood	164	0	83	81	18	0	0	0	0	0	0	0	10	10	7
Fisherman's Chapel	20	0	11	9	12	0	0	0	0	0	0	0	12	12	0
May	80	0	51	29	19	0	0	15	0	0	0	0	4	4	14
Rising Star First	103	0	62	41	9	0	0	0	0	0	0	0	0	0	5
Ranger	55	0	34	22	13	0	9	3	0	0	0	0	0	0	5
Hannibal	17	0	12	5	11	2	1	12	0	0	0	0	0	0	0
Santa Anna First	154	0	82	72	20	0	0	3	0	1	0	0	16	17	9
Trickham	10	0	8	2	9	0	0	0	0	0	0	0	9	9	9
Valera	12	0	7	5	8	0	0	0	0	0	0	0	8	8	8
STEPHENVILLE: First	1,269	0	726	559	250	7	50	17	10	70	35	40	125	270	105
Oakdale	359	0	209	157	112	2	8	137	0	20	6	5	32	63	27
TOTAL	9,703	88	5,665	4,265	4,270	54	231	917	47	553	353	145	1,164	2,215	1,054
LAST YEAR	9,869	8	5,729	4,278	2,348	85	375	1,007	48	523	369	91	1,380	2,363	1,105
CHANGE	(166)	80	(64)	(13)	1,922	(31)	(144)	(90)	(1)	30	(16)	54	(216)	(148)	(51)

* Uncharted

BROWNWOOD DISTRICT	CHRISTIAN FORMATION GROUPS, CHURCH SCHOOL AND OTHER SMALL GROUP MINISTRIES					UNITED METHODIST MEN		UNITED METHODIST WOMEN		VOLUNTEERS IN MISSION			
	Number of persons (all ages) in covenant discipleship groups	Number of participants in Vacation Bible School	Number of ongoing CLASSE (all ages) for learning in Sunday church school	Number of ongoing CLASSES for learning (all ages) other than Sunday church school	Number of short-term CLASSES and GROUPS (all ages) for learning	Membership in United Methodist Men	Amount Paid for UMM projects	Membership in United Methodist Women	Amount paid for UMW projects	Number of UMVIM teams sent from this local church	Number of church members participating in any UMVIM team	Number of other mission teams sent from this local church	Number of persons sent out on other mission teams from this local church
Church/Charge	21	22	23	24	25	26	27	28	29	30.a	30.b	31.a	31.b
Ballinger First	24	65	7	20	10	18	616	11	127	0	0	0	0
Winters First	0	84	3	3	0	0	0	0	0	0	0	0	0
Bangs First	0	25	3	0	1	0	0	0	0	0	0	0	0
Mullin	0	0	1	0	1	0	0	0	0	0	0	0	0
Blanket	0	0	0	0	0	0	0	0	0	0	0	0	0
Bluffdale	0	0	2	5	0	0	0	1	0	0	1	2	20
Morgan Mill	0	0	4	6	0	0	0	0	0	0	1	20	0
BRECKENRIDGE: First	28	130	9	10	3	42	1,463	0	0	1	16	2	20
Eolian	0	0	0	0	0	0	0	0	0	0	0	0	0
St. Paul	0	0	0	0	0	0	0	0	0	0	0	0	0
BROWNWOOD: Central	0	0	4	0	5	14	100	45	568	0	0	0	0
Emanuel Chapel	0	0	3	1	0	0	0	0	0	0	0	0	0
First	0	65	13	3	2	60	1,500	21	1,958	0	0	0	0
Cisco First	0	0	3	0	1	0	0	0	0	0	0	0	0
COLEMAN: First	4	52	6	5	3	12	171	18	1,600	0	0	0	1
Novice	0	0	0	0	0	0	0	0	0	0	0	0	0
Trinity	0	0	1	0	1	0	0	0	0	0	0	0	0
Gouldbusk	0	0	3	0	1	0	0	0	0	0	0	0	0
Comunidad de Fe *	0	0	0	0	0	0	0	0	0	0	0	0	0
Comanche First	10	50	7	2	1	10	1,000	28	2,714	0	0	1	6
Gustine	4	0	1	0	0	0	0	5	86	0	0	0	0
Cross Plains First	0	0	5	0	0	0	0	0	0	0	0	0	0
DeLeon First	0	15	8	1	4	10	555	25	1,242	0	0	0	0
Morton Chapel	0	0	0	0	0	0	0	0	0	0	0	0	0
Dublin First	0	0	4	0	1	0	0	4	0	0	0	0	0
Green's Creek	0	0	2	0	1	0	0	0	0	0	0	0	0
Early First	8	45	5	3	4	0	0	14	365	0	0	2	42
Zephyr	0	0	1	0	0	0	0	0	0	0	0	0	0
Eastland First	5	191	6	4	2	0	0	0	0	0	0	0	0
Gorman First	0	22	1	0	0	0	0	0	0	0	0	0	0

BROWNWOOD DISTRICT	EDUCATION & MINISTRY												
	CHRISTIAN FORMATION GROUPS: CHURCH SCHOOL AND OTHER SMALL GROUP MINISTRIES					UNITED METHODIST MEN		UNITED METHODIST WOMEN		VOLUNTEERS IN MISSION			
	Number of persons (all ages) in covenant discipleship groups	Number of participants in Vacation Bible School	Number of ongoing CLASSE (all ages) for learning in Sunday church school	Number of ongoing CLASSES for learning (all ages) other than Sunday church school	Number of short-term CLASSES and GROUPS (all ages) for learning	Membership in United Methodist Men	Amount Paid for UMM projects	Membership in United Methodist Women	Amount paid for UMW projects	Number of UMVIM teams sent from this local church	Number of church members participating in any UMVIM team	Number of other mission teams sent from this local church	Number of persons sent out on other mission teams from this local church
Church/Charge	21	22	23	24	25	26	27	28	29	30.a	30.b	31.a	31.b
Dublin Laurel Street	0	0	1	0	0	0	0	0	0	0	0	0	0
Hamilton First	0	121	7	6	3	9	100	23	1,127	3	12	0	0
Lamkin	0	0	0	0	0	0	0	0	0	0	0	0	0
Hico First	15	0	7	6	3	0	0	25	907	0	0	2	20
Pleasant Hill	0	0	1	0	0	0	0	0	0	0	0	0	0
Iredell First	0	37	2	1	1	0	0	4	617	0	0	0	0
Cranfills Gap First	0	54	1	0	1	0	0	4	197	0	0	0	0
Lake Brownwood	0	0	1	0	0	0	0	0	0	0	0	0	0
Fisherman's Chapel	0	0	0	1	0	0	0	0	0	0	0	0	0
May	0	0	0	0	0	0	0	0	0	0	0	0	0
Rising Star First	0	0	5	14	0	0	0	0	0	0	0	0	0
Ranger	0	0	1	0	0	0	0	0	0	0	0	0	0
Hannibal	0	0	0	0	0	0	0	0	0	0	0	0	0
Santa Anna First	0	48	1	0	1	0	0	0	0	0	0	0	0
Trickham	0	0	1	0	0	0	0	0	0	0	0	0	0
Valera	0	0	1	0	0	0	0	0	0	0	0	0	0
STEPHENVILLE: First	10	250	10	4	7	30	2,179	61	1,750	1	10	1	12
Oakdale	0	36	6	4	2	17	0	5	0	1	8	0	0
TOTAL	108	1,290	147	99	59	222	7,684	294	13,258	6	48	30	121
LAST YEAR	95	1,162	189	73	89	205	4,797	344	16,594	4	25	15	120
CHANGE	13	128	(42)	26	(30)	17	2,887	(50)	(3,336)	2	23	15	1

* Uncharted

BROWNWOOD DISTRICT	WEEKDAY MINISTRIES				PROPERTY AND OTHER ASSETS		LIABILITIES		GENERAL CHURCH					
	Number of community ministries for daycare and/or education	Number of persons impacted by community ministries for daycare and education	Number of community ministries for outreach, justice, and mercy	Number of persons impacted by community ministries for outreach, justice, and mercy	Market value of church-owned land, buildings, and equipment (church and parsonage values combined)	Market value of all other church-owned assets	Debt secured by church physical assets	Other indebtedness	World Service (45.74% of Fund 9)	Ministerial Education Fund Paid	Black College Fund Paid	Africa University Paid	Episcopal Fund Paid	Interdenominational Cooperation Paid
Church/Charge	32	33	34	35	36	37	38	39	70.b	71.b	72.b	73.b	88.b	86.b
Ballinger First	1	34	2	280	2,706,000	0	0	0	2,587	845	337	75	679	66
Winters First	3	25	2	772	1,690,000	44,797	0	0	1,508	493	197	44	396	38
Bangs First	3	32	1	266	785,000	20,897	0	0	1,315	430	171	38	345	33
Mullin	1	8	0	0	150,000	13,712	10,000	0	257	84	34	8	68	7
Blanket	1	8	12	1	640,000	43,836	141,000	0	515	168	67	15	135	13
Bluffdale	0	0	2	0	195,000	38,000	36,648	0	922	301	120	27	242	23
Morgan Mill	0	0	5	210	324,333	67,782	0	0	757	247	99	22	199	19
BRECKENRIDGE: First	1	37	6	241	4,713,731	250,886	0	0	4,816	1,573	628	140	1,264	122
Eolian	0	0	0	0	51,000	3,470	0	0	86	28	11	3	23	2
St. Paul	2	13	0	0	349,750	3,794	0	0	615	201	80	18	161	16
BROWNWOOD: Central	0	0	0	100	4,114,000	154,000	0	0	3,616	1,181	471	105	949	92
Emanuel Chapel	0	0	2	200	476,000	19,650	0	0	250	82	33	7	66	6
First	1	58	0	0	6,500,000	1,200,000	52,467	0	7,596	2,481	990	222	1,994	193
Cisco First	2	48	0	0	1,556,000	105,851	0	0	1,172	200	0	67	300	59
COLEMAN: First	0	0	9	250	3,092,000	15,000	0	0	2,515	822	336	73	660	64
Novice	0	0	2	45	50,000	8,000	0	0	172	56	22	5	45	4
Trinity	0	0	4	150	0	0	0	0	558	182	73	16	146	14
Gouldbusk	0	0	0	0	150,000	0	0	0	450	147	59	16	118	11
Comunidad de Fe *	0	0	0	0	178,000	2,500	0	0	0	0	0	0	0	0
Comanche First	0	0	0	0	1,770,000	432,990	0	0	3,116	1,018	406	91	818	79
Gustine	0	0	0	0	98,000	10,806	0	0	422	138	53	12	111	11
Cross Plains First	0	0	1	86	1,600,032	37,696	0	0	1,212	347	158	35	318	27
DeLeon First	1	30	5	260	765,320	123,500	0	0	3,266	1,067	426	95	855	83
Morton Chapel	0	0	0	0	60,000	1,931	0	0	43	14	6	1	11	1
Dublin First	0	0	6	924	765,800	93,532	0	0	1,686	551	220	49	443	43
Green's Creek	0	0	8	883	327,000	47,000	0	0	558	182	73	16	146	14
Early First	0	0	5	125	1,831,000	5,000	162,000	0	2,494	815	325	73	655	63
Zephyr	0	0	1	40	380,000	0	0	0	500	163	65	15	131	13
Eastland First	1	50	2	500	3,737,000	1,133,734	0	0	4,095	1,338	534	119	1,075	104
Gorman First	1	20	1	188	800,000	51,448	0	3,993	829	271	108	24	218	21

BROWNWOOD DISTRICT	EDUCATION & MINISTRY								APPORTIONMENTS					
	WEEKDAY MINISTRIES				PROPERTY AND OTHER ASSETS		LIABILITIES		GENERAL CHURCH					
	Number of community ministries for daycare and/or education	Number of persons impacted by community ministries for daycare and education	Number of community ministries for outreach, justice, and mercy	Number of persons impacted by community ministries for outreach, justice, and mercy	Market value of church-owned land, buildings, and equipment (church and parsonage values combined)	Market value of all other church-owned assets	Debt secured by church physical assets	Other indebtedness	World Service (45.74% of Fund 9)	Ministerial Education Fund Paid	Black College Fund Paid	Africa University Paid	Episcopal Fund Paid	Interdenominational Cooperation Paid
Church/Charge	32	33	34	35	36	37	38	39	70.b	71.b	72.b	73.b	88.b	86.b
Dublin Laurel Street	0	0	2	37	125,000	2,320	0	0	300	98	39	9	79	8
Hamilton First	0	0	2	80	2,113,000	179,546	0	0	3,487	1,139	454	102	915	89
Lamkin	0	0	1	30	107,500	5,360	0	0	236	77	31	7	62	6
Hico First	1	35	4	500	2,313,650	200,454	295,378	0	2,686	878	350	78	705	68
Pleasant Hill	0	0	0	0	263,000	20,958	0	0	408	133	53	12	107	10
Iredell First	0	0	5	300	249,780	8,761	0	0	586	191	76	17	154	15
Cranfills Gap First	0	0	3	150	175,000	24,121	0	0	457	149	60	13	120	14
Lake Brownwood	0	0	0	0	575,700	1,000	19,000	0	0	0	0	0	0	0
Fisherman's Chapel	0	0	0	0	34,500	0	0	0	0	0	0	0	69	0
May	0	0	0	0	875,000	74,831	0	0	486	159	63	14	128	12
Rising Star First	0	0	0	0	305,000	35,763	0	0	322	105	42	9	84	8
Ranger	0	0	0	0	0	111,097	0	0	750	245	98	22	197	19
Hannibal	0	0	0	0	70,000	14,714	0	0	107	35	14	3	28	3
Santa Anna First	0	0	3	200	586,000	5,348	0	0	757	247	99	22	199	19
Trickham	0	0	1	176	0	0	0	0	43	14	6	1	11	1
Valera	0	0	0	0	23,000	0	0	0	43	14	6	1	11	1
STEPHENVILLE: First	4	180	2	450	5,000,005	30,000	582,893	30,000	0	0	0	0	0	0
Oakdale	0	0	0	0	556,000	25,085	45,435	0	1,751	572	228	51	460	45
TOTAL	23	578	99	7,444	53,227,101	4,679,170	1,344,821	33,993	60,347	19,481	7,721	1,792	15,900	1,559
LAST YEAR	11	468	121	4,679	49,918,554	4,226,370	861,793	30,000	73,264	21,940	9,200	2,059	18,111	1,797
CHANGE	12	110	(22)	2,765	3,308,547	452,800	483,028	3,993	(12,917)	(2,459)	(1,479)	(267)	(2,211)	(238)

* Uncharted

BROWNWOOD DISTRICT	JURISDICTIONAL			CLERGY BENEFITS						ADMINISTRATION AND BENEVOLENCES				
	Mount Sequoyah Paid	Lydia Patterson Paid	SMU Campus Ministry Paid	Clergy Health Insurance Paid	Conference Claimants/CPP Paid	Retiree Health Benefits Paid	Equitable Compensation Paid	District Superintendent Paid	Other Clergy Benefits Paid	Property and Administration Paid	Conference Benevolences (54.26% of Fund 9)	Texas Methodist Colleges Paid	Wesley Foundations Paid	Glen Lake Camp Paid
Church/Charge	74.b	75.b	76.b	82.b	90.b	91.b	87.b	89.b	81.b	85.b	70.b	77.b	78.b	84.b
Ballinger First	25	108	14	4,536	2,417	480	109	1,655	206	2,146	3,068	192	601	86
Winters First	14	63	8	2,644	1,409	280	64	964	120	1,251	1,788	112	350	50
Bangs First	13	118	7	2,305	1,229	244	56	841	105	1,091	1,560	98	305	44
Mullin	2	11	1	451	240	48	11	165	21	213	305	19	60	9
Blanket	5	22	3	902	481	95	22	329	41	427	610	38	119	17
Bluffdale	9	39	5	1,616	861	171	39	590	74	765	1,093	68	214	31
Morgan Mill	7	32	4	1,328	708	140	32	484	60	628	899	56	176	25
BRECKENRIDGE: First	46	201	25	8,445	4,501	893	204	3,081	384	3,995	5,714	357	1,119	161
Eolian	1	4	1	150	80	16	4	55	7	71	101	6	20	3
St. Paul	6	26	3	1,078	574	114	26	393	49	510	729	46	143	21
BROWNWOOD: Central	34	172	19	6,340	3,379	670	153	2,313	288	2,999	4,289	268	840	121
Emanuel Chapel	2	10	1	439	234	46	11	160	20	207	297	19	58	8
First	72	318	40	13,319	7,099	1,408	321	4,859	606	6,301	9,011	563	1,764	254
Cisco First	22	96	12	2,500	1,000	200	0	0	146	263	1,390	171	250	77
COLEMAN: First	24	105	13	4,410	2,351	466	106	1,609	201	2,087	2,984	187	584	84
Novice	2	7	1	301	160	32	7	110	14	142	203	13	40	6
Trinity	5	23	3	977	521	103	24	357	44	462	661	41	129	19
Gouldbusk	4	19	2	789	421	83	19	288	36	373	534	33	105	15
Comunidad de Fe *	0	0	0	0	0	0	0	0	0	0	0	0	0	0
Comanche First	30	130	14	5,463	2,912	578	132	1,993	249	2,584	3,696	231	724	104
Gustine	4	18	2	739	394	78	18	270	34	350	500	31	98	14
Cross Plains First	11	50	6	2,125	1,133	225	51	775	97	880	1,438	78	282	36
DeLeon First	31	137	17	5,726	3,052	606	138	2,089	261	2,709	3,874	242	758	109
Morton Chapel	1	2	1	75	40	8	2	26	3	36	51	3	10	1
Dublin First	16	71	9	2,957	1,576	313	71	1,077	135	1,399	2,001	125	392	56
Green's Creek	5	23	3	977	521	103	24	357	44	462	661	41	129	19
Early First	24	104	13	4,373	2,331	462	105	1,595	199	2,069	2,958	185	579	83
Zephyr	5	21	3	877	467	93	21	319	40	415	594	37	116	17
Eastland First	39	171	21	7,179	3,826	759	173	2,619	327	3,397	4,857	304	951	137
Gorman First	8	35	4	1,453	775	154	35	529	66	688	983	61	193	28

BROWNWOOD DISTRICT	APPORTIONMENTS													
	JURISDICTIONAL			CLERGY BENEFITS						ADMINISTRATION AND BENEVOLENCES				
	Mount Sequoyah Paid	Lydia Patterson Paid	SMU Campus Ministry Paid	Clergy Health Insurance Paid	Conference Claimants/CPP Paid	Retiree Health Benefits Paid	Equitable Compensation Paid	District Superintendent Paid	Other Clergy Benefits Paid	Property and Administration Paid	Conference Benevolences (54.26% of Fund 9)	Texas Methodist Colleges Paid	Wesley Foundations Paid	Glen Lake Camp Paid
Church/Charge	74.b	75.b	78.b	82.b	90.b	91.b	87.b	89.b	81.b	85.b	70.b	77.b	78.b	84.b
Dublin Laurel Street	2	13	2	526	280	56	13	192	24	249	356	22	70	10
Hamilton First	33	146	18	6,114	3,259	647	147	2,230	278	2,893	4,137	259	810	116
Lamkin	2	10	1	413	220	43	10	151	19	196	280	17	55	8
Hico First	26	112	14	4,711	2,511	498	114	1,719	214	2,229	3,187	199	624	90
Pleasant Hill	4	17	2	714	381	76	17	261	32	336	483	30	95	14
Iredell First	6	25	3	1,027	548	109	25	375	47	486	695	43	136	20
Cranfills Gap First	4	19	2	802	427	85	19	293	36	379	543	34	106	15
Lake Brownwood	0	0	0	0	0	0	0	0	0	0	0	0	0	0
Fisherman's Chapel	0	0	0	464	247	40	11	169	0	0	0	0	0	0
May	5	20	3	852	454	90	21	311	39	403	576	36	112	16
Rising Star First	3	13	2	564	392	60	14	206	26	267	381	24	73	11
Ranger	7	31	4	1,316	702	139	32	480	60	622	890	56	174	25
Hannibal	1	4	1	188	100	20	5	69	9	89	127	8	25	4
Santa Anna First	7	32	4	1,328	708	140	32	484	60	628	899	58	176	25
Trickham	1	2	1	75	40	8	2	27	3	36	51	3	10	1
Valera	1	2	1	75	40	8	2	27	3	36	51	3	10	1
STEPHENVILLE: First	0	330	0	14,775	0	0	356	5,389	672	6,989	0	625	1,957	281
Oakdale	17	73	9	3,070	1,636	325	74	1,120	140	1,452	2,077	130	407	56
TOTAL	586	2,985	322	121,488	56,637	11,212	2,872	43,405	5,539	56,210	71,582	5,172	15,949	2,328
LAST YEAR	654	3,099	358	110,042	63,186	11,390	2,901	43,377	4,492	63,877	86,911	8,912	17,909	4,874
CHANGE	(68)	(114)	(36)	11,446	(6,549)	(178)	(29)	28	1,047	(7,667)	(15,329)	(3,740)	(1,960)	(2,546)

* Uncharted

BROWNWOOD DISTRICT	DISTRICT			TOTALS AND PERCENT PAID			CONFERENCE				DISTRICT			
	District Work Fund Paid	District Missions Paid	Wesley Foundations Special Paid	Total amount APPORTIONED to the local church for all causes paid to AC Treasurer	Total amount PAID by the local church for all apportioned causes to AC Treasurer	Payout Percentage	Aldersgate Enrichment Center	Global Aids	Justice for Our Neighbors	United Centers	Central Texas Senior Ministry	Laura Edwards Community Center	Metro Board of Missions	Tarrant Area Community of Churches
Church/Charge	83.b	80.b	79.b	40.a	40.b	X	108	114	110	111	112	113	115	116
Ballinger First	3,513	0	760	24,505	24,505	100	96	157	74	96	0	0	0	0
Winters First	2,046	0	444	14,283	14,283	100	56	92	43	56	0	0	0	0
Bangs First	1,783	0	387	12,455	12,518	101	101	80	38	49	0	0	0	0
Mullin	347	0	76	2,437	2,437	100	10	16	8	10	0	0	0	0
Blanket	700	0	150	4,874	4,874	100	19	31	15	19	0	0	0	0
Bluffdale	1,251	0	271	8,732	8,732	100	34	56	26	34	0	0	0	0
Morgan Mill	1,031	0	222	7,175	7,175	100	28	46	0	28	0	0	0	0
BRECKENRIDGE: First	6,540	0	1,416	45,625	45,625	100	179	50	50	50	0	0	0	0
Eolian	114	0	26	812	812	100	3	5	3	3	0	0	0	0
St. Paul	832	0	181	5,822	5,822	100	36	37	16	23	0	0	0	0
BROWNWOOD: Central	4,912	0	1,063	34,253	34,274	100	57	0	0	0	0	0	0	0
Emanuel Chapel	339	0	75	2,370	2,370	100	5	14	15	6	0	0	0	0
First	10,313	0	2,232	71,956	71,956	100	230	0	0	0	0	0	0	0
Cisco First	3,125	0	384	21,797	11,434	52	85	140	65	85	0	0	0	0
COLEMAN: First	3,416	0	739	23,828	23,836	100	418	153	71	93	0	0	0	0
Novice	233	0	50	1,625	1,625	100	6	10	5	6	0	0	0	2
Trinity	759	0	163	5,280	5,280	100	21	34	15	27	0	0	0	0
Gouldbusk	611	0	132	4,265	4,265	100	17	27	12	17	0	0	0	0
Comunidad de Fe *	0	0	0	0	0		0	0	0	0	0	0	0	0
Comanche First	4,231	0	915	29,514	29,514	100	443	189	87	116	0	0	0	0
Gustine	572	0	125	3,994	3,994	100	16	26	11	16	0	0	0	0
Cross Plains First	1,450	0	312	14,351	11,046	77	0	0	0	0	0	0	0	0
DeLeon First	4,435	0	960	30,936	30,936	100	555	198	93	121	0	0	0	0
Morton Chapel	58	0	13	406	406	100	2	3	1	1	0	0	0	0
Dublin First	2,290	0	495	15,975	15,975	100	63	102	48	63	0	0	0	0
Green's Creek	759	0	413	5,280	5,530	105	21	34	15	21	0	0	0	0
Early First	3,387	0	733	23,625	23,625	100	0	0	0	0	0	0	0	0
Zephyr	679	0	147	4,738	4,738	100	19	30	15	19	0	0	0	0
Eastland First	5,560	0	1,203	38,788	38,788	100	152	246	114	152	0	0	0	0
Gorman First	1,126	0	243	7,852	7,852	100	31	50	22	31	0	0	0	0

CENTRAL TEXAS CONFERENCE STATISTICAL TABLES - 2010

BROWNWOOD DISTRICT	APPORTIONMENTS						ASKINGS AND FAIR SHARE GOALS							
	DISTRICT			TOTALS AND PERCENT PAID			CONFERENCE				DISTRICT			
	District Work Fund Paid	District Missions Paid	Wesley Foundations Special Paid	Total amount APPORTIONED to the local church for all causes paid to AC Treasurer	Total amount PAID by the local church for all apportioned causes to AC Treasurer	Payout Percentage	Aldersgate Enrichment Center	Global Aids	Justice for Our Neighbors	United Centers	Central Texas Senior Ministry	Laura Edwards Community Center	Metro Board of Missions	Tarrant Area Community of Churches
Church/Charge	83.b	80.b	79.b	40.a	40.b	X	108	114	110	111	112	113	115	116
Dublin Laurel Street	408	0	88	2,844	2,844	100	11	18	8	11	0	0	0	0
Hamilton First	4,736	0	1,025	33,034	33,034	100	207	212	98	129	0	0	0	0
Lamkin	321	0	69	2,234	2,234	100	29	14	6	9	0	0	0	0
Hico First	3,649	0	790	25,452	25,452	100	100	163	76	100	0	0	0	0
Pleasant Hill	554	0	119	3,858	3,858	100	15	25	11	15	0	0	0	0
Iredell First	795	0	172	5,551	5,551	100	22	36	17	22	0	0	0	0
Cranfills Gap First	621	0	134	4,332	4,332	100	43	28	12	17	0	0	0	0
Lake Brownwood	1,100	0	0	9,409	1,100	12	0	0	0	0	0	0	0	0
Fisherman's Chapel	0	0	0	2,505	1,000	40	0	0	0	0	0	0	0	0
May	660	0	143	4,603	4,603	100	0	0	0	0	0	0	0	0
Rising Star First	437	0	94	3,046	3,137	103	16	20	14	(8)	0	0	0	0
Ranger	1,019	0	221	7,109	7,109	100	28	46	20	28	0	0	0	0
Hannibal	144	0	32	1,016	1,016	100	4	7	3	4	0	0	0	0
Santa Anna First	1,029	0	222	7,175	7,175	100	65	0	0	0	0	0	0	0
Trickham	57	0	13	406	406	100	2	3	1	1	0	0	0	0
Valera	57	0	13	406	406	100	2	3	1	2	0	0	0	0
STEPHENVILLE: First	11,440	0	2,476	79,811	45,290	57	617	511	237	312	0	0	0	0
Oakdale	2,375	0	515	16,583	16,583	100	65	106	50	65	0	0	0	0
TOTAL	95,814	0	20,456	676,927	619,357	92	3,929	3,018	1,416	1,849	0	0	0	2
LAST YEAR	86,857	0	20,385	667,802	655,596	98	5,187	167	1,283	1,885	21	0	0	0
CHANGE	8,957	0	71	9,125	(36,239)	(6)	(1,258)	2,851	133	(36)	(21)	0	0	2

* Uncharted

BROWNWOOD DISTRICT	SPECIAL DAY OFFERINGS													
	Annual Conference Offering (Restorative Justice Ministries)	Christian Education Sunday	Church Growth Special	Golden Cross Sunday	Human Relations Sunday	Methodist Children's Home Waco	Methodist Mission Home of San Antonio	Native American Ministries	One Great Hour of Sharing	Peace with Justice	Thanksliving Offering - Hunger (GBGM & Local Ministry Grants)	UM Student Day	Wesleyan Homes	World Communion
Church/Charge	102	99	124	100	117	105	104	120	118	119	103	122	106	121
Ballinger First	0	0	0	0	0	0	0	0	50	0	0	120	0	0
Winters First	0	0	0	0	0	2	0	0	0	0	0	28	0	0
Bangs First	294	45	0	86	15	79	45	0	30	0	0	44	0	47
Mullin	0	0	0	0	54	0	0	0	0	0	0	0	0	0
Blanket	0	0	0	0	0	0	0	0	0	0	0	0	0	0
Bluffdale	0	0	0	0	0	0	0	0	0	0	352	0	0	0
Morgan Mill	0	0	0	0	0	0	0	0	0	0	536	0	0	0
BRECKENRIDGE: First	1,550	0	0	10	0	122	0	0	10	0	0	25	10	0
Eolian	0	0	0	0	0	0	0	0	0	0	0	0	0	0
St. Paul	30	29	0	10	13	0	13	10	10	10	13	13	10	32
BROWNWOOD: Central	198	3	0	0	10	120	38	39	173	48	0	20	50	62
Emanuel Chapel	330	0	0	0	0	0	0	0	0	0	0	0	0	0
First	1,299	0	0	0	75	0	0	105	56	0	0	53	20	43
Cisco First	19	19	0	19	19	19	19	19	19	19	0	19	19	19
COLEMAN: First	217	0	0	0	174	0	0	132	161	123	0	130	134	124
Novice	40	0	0	0	0	0	0	0	0	0	0	0	140	0
Trinity	550	0	0	0	0	0	0	0	0	0	0	0	0	0
Gouldbusk	0	0	0	0	0	0	0	0	0	0	0	0	0	0
Comunidad de Fe *	0	0	0	0	0	0	0	0	0	0	0	0	0	0
Comanche First	540	0	0	30	57	25	0	65	211	10	0	124	25	25
Gustine	570	0	0	5	0	10	0	35	20	15	25	50	5	20
Cross Plains First	0	0	0	0	0	0	0	0	0	0	0	0	0	0
DeLeon First	731	0	0	0	0	0	300	0	0	0	350	0	0	0
Morton Chapel	0	0	0	0	0	0	0	0	0	0	0	0	0	0
Dublin First	0	0	0	0	0	0	0	0	0	0	0	0	0	0
Green's Creek	105	20	0	5	5	5	5	5	5	5	0	35	15	5
Early First	205	0	0	0	0	0	54	0	0	0	50	10	54	0
Zephyr	204	0	0	0	0	0	0	0	0	0	0	0	0	0
Eastland First	86	0	0	0	0	0	0	0	0	0	0	0	0	0
Gorman First	0	0	0	0	0	0	0	0	0	0	0	0	0	0

BROWNWOOD DISTRICT	BENEVOLENCES													
	SPECIAL DAY OFFERINGS													
	Annual Conference Offering (Restorative Justice Ministries)	Christian Education Sunday	Church Growth Special	Golden Cross Sunday	Human Relations Sunday	Methodist Children's Home Waco	Methodist Mission Home of San Antonio	Native American Ministries	One Great Hour of Sharing	Peace with Justice	Thanksliving Offering - Hunger (GBGM & Local Ministry Grants)	UM Student Day	Wesleyan Homes	World Communion
Church/Charge	102	99	124	100	117	105	104	120	118	119	103	122	106	121
Dublin Laurel Street	5	13	0	0	18	20	10	17	17	5	20	7	14	13
Hamilton First	333	71	0	40	90	117	82	54	54	70	43	48	40	54
Lamkin	43	25	0	79	45	0	5	0	30	13	0	0	0	0
Hico First	926	35	0	53	19	0	0	30	44	0	147	27	0	0
Pleasant Hill	0	0	0	0	0	0	0	0	0	0	0	0	0	0
Iredell First	82	0	0	0	0	194	21	0	0	0	0	0	68	24
Cranfills Gap First	0	0	0	0	0	0	47	0	0	0	0	0	10	0
Lake Brownwood	0	0	0	0	0	0	0	0	0	0	0	0	0	0
Fisherman's Chapel	0	0	0	0	0	0	0	0	0	0	0	0	0	0
May	0	0	0	0	0	0	0	0	0	0	0	0	0	0
Rising Star First	0	0	0	0	0	0	0	0	0	0	0	0	0	0
Ranger	50	0	0	0	0	0	0	0	0	0	0	0	0	0
Hannibal	0	0	0	0	0	0	0	0	0	0	0	0	0	0
Santa Anna First	280	49	0	50	46	48	47	0	30	0	0	45	0	35
Trickham	0	0	0	0	0	0	0	0	0	0	0	0	0	0
Valera	0	0	0	0	0	0	0	0	0	0	0	0	0	0
STEPHENVILLE: First	290	0	0	0	0	945	0	45	0	0	440	100	185	0
Oakdale	468	0	0	0	51	0	0	18	25	30	0	0	25	0
TOTAL	9,445	309	0	387	691	1,706	686	574	945	348	1,976	898	824	503
LAST YEAR	1,321	447	NA	1,610	786	1,899	1,498	851	1,255	591	2,345	1,280	560	613
CHANGE	8,124	(138)	NA	(1,223)	(95)	(193)	(812)	(277)	(310)	(243)	(369)	(382)	264	(110)

* Uncharted

BROWNWOOD DISTRICT	OTHER BENEVOLENCES										STATISTICS USED TO FIGURE THE DECIMAL						
	Total amount of all other funds sent to AC Treasurer for connectional mission and ministry	Church Growth Shares	Conference Advance Specials	Direct Gifts to United Methodist causes (not sent to AC Treasurer)	General Advance Specials	Homes for Retired Ministers	Non-United Methodist benevolent and charitable causes	Offer Them Christ Capital Funds Campaign	World Service Specials	Youth Service Fund	Pension paid by local church to Board of Pensions	Total amount paid in base compensation to pastor	Total amount paid in base compensation to all associate pastors	Housing & utilities for pastor and associates	Other non-ARP cash allowances paid to pastor and associate(s)	Deacons compensation	Diaconal Ministers compensation
Church/Charge	46	65.5	45	48	42	101	49	92	43	44	51.a	53	54	55	57	58	59
Ballinger First	0	0	423	0	1,025	0	3,340	0	0	0	5,543	31,188	0	3,340	0	0	0
Winters First	0	0	247	0	295	0	306	0	0	0	958	21,211	0	0	0	0	0
Bangs First	0	60	268	0	433	43	0	0	0	0	6,882	20,004	0	7,000	7,044	0	0
Mullin	0	60	44	0	80	0	0	0	0	0	843	5,911	0	0	0	0	0
Blanket	0	540	84	5,443	485	0	1,921	0	0	0	840	8,700	0	0	100	0	0
Bluffdale	0	0	150	0	579	0	0	0	0	0	3,839	17,356	0	0	0	0	0
Morgan Mill	0	240	102	0	90	0	0	0	0	0	4,200	17,356	0	0	0	0	0
BRECKENRIDGE: First	0	840	179	253	1,691	10	4,480	0	0	0	8,819	33,144	0	9,000	0	0	0
Eolian	0	0	14	0	0	0	350	0	0	0	0	2,400	0	0	0	0	0
St. Paul	0	0	112	0	75	10	934	0	0	0	0	15,000	0	0	498	0	0
BROWNWOOD: Central	281	0	57	0	858	0	1,874	281	0	0	6,082	30,271	0	3,640	0	0	0
Emanuel Chapel	0	0	40	0	0	0	0	0	0	0	504	4,200	0	0	0	0	0
First	0	345	230	0	2,761	0	9,737	0	0	0	11,306	51,217	0	17,000	8,856	0	0
Cisco First	38	0	375	0	765	19	0	0	0	0	7,083	32,302	0	4,667	0	0	0
COLEMAN: First	0	0	735	0	297	0	11,240	0	0	0	6,571	32,640	0	7,000	0	0	0
Novice	0	1	29	740	705	0	2,139	0	0	0	731	3,360	0	0	0	0	0
Trinity	0	0	97	3,776	395	0	617	0	0	0	0	10,553	0	1,955	500	0	0
Gouldbusk	0	0	73	1,200	0	0	640	0	0	0	0	11,053	0	1,955	0	0	0
Comunidad de Fe *	0	0	0	0	0	0	0	0	0	0	0	2,600	0	0	0	0	0
Comanche First	0	180	835	1,921	250	0	150	0	0	0	7,498	35,480	0	2,054	0	0	0
Gustine	0	225	69	116	280	0	213	0	0	0	1,872	8,742	0	0	0	0	0
Cross Plains First	0	0	0	1,200	0	0	5,624	0	0	0	6,094	20,791	0	4,179	440	0	0
DeLeon First	0	623	967	0	4,022	0	1,384	0	0	0	8,804	38,716	0	8,312	0	0	0
Morton Chapel	0	120	7	227	750	0	3,833	0	0	0	0	2,400	0	0	0	0	0
Dublin First	362	0	276	0	0	0	219	0	0	0	0	11,205	0	3,000	0	0	0
Green's Creek	75	0	91	0	240	20	0	0	0	0	0	16,668	0	0	400	0	0
Early First	0	420	0	1,380	516	54	230	0	0	0	7,242	43,988	0	3,600	0	0	0
Zephyr	0	90	83	0	0	0	0	0	0	0	2,020	12,100	0	0	0	0	0
Eastland First	0	0	664	0	1,965	0	0	0	0	0	9,944	32,630	0	6,000	0	0	0
Gorman First	0	0	134	0	245	0	0	0	0	0	1,541	6,296	0	0	0	0	0

CENTRAL TEXAS CONFERENCE STATISTICAL TABLES - 2010

BROWNWOOD DISTRICT	BENEVOLENCES										LOCAL CHURCH EXPENDITURES						
	OTHER BENEVOLENCES										STATISTICS USED TO FIGURE THE DECIMAL						
	Total amount of all other funds sent to AC Treasurer for connectional mission and ministry	Church Growth Shares	Conference Advance Specials	Direct Gifts to United Methodist causes (not sent to AC Treasurer)	General Advance Specials	Homes for Retired Ministers	Non-United Methodist benevolent and charitable causes	Offer Them Christ Capital Funds Campaign	World Service Specials	Youth Service Fund	Pension paid by local church to Board of Pensions	Total amount paid in base compensation to pastor	Total amount paid in base compensation to all associate pastors	Housing & utilities for pastor and associates	Other non-ARP cash allowances paid to pastor and associate(s)	Deacons compensation	Diaconal Ministers compensation
Church/Charge	46	65.5	45	48	42	101	49	92	43	44	51.a	53	54	55	57	58	59
Dublin Laurel Street	0	60	48	0	230	5	1,681	0	0	0	530	6,063	0	335	0	0	0
Hamilton First	0	540	646	0	1,404	66	1,661	0	0	0	8,254	39,899	0	4,616	2,110	0	0
Lamkin	0	60	58	0	275	20	182	0	0	0	1,457	0	0	7,000	0	0	0
Hico First	0	360	439	0	1,600	0	3,118	0	0	0	6,829	34,592	0	9,650	0	0	0
Pleasant Hill	0	300	66	0	20	0	0	0	0	0	2,068	9,852	0	600	0	0	0
Iredell First	0	30	97	36	273	0	178	0	0	0	3,171	19,300	0	0	0	0	0
Cranfills Gap First	0	180	100	130	194	0	129	0	0	0	1,910	3,100	0	9,600	0	0	0
Lake Brownwood	0	0	0	0	0	0	0	0	0	0	1,329	10,155	0	2,512	0	0	0
Fisherman's Chapel	0	0	0	0	0	0	0	0	0	0	0	2,400	0	0	0	0	0
May	0	300	0	0	0	0	0	0	0	0	3,554	7,775	0	5,100	0	0	0
Rising Star First	0	0	42	0	0	0	1,200	0	0	0	2,370	5,617	0	1,200	600	0	0
Ranger	0	0	122	0	10	0	0	0	0	0	284	6,500	0	0	0	0	0
Hannibal	0	120	18	0	25	0	0	0	0	0	829	3,900	0	0	0	0	0
Santa Anna First	0	0	65	0	107	0	0	0	0	0	2,141	4,990	0	0	4,400	0	0
Trickham	0	0	7	0	0	0	0	0	0	0	0	2,100	0	0	0	0	0
Valera	0	0	8	0	0	0	0	0	0	0	0	1,100	0	0	0	0	0
STEPHENVILLE: First	200	680	1,677	0	10,004	0	6,246	0	0	0	10,822	64,348	0	6,833	0	0	0
Oakdale	0	0	286	315	518	0	622	0	0	0	7,070	26,890	0	7,494	0	0	0
TOTAL	956	6,374	10,064	16,737	33,462	247	64,248	281	0	0	161,834	828,063	0	137,642	24,948	0	0
LAST YEAR	2,276	13,653	NA	29,172	15,340	608	60,806	4,434	0	0	151,324	828,356	0	165,406	57,759	0	0
CHANGE	(1,320)	(7,279)	NA	(12,435)	18,122	(361)	3,442	(4,153)	0	0	10,510	(293)	0	(27,764)	(32,811)	0	0

* Uncharted

BROWNWOOD DISTRICT	STATISTICS USED TO FIGURE THE DECIMAL			OTHER EXPENDITURES		CAPITAL EXPENDITURES		TOTAL PAID	GIVING UNITS	RECEIVED FOR ANNUAL BUDGET / SPENDING PLAN			
	All other church staff compensation	Programming expenses	Operating expenses	Total amount paid by the local church for all direct-billed clergy health benefits	ARP for pastor and associates	Total amount paid for principal and interest on indebtedness, loans, mortgages, etc.	Total amount paid on capital expenditures for building, improvements, and major equipment purchases	Total amount paid by the local church on all expenditures as reported at checkout.	Number of households giving to the local church	Total income for annual budget/spending plan	Amount received through pledges	Amount received from non-pledging, but identified givers	Amount received from unidentified givers
Church/Charge	60	61	62	52	56	63	64	65	66	67	67.a	67.b	67.c
Ballinger First	24,908	7,500	40,936	7,836	1,572	0	0	152,286	99	276,405	0	125,534	0
Winters First	9,071	5,200	34,894	419	4,102	0	2,320	93,336	60	76,368	0	69,420	0
Bangs First	0	1,946	16,932	4,452	7,000	0	14,716	99,923	45	84,681	0	84,681	0
Mullin	0	0	3,880	0	0	0	32,287	45,536	17	25,094	0	23,860	1,234
Blanket	5,136	1,574	8,601	0	2,160	16,202	0	56,120	28	71,791	0	67,723	3,456
Bluffdale	7,800	973	5,426	3,693	2,305	7,668	10,777	69,650	37	70,621	0	60,069	2,712
Morgan Mill	11,563	2,821	6,817	4,064	2,844	0	977	62,239	51	68,403	0	66,382	1,558
BRECKENRIDGE: First	110,176	24,908	70,007	9,020	8,400	14,005	908	342,867	113	301,862	105,451	186,808	5,495
Eolian	0	0	1,307	0	0	0	224	5,107	5	4,984	0	4,984	0
St. Paul	1,110	775	10,076	0	3,000	0	0	37,605	20	38,761	0	17,887	20,874
BROWNWOOD: Central	29,407	5,957	38,826	5,552	3,283	0	0	161,123	96	183,359	102,460	58,878	2,828
Emanuel Chapel	2,100	200	5,680	0	0	0	0	15,424	24	20,354	0	16,537	1,987
First	139,775	40,013	90,572	9,840	7,500	11,685	32,583	506,682	0	459,784	308,788	150,613	0
Cisco First	23,337	4,287	28,331	0	7,572	0	3,550	123,988	56	110,732	0	108,701	2,031
COLEMAN: First	35,727	700	35,000	3,564	4,800	0	0	163,305	150	173,584	62,599	101,081	3,691
Novice	40	397	1,861	0	1,200	0	10,098	23,105	11	19,219	0	19,212	0
Trinity	0	1,092	8,749	0	0	0	0	33,564	0	59,000	0	0	59,000
Gouldbusk	0	1,874	4,948	0	0	0	0	26,008	14	28,291	0	28,291	0
Comunidad de Fe *	0	60	4,476	0	0	0	0	7,136	0	5,968	0	5,968	0
Comanche First	36,104	7,113	41,407	3,564	3,914	0	18,750	189,666	90	173,122	0	159,950	4,074
Gustine	3,138	743	3,436	888	0	0	0	24,246	15	19,822	0	19,600	222
Cross Plains First	15,543	5,414	26,938	12,196	4,118	0	0	113,583	0	112,544	0	101,719	0
DeLeon First	39,817	10,723	34,682	9,840	3,000	0	12,976	205,560	91	158,022	0	137,951	2,010
Morton Chapel	0	7,025	3,009	0	0	0	0	17,657	7	13,341	0	13,341	0
Dublin First	8,113	3,692	25,176	1,484	500	0	0	70,002	32	77,615	0	70,570	0
Green's Creek	0	1,028	10,994	800	0	0	0	36,061	18	43,711	0	41,651	2,035
Early First	20,418	2,492	18,226	0	989	16,949	1,853	141,935	61	179,730	104,215	4,751	38,228
Zephyr	1,200	283	7,375	0	459	0	0	28,462	23	30,031	0	25,663	2,388
Eastland First	82,512	23,802	47,679	9,840	5,000	0	16,711	275,621	132	344,241	0	325,702	4,419
Gorman First	0	697	4,055	1,190	2,750	129	0	24,889	12	26,928	0	20,614	558

CENTRAL TEXAS CONFERENCE STATISTICAL TABLES - 2010

BROWNWOOD DISTRICT	LOCAL CHURCH EXPENDITURES							GRAND TOTAL PAID	RECEIPTS				
	STATISTICS USED TO FIGURE THE DECIMAL			OTHER EXPENDITURES		CAPITAL EXPENDITURES			GIVING UNITS	RECEIVED FOR ANNUAL BUDGET / SPENDING PLAN			
	All other church staff compensation	Programming expenses	Operating expenses	Total amount paid by the local church for all direct-billed clergy health benefits	ARP for pastor and associates	Total amount paid for principal and interest on indebtedness, loans, mortgages, etc.	Total amount paid on capital expenditures for building, improvements, and major equipment purchases	Total amount paid by the local church on all expenditures as reported at checkout.	Number of households giving to the local church	Total income for annual budget/spending plan	Amount received through pledges	Amount received from non-pledging, but identified givers	Amount received from unidentified givers
Church/Charge	60	61	62	52	56	63	64	65	66	67	67.a	67.b	67.c
Dublin Laurel Street	0	503	5,433	0	0	0	0	17,831	10	16,711	0	16,711	0
Hamilton First	56,913	7,627	43,639	11,496	6,000	0	6,771	225,232	146	201,141	141,617	40,063	7,564
Lamkin	1,360	50	2,706	0	0	0	451	16,033	9	15,544	0	15,040	0
Hico First	35,632	4,436	36,397	3,700	1,715	25,173	21,065	211,079	73	158,438	125,592	21,639	10,099
Pleasant Hill	0	314	2,781	757	0	0	0	20,316	0	17,375	0	17,268	0
Iredell First	0	702	8,644	0	0	0	0	38,341	25	33,703	0	33,294	0
Cranfills Gap First	3,024	436	4,982	0	0	0	0	27,994	12	24,488	0	24,476	0
Lake Brownwood	0	449	13,194	14,210	1,200	2,604	0	46,753	11	37,198	31,660	0	0
Fisherman's Chapel	0	0	9,321	0	0	0	0	12,721	10	11,386	0	11,386	0
May	0	490	6,684	2,138	2,400	0	0	32,744	0	46,393	0	42,880	2,340
Rising Star First	0	411	5,392	1,426	1,200	0	400	22,995	0	22,258	0	21,427	287
Ranger	0	1,316	17,671	0	0	0	0	33,062	0	41,456	0	36,680	0
Hannibal	0	0	1,556	0	0	0	0	7,344	16	6,566	0	6,566	0
Santa Anna First	1,805	633	10,993	138	0	0	0	33,077	18	38,532	0	34,384	0
Trickham	0	0	0	0	0	0	0	2,513	6	2,027	0	2,027	0
Valera	0	0	677	0	0	0	0	2,191	3	3,334	0	3,334	0
STEPHENVILLE: First	251,390	25,321	91,643	6,697	4,829	0	70,030	597,335	349	553,368	287,895	239,886	15,967
Oakdale	16,844	23,503	20,501	9,932	4,700	2,741	7,235	145,851	136	147,297	69,630	69,480	8,187
TOTAL	973,963	229,480	922,510	138,736	98,512	97,156	264,682	4,646,098	2,131	4,635,583	1,339,907	2,754,682	203,244
LAST YEAR	879,196	245,848	933,009	159,341	113,333	361,650	1,245,753	5,946,459	2,350	4,441,203	1,593,009	2,428,033	207,473
CHANGE	94,767	(16,368)	(10,499)	(20,605)	(14,821)	(264,494)	(981,071)	(1,300,361)	(219)	194,380	(253,102)	326,649	(4,229)

* Uncharted

BROWNWOOD DISTRICT	RECEIVED FOR ANNUAL BUDGET/SPENDING PLAN				RECEIVED FOR CAPITAL CAMPAIGNS AND OTHER DESIGNATED SPECIAL PROJECTS					CONFERENCES, GEN CHURCH AND/OR OTHER INSTITUTIONAL SOURCES			
	Amount received from interest and dividends	Amount received from sale of church assets	Amount received through building use fees, contribution, and rentals	Amount received through fundraisers and other sources	Total income for designated causes including capital campaign and other special projects	Capital campaigns	Memorials, endowments, and bequests	Other sources and projects	Amount received for Special Sundays, General Advance Specials, World Service Specials, Conference Advance Specials, and other forms of directed benevolent (charitable) giving	Total income from connectional and other insitutional sources outside the local church	Equitable Compensation Funds received by Church or Pastor	Advance Special, apportioned, and connectional funds received by church	Other grants and financial support from institutional sources
Church/Charge	67.d	67.e	67.f	67.g	68	68.a	68.b	68.c	68.d	69	69.a	69.b	69.c
Ballinger First	11,494	109,691	925	28,761	17,482	0	16,939	0	543	0	0	0	0
Winters First	398	0	350	6,200	6,200	0	6,200	0	0	0	0	0	0
Bangs First	0	0	0	0	17,668	0	1,835	14,487	1,346	0	0	0	0
Mullin	0	0	0	0	134	0	0	0	134	0	0	0	0
Blanket	237	0	0	375	375	0	375	0	0	0	0	0	0
Bluffdale	29	0	0	7,811	18,899	12,384	6,515	0	0	3,000	0	3,000	0
Morgan Mill	463	0	0	0	1,102	0	0	0	1,102	0	0	0	0
BRECKENRIDGE: First	0	0	1,370	2,738	46,015	15,505	27,269	0	3,241	0	0	0	0
Eolian	0	0	0	0	350	0	50	300	0	0	0	0	0
St. Paul	0	0	0	0	603	0	120	0	483	0	0	0	0
BRDWNWOOD: Central	1,541	0	5,513	12,139	12,683	0	6,286	4,513	1,884	0	0	0	0
Emanuel Chapel	0	0	0	1,830	0	0	0	0	0	0	0	0	0
First	8	0	375	0	43,378	0	4,737	34,000	4,641	0	0	0	0
Cisco First	0	0	0	0	0	0	0	0	0	0	0	0	0
COLEMAN: First	13	0	200	6,000	3,442	0	1,215	0	2,227	0	0	0	0
Novice	7	0	0	0	8,545	0	0	8,405	140	0	0	0	0
Trinity	0	0	0	0	285	0	285	0	0	0	0	0	0
Gouldbusk	0	0	0	0	1,931	0	1,581	350	0	0	0	0	0
Comunidad de Fe *	0	0	0	0	0	0	0	0	0	0	0	0	0
Comanche First	1,238	0	7,860	0	50,840	0	10,894	36,109	3,837	0	0	0	0
Gustine	0	0	0	0	1,035	0	0	0	1,035	0	0	0	0
Cross Plains First	51	0	0	10,774	5,526	0	830	4,696	0	0	0	0	0
DeLeon First	13	0	540	17,508	57,105	0	23,600	33,505	0	0	0	0	0
Morton Chapel	0	0	0	0	0	0	0	0	0	0	0	0	0
Dublin First	10	0	1,140	5,895	4,616	0	4,606	0	10	0	0	0	0
Green's Creek	25	0	0	0	0	0	0	0	0	0	0	0	0
Early First	0	0	7,468	25,068	37,413	0	26,081	10,000	1,332	0	0	0	0
Zephyr	0	0	330	1,650	2,743	0	2,489	0	254	0	0	0	0
Eastland First	12,920	0	1,200	0	35,767	0	0	35,767	0	0	0	0	0
Gorman First	1,198	0	0	4,558	360	0	360	0	0	1,449	1,449	0	0

CENTRAL TEXAS CONFERENCE STATISTICAL TABLES - 2010

BROWNWOOD DISTRICT	RECEIPTS												
	RECEIVED FOR ANNUAL BUDGET/SPENDING PLAN				RECEIVED FOR CAPITAL CAMPAIGNS AND OTHER DESIGNATED SPECIAL PROJECTS					RECEIVED FROM DISTRICTS, CONFERENCES, GEN CHURCH AND/OR OTHER INSTITUTIONAL SOURCES			
Church/Charge	Amount received from interest and dividends	Amount received from sale of church assets	Amount received through building use fees, contribution, and rentals	Amount received through fundraisers and other sources	Total income for designated causes including capital campaign and other special projects	Capital campaigns	Memorials, endowments, and bequests	Other sources and projects	Amount received for Special Sundays, General Advance Specials, World Service Specials, Conference Advance Specials, and other forms of directed benevolent (charitable) giving	Total income from connectional and other institutional sources outside the local church	Equitable Compensation Funds received by Church or Pastor	Advance Special, apportioned, and connectional funds received by church	Other grants and financial support from institutional sources
	67.d	67.e	67.f	67.g	68	68.a	68.b	68.c	68.d	69	69.a	69.b	69.c
Dublin Laurel Street	0	0	0	0	0	0	0	0	0	0	0	0	0
Hamilton First	0	0	85	11,812	11,529	0	950	8,015	2,564	0	0	0	0
Lamkin	0	0	0	504	628	0	0	33	595	0	0	0	0
Hico First	91	0	1,017	0	28,340	13,029	12,639	0	2,672	0	0	0	0
Pleasant Hill	107	0	0	0	860	0	860	0	0	0	0	0	0
Iredell First	11	0	0	398	1,753	0	1,105	0	648	0	0	0	0
Cranfills Gap First	12	0	0	0	290	0	290	0	0	0	0	0	0
Lake Brownwood	0	0	0	5,538	335	0	335	0	0	0	0	0	0
Fisherman's Chapel	0	0	0	0	0	0	0	0	0	0	0	0	0
May	38	0	0	1,135	0	0	0	0	0	4,860	4,860	0	0
Rising Star First	544	0	0	0	0	0	0	0	0	0	0	0	0
Ranger	776	0	4,000	0	4,903	0	397	4,506	0	0	0	0	0
Hannibal	0	0	0	0	0	0	0	0	0	0	0	0	0
Santa Anna First	0	0	0	4,148	1,562	0	558	0	1,004	0	0	0	0
Trickham	0	0	0	0	0	0	0	0	0	0	0	0	0
Valera	0	0	0	0	0	0	0	0	0	0	0	0	0
STEPHENVILLE: First	8,552	0	1,068	0	225,702	153,123	820	66,497	5,262	0	0	0	0
Oakdale	0	0	0	0	14,560	0	2,275	11,206	1,079	0	0	0	0
TOTAL	39,776	109,691	33,441	154,842	664,959	194,041	162,496	272,389	36,033	9,309	6,309	3,000	0
LAST YEAR	28,330	0	26,008	158,350	809,037	271,759	174,658	267,619	95,001	10,907	9,657	0	1,250
CHANGE	11,446	109,691	7,433	(3,508)	(144,078)	(77,718)	(12,162)	4,770	(58,968)	(1,598)	(3,348)	3,000	(1,250)

* Uncharted

FORT WORTH DISTRICT	Total professing Members at Close of last year	GAINS AND LOSSES											Total professing members reported at the close of this year	ETHNIC DIVERSITY				
		Received on Profession of Christian Faith	Restored by Affirmation	Correct previous year's reporting errors of total professing membership numbers by addition	Received from Other United Methodist Churches	Received from Other Denominations	Removed or Corrected by Charge Conference Action	Withdrawn from professing membership	Correct previous year's reporting errors of total professing membership numbers by subtraction	Removed by Transfer to Other United Methodist Churches	Removed by Transfer to Other Denominations	Removed by Death		Asian	African American/Black	Hispanic	Native American	Pacific Islander
Church/Charge	1	2.a	2.b	2.c	3	4	5.a	5.b	5.c	6	7	8	9	9.a	9.b	9.c	9.d	9.e
ARLINGTON: Grace	140	0	1	0	6	0	32	0	0	0	1	0	114	0	112	0	0	0
St. Andrew	1,665	24	0	0	14	8	0	0	0	23	0	2	1,686	34	152	135	1	1
St. John the Apostle	1,153	11	10	0	17	16	356	3	46	14	5	2	781	4	11	22	2	3
Azle First	1,027	13	0	0	10	8	45	0	0	3	0	4	1,006	4	0	10	0	0
Benbrook	336	2	0	0	7	6	19	3	0	1	4	3	321	0	0	0	0	0
Burleson First	1,352	6	0	0	15	5	0	0	0	8	24	11	1,335	2	3	4	0	0
Crowley	610	6	0	0	5	5	0	0	0	5	0	3	618	1	1	10	2	0
Dido	168	7	1	0	13	4	0	0	0	0	0	2	191	0	0	3	0	2
Everman	280	0	0	0	5	0	0	0	0	2	0	5	278	0	2	2	0	0
Forest Hill	70	0	0	0	3	0	0	0	0	6	0	4	63	0	4	4	0	0
FORT WORTH: Alliance	972	36	0	0	21	9	0	0	0	19	0	1	1,018	8	12	8	0	0
Arborlawn	2,738	22	4	0	47	40	0	1	4	18	13	45	2,770	8	15	15	0	0
Arlington Heights	2,514	19	0	0	13	9	0	0	0	11	3	27	2,514	5	3	55	0	0
Bethel	52	0	0	0	1	0	0	0	0	0	0	2	51	0	0	0	0	0
Wesley	316	4	0	0	1	1	0	0	0	0	0	2	320	0	0	0	0	0
Campus Drive	472	5	3	0	1	13	0	0	0	1	42	1	450	0	437	1	0	0
Christ	279	1	0	0	3	5	0	6	2	15	1	1	263	0	10	5	0	1
Crossroads (closed 06/2010)	186	9	0	0	1	0	0	24	0	0	0	0	172	2	2	5	0	0
Diamond Hill	28	0	0	0	0	0	0	0	0	0	0	0	28	0	0	28	0	0
Edge Park	515	6	0	13	9	0	0	7	0	1	0	11	524	0	2	0	0	0
First	11,521	50	0	0	74	38	0	10	0	78	14	53	11,528	20	20	50	5	12
Genesis	1,401	18	0	0	16	5	8	7	0	15	2	12	1,396	6	15	12	3	7
Grace	211	0	0	0	4	4	0	0	0	0	0	1	218	0	0	1	0	0
Eagle Mountain	98	1	2	0	0	0	0	0	0	1	0	0	100	0	0	6	0	0
Lighthouse Fellowship	1,186	39	0	0	15	19	0	2	0	4	9	4	1,240	1	7	10	0	0

CENTRAL TEXAS CONFERENCE STATISTICAL TABLES - 2010

FORT WORTH DISTRICT	CHURCH MEMBERSHIP																	
		GAINS AND LOSSES												ETHNIC DIVERSITY				
Church/Charge	Total professing Members at Close of last year	Received on Profession of Christian Faith	Restored by Affirmation	Correct previous year's reporting errors of total professing membership numbers by addition	Received from Other United Methodist Churches	Received from Other Denominations	Removed or Corrected by Charge Conference Action	Withdrawn from professing membership	Correct previous year's reporting errors of total professing membership numbers by subtraction	Removed by Transfer to Other United Methodist Churches	Removed by Transfer to Other Denominations	Removed by Death	Total professing members reported at the close of this year	Asian	African American/Black	Hispanic	Native American	Pacific Islander
	1	2.a	2.b	2.c	3	4	5.a	5.b	5.c	6	7	8	9	9.a	9.b	9.c	9.d	9.e
Morningside	229	0	1	0	4	2	11	0	0	3	1	5	216	0	214	2	0	0
Ridglea	451	8	0	0	13	8	0	0	0	2	0	3	475	0	3	4	0	2
River Oaks	288	6	0	0	3	0	12	4	0	3	0	6	272	1	2	26	1	0
Thompson Chapel	49	1	6	9	0	0	0	1	0	0	0	2	62	0	62	0	0	0
University	792	8	2	0	12	2	0	0	0	6	2	13	795	0	3	12	0	0
Western Hills	363	12	0	0	10	10	0	9	0	1	0	7	378	0	11	5	1	0
Joshua First	1,072	10	0	0	3	8	0	2	0	5	0	11	1,075	1	0	33	2	0
Kennedale	196	6	0	0	4	7	0	0	0	0	0	1	212	0	4	18	0	0
Keller LifePoint *	123	21	0	0	77	8	0	0	49	0	0	0	180	0	0	0	0	0
Saginaw	876	23	0	0	23	8	0	5	0	7	2	8	908	0	1	13	0	1
TOTAL	33,729	374	30	22	450	248	483	84	101	252	123	252	33,558	97	1,108	499	17	29
LAST YEAR	33,783	359	22	3	395	312	340	200	52	238	70	245	33,729	98	1,116	440	20	33
CHANGE	(54)	15	8	19	55	(64)	143	(116)	49	14	53	7	(171)	(1)	(8)	59	(3)	(4)

* Uncharted

FORT WORTH DISTRICT	ETHNIC DIVERSITY		GENDER		Worship	Baptisms		Other		CHRISTIAN FORMATION GROUPS: CHURCH SCHOOL AND OTHER SMALL GROUP MINISTRIES					
	White	Multi-Racial	Female	Male	Average attendance at principal weekly worship service	Number of persons baptized this year (all ages)	Total baptized members who have not become professing members	Number of other constituents of the church	Total enrolled in confirmation classes this year	Number of Children (0-11 yrs.) in Christian groups and all other small groups	Number of Youth (12-18 yrs.) in Christian groups and all other small groups	Number of Young Adults (19-30 yrs.) in Christian groups and all other small groups	Number of Other Adults (31 + yrs.) in Christian groups and all other small groups	TOTAL number of persons in Christian groups and all other small groups (15+16+17+18)	Average attendance in Church School (all ages)
Church/Charge	9.f	9.g	9.h	9.i	10	11	12	13	14	15	16	17	18	19	20
ARLINGTON: Grace	2	0	84	30	38	0	0	0	0	14	0	10	12	36	10
St. Andrew	1,363	0	877	809	397	11	187	119	0	250	60	38	162	510	120
St. John the Apostle	739	0	440	341	373	11	155	54	9	84	40	6	130	260	110
Azle First	992	0	556	450	314	11	55	28	7	207	68	26	180	481	195
Benbrook	321	0	205	116	130	1	37	0	1	18	18	4	84	124	61
Burleson First	1,324	2	725	610	284	13	179	280	0	125	45	30	280	480	173
Crowley	604	0	335	283	133	4	81	584	6	160	60	12	126	358	75
Dido	186	0	104	87	68	8	27	0	4	13	8	0	21	42	20
Everman	274	0	175	103	57	1	1	0	0	0	0	0	0	0	18
Forest Hill	55	0	38	25	21	0	5	5	0	4	0	0	10	14	17
FORT WORTH: Alliance	990	0	570	448	340	14	3	52	8	0	0	0	0	0	126
Arborlawn	2,732	0	1,564	1,206	757	21	176	113	22	335	296	98	1,651	2,380	562
Arlington Heights	2,451	0	1,426	1,088	563	28	210	268	11	140	92	35	407	674	274
Bethel	51	0	30	21	19	0	6	0	2	0	2	0	10	12	8
Wesley	320	0	185	135	60	1	0	0	14	0	0	0	0	0	40
Campus Drive	12	0	268	182	94	6	27	14	3	10	5	10	30	55	0
Christ	242	5	154	109	115	1	9	15	1	39	11	16	68	134	70
Crossroads (closed 06/2010)	152	11	96	76	68	4	54	46	8	9	10	0	10	29	9
Diamond Hill	0	0	18	10	10	0	0	0	0	25	5	0	0	30	30
Edge Park	522	0	315	209	142	3	8	52	3	11	14	11	79	115	82
First	11,386	35	5,072	6,456	1,191	71	835	295	39	180	184	150	2,004	2,518	714
Genesis	1,353	0	776	620	457	7	208	130	10	210	71	17	0	298	138
Grace	217	0	135	83	35	0	3	12	0	2	0	0	0	2	8
Eagle Mountain	94	0	67	33	25	1	6	10	0	0	0	0	16	16	10
Lighthouse Fellowship	1,218	4	715	525	535	23	10	0	13	160	80	20	107	367	154

CENTRAL TEXAS CONFERENCE STATISTICAL TABLES - 2010

FORT WORTH DISTRICT	CHURCH MEMBERSHIP									EDUCATION & MINISTRY					
	ETHNIC DIVERSITY		GENDER		Worship	Baptisms		Other		CHRISTIAN FORMATION GROUPS: CHURCH SCHOOL AND OTHER SMALL GROUP MINISTRIES					
	White	Multi-Racial	Female	Male	Average attendance at principal weekly worship service	Number of persons baptized this year (all ages)	Total baptized members who have not become professing members	Number of other constituents of the church	Total enrolled in confirmation classes this year	Number of Children (0-11 yrs.) in Christian groups and all other small groups	Number of Youth (12-18 yrs.) in Christian groups and all other small groups	Number of Young Adults (19-30 yrs.) in Christian groups and all other small groups	Number of Other Adults (31 + yrs.) in Christian groups and all other small groups	TOTAL number of persons in Christian groups and all other small groups (15+16+17+18)	Average attendance in Church School (all ages)
Church/Charge	9.f	9.g	9.h	9.i	10	11	12	13	14	15	16	17	18	19	20
Morningside	0	0	127	89	96	0	0	0	0	8	0	0	112	120	0
Ridglea	461	5	262	213	149	4	28	15	7	78	12	14	40	144	88
River Oaks	242	0	159	113	79	9	46	67	4	14	20	4	35	73	23
Thompson Chapel	0	0	52	10	30	0	0	0	0	5	5	6	46	62	6
University	768	12	468	327	165	12	0	300	0	20	17	22	80	139	110
Western Hills	358	3	232	146	145	0	0	0	0	0	8	0	0	8	0
Joshua First	1,024	15	557	518	212	4	13	383	4	144	34	4	188	370	102
Kennedale	190	0	142	70	87	4	26	61	0	35	31	6	48	120	32
Keller LifePoint *	180	0	106	74	187	8	0	55	0	55	24	0	50	129	30
Saginaw	893	0	455	453	324	10	221	86	6	32	30	8	52	122	134
TOTAL	31,716	92	17,490	16,068	7,700	291	2,616	3,044	182	2,387	1,250	547	6,038	10,222	3,549
LAST YEAR	31,932	90	17,620	16,109	7,834	341	2,778	3,468	206	2,495	1,480	476	4,909	9,360	3,731
CHANGE	(216)	2	(130)	(41)	(134)	(50)	(162)	(424)	(24)	(108)	(230)	71	1,129	862	(182)

* Uncharted

FORT WORTH DISTRICT	CHRISTIAN FORMATION GROUPS, CHURCH SCHOOL AND OTHER SMALL GROUP MINISTRIES					UNITED METHODIST MEN		UNITED METHODIST WOMEN		VOLUNTEERS IN MISSION			
	Number of persons (all ages) in covenant discipleship groups	Number of participants in Vacation Bible School	Number of ongoing CLASSE (all ages) for learning in Sunday church school	Number of ongoing CLASSES for learning (all ages) other than Sunday church school	Number of short-term CLASSES and GROUPS (all ages) for learning	Membership in United Methodist Men	Amount Paid for UMM projects	Membership in United Methodist Women	Amount paid for UMW projects	Number of UMVIM teams sent from this local church	Number of church members participating in any UMVIM team	Number of other mission teams sent from this local church	Number of persons sent out on other mission teams from this local church
Church/Charge	21	22	23	24	25	26	27	28	29	30.a	30.b	31.a	31.b
ARLINGTON: Grace	0	60	1	1	0	9	150	12	222	0	0	0	0
St. Andrew	35	196	14	35	12	18	0	0	0	0	0	25	360
St. John the Apostle	155	140	15	8	9	0	0	0	0	0	0	4	105
Azle First	102	60	13	11	3	0	0	0	0	0	0	4	86
Benbrook	13	47	8	2	3	0	0	0	0	1	14	1	10
Burleson First	0	178	14	6	6	0	0	57	4,574	2	12	2	24
Crowley	0	130	11	6	4	34	5,960	38	690	0	0	4	21
Dido	0	34	3	1	4	0	0	0	0	0	0	1	6
Everman	0	17	0	0	0	13	0	28	677	0	0	0	0
Forest Hill	0	0	4	2	0	0	0	13	252	0	0	0	0
FORT WORTH: Alliance	0	276	0	0	0	20	600	0	0	0	0	0	0
Arborlawn	50	162	35	22	18	40	4,075	195	11,840	0	0	6	187
Arlington Heights	138	150	22	15	17	50	4,350	76	1,024	0	0	0	0
Bethel	18	0	1	1	0	9	178	0	0	0	0	0	0
Wesley	0	0	3	0	2	23	0	0	0	0	0	0	0
Campus Drive	0	0	0	0	0	29	100	18	300	0	0	0	0
Christ	42	22	11	5	2	4	0	19	100	0	0	0	0
Crossroads (closed 06/2010)	0	0	3	1	1	1	0	0	0	0	0	0	0
Diamond Hill	12	120	2	0	0	0	0	0	0	0	0	0	0
Edge Park	7	40	9	1	1	14	522	41	180	3	3	2	1
First	611	450	45	18	58	104	3,876	304	28,126	3	57	2	93
Genesis	0	170	17	3	28	38	2,142	79	851	0	0	8	54
Grace	0	9	1	0	0	0	0	8	0	0	0	0	4
Eagle Mountain	0	35	1	1	0	0	0	10	150	0	0	0	0
Lighthouse Fellowship	125	155	19	22	25	0	0	27	2,600	0	0	3	20

CENTRAL TEXAS CONFERENCE STATISTICAL TABLES - 2010

FORT WORTH DISTRICT	EDUCATION & MINISTRY												
	CHRISTIAN FORMATION GROUPS: CHURCH SCHOOL AND OTHER SMALL GROUP MINISTRIES					UNITED METHODIST MEN		UNITED METHODIST WOMEN		VOLUNTEERS IN MISSION			
	Number of persons (all ages) in covenant discipleship groups	Number of participants in Vacation Bible School	Number of ongoing CLASSE (all ages) for learning in Sunday church school	Number of ongoing CLASSES for learning (all ages) other than Sunday church school	Number of short-term CLASSES and GROUPS (all ages) for learning	Membership in United Methodist Men	Amount Paid for UMM projects	Membership in United Methodist Women	Amount paid for UMW projects	Number of UMVIM teams sent from this local church	Number of church members participating in any UMVIM team	Number of other mission teams sent from this local church	Number of persons sent out on other mission teams from this local church
Church/Charge	21	22	23	24	25	26	27	28	29	30.a	30.b	31.a	31.b
Morningside	0	0	4	2	0	38	1,450	25	8,500	0	0	0	0
Ridglea	25	90	7	4	4	14	100	61	297	0	0	3	25
River Oaks	0	43	4	7	1	10	0	24	259	0	0	0	0
Thompson Chapel	0	0	2	1	1	10	300	0	0	0	0	0	0
University	35	110	13	10	4	42	1,200	54	888	0	0	0	0
Western Hills	0	86	10	5	5	24	735	22	229	0	0	0	0
Joshua First	11	220	13	6	5	39	2,284	21	248	1	1	3	34
Kennedale	0	81	7	6	6	0	0	13	90	0	0	0	0
Keller LifePoint *	0	0	0	0	0	0	0	0	0	0	0	3	0
Saginaw	48	103	14	0	4	14	5,700	12	138	3	46	1	8
TOTAL	1,427	3,184	326	202	223	597	33,722	1,157	62,235	13	133	72	1,038
LAST YEAR	1,081	3,013	385	180	171	628	33,437	1,196	49,453	29	160	70	1,044
CHANGE	346	171	(59)	22	52	(31)	285	(39)	12,782	(16)	(27)	2	(6)

* Uncharted

FORT WORTH DISTRICT	WEEKDAY MINISTRIES				PROPERTY AND OTHER ASSETS		LIABILITIES		GENERAL CHURCH					
	Number of community ministries for daycare and/or education	Number of persons impacted by community ministries for daycare and education	Number of community ministries for outreach, justice, and mercy	Number of persons impacted by community ministries for outreach, justice, and mercy	Market value of church-owned land, buildings, and equipment (church and parsonage values combined)	Market value of all other church-owned assets	Debt secured by church physical assets	Other indebtedness	World Service (45.74% of Fund 9)	Ministerial Education Fund Paid	Black College Fund Paid	Africa University Paid	Episcopal Fund Paid	Interdenominational Cooperation Paid
Church/Charge	32	33	34	35	36	37	38	39	70.b	71.b	72.b	73.b	88.b	86.b
ARLINGTON: Grace	0	0	1	360	0	25,000	0	0	193	447	178	40	156	35
St. Andrew	1	63	10	4,000	5,068,425	25,000	2,195,377	0	0	2,715	0	0	2,182	211
St. John the Apostle	1	45	2	495	2,065,009	217,803	494,919	4,399	8,422	2,751	1,098	246	2,211	214
Azle First	1	39	3	339	3,971,477	0	0	0	10,882	3,555	1,418	317	2,856	277
Benbrook	1	55	0	0	2,808,500	170,089	661,059	0	3,072	1,161	463	104	933	90
Burleson First	1	137	5	1,010	5,221,141	2,579,579	130,000	0	12,414	4,055	1,618	362	3,258	316
Crowley	4	160	1	3,000	3,721,100	68,700	1,300,870	0	4,977	1,626	649	145	1,306	127
Dido	0	0	5	95	982,900	28,000	0	34,169	2,187	715	285	64	574	56
Everman	0	0	3	250	1,139,900	3,147	0	0	2,270	0	296	66	596	0
Forest Hill	0	0	0	50	850,000	100,000	0	0	711	232	93	21	187	18
FORT WORTH: Alliance	1	22	10	210	3,178,252	0	1,760,666	0	6,371	2,081	830	186	1,670	162
Arborlawn	11	325	14	2,125	10,412,680	718,064	1,011,408	0	26,933	8,798	3,510	786	7,069	685
Arlington Heights	6	325	12	2,250	11,203,000	2,715,462	326,201	7,994	19,277	0	1,814	562	0	490
Bethel	0	0	2	495	2,691,050	0	0	0	1,039	339	135	30	273	26
Wesley	0	0	1	0	0	115,470	0	0	1,914	625	249	56	502	49
Campus Drive	0	0	7	54	4,350,000	120,000	90,534	0	6,617	2,162	862	193	1,737	168
Christ	1	12	1	13	1,844,683	135,565	650,545	0	4,922	1,608	641	144	1,292	123
Crossroads (closed 06/2010)	0	0	1	35	2,320,000	4,500	1,099,934	34,020	0	0	0	0	0	0
Diamond Hill	1	72	0	0	0	100,000	0	0	0	0	0	0	0	0
Edge Park	16	16	6	50	1,238,262	170,000	0	0	591	254	763	56	1,536	149
First	0	0	18	64,144	32,521,571	1,873,638	0	0	68,057	22,232	8,869	1,985	17,864	1,730
Genesis	0	0	16	1,000	5,837,805	31,072	1,764,232	20,535	13,289	4,341	1,732	388	3,488	338
Grace	0	0	4	46	1,514,500	143,100	0	0	1,176	384	153	34	309	30
Eagle Mountain	0	0	1	425	364,000	0	0	0	547	179	71	16	144	14
Lighthouse Fellowship	1	131	15	300	4,255,730	162,972	1,693,693	0	0	0	0	0	4,830	0

CENTRAL TEXAS CONFERENCE STATISTICAL TABLES - 2010

FORT WORTH DISTRICT	EDUCATION & MINISTRY								APPORTIONMENTS					
	WEEKDAY MINISTRIES				PROPERTY AND OTHER ASSETS		LIABILITIES		GENERAL CHURCH					
	Number of community ministries for daycare and/or education	Number of persons impacted by community ministries for daycare and education	Number of community ministries for outreach, justice, and mercy	Number of persons impacted by community ministries for outreach, justice, and mercy	Market value of church-owned land, buildings, and equipment (church and parsonage values combined)	Market value of all other church-owned assets	Debt secured by church physical assets	Other indebtedness	World Service (45.74% of Fund 9)	Ministerial Education Fund Paid	Black College Fund Paid	Africa University Paid	Episcopal Func Paid	Interdenominational Cooperation Paid
Church/Charge	32	33	34	35	36	37	38	39	70.b	71.b	72.b	73.b	88.b	86.b
Morningside	2	33	3	42	1,061,000	0	0	0	3,017	1,099	438	98	883	86
Ridglea	1	46	2	60	4,872,652	0	0	0	6,836	2,233	891	199	1,794	174
River Oaks	1	252	3	665	965,000	40,462	0	0	14	15	15	12	847	15
Thompson Chapel	0	0	1	40	837,000	0	0	0	1,039	340	135	30	273	26
University	0	0	0	0	3,539,592	151,218	0	0	2,963	0	0	183	1,651	0
Western Hills	0	0	0	0	3,615,102	33,048	0	0	3,496	0	300	0	1,163	0
Joshua First	1	74	12	1,221	3,203,485	85,176	1,787,567	15,000	6,207	2,028	809	181	1,629	158
Kennedale	0	0	2	210	750,000	4,700	78,906	0	1,804	590	235	53	474	46
Keller LifePoint *	0	0	0	0	1,215,000	0	1,215,000	0	0	0	0	0	0	0
Saginaw	1	64	5	548	3,500,000	200,000	0	0	7,164	2,340	934	209	1,880	182
TOTAL	52	1,871	167	83,532	131,118,816	10,021,765	16,260,911	116,117	228,401	68,905	29,484	6,766	65,567	5,995
LAST YEAR	56	1,837	113	109,709	117,268,478	5,578,405	12,519,788	26,196	243,919	72,125	35,089	7,903	69,526	6,899
CHANGE	(4)	34	54	(26,177)	13,850,338	4,443,360	3,741,123	89,921	(15,518)	(3,220)	(5,605)	(1,137)	(3,959)	(904)

* Uncharted

FORT WORTH DISTRICT	JURISDICTIONAL			CLERGY BENEFITS						ADMINISTRATION AND BENEVOLENCES				
	Mount Sequoyah Paid	Lydia Patterson Paid	SMU Campus Ministry Paid	Clergy Health Insurance Paid	Conference Claimants/CPP Paid	Retiree Health Benefits Paid	Equitable Compensation Paid	District Superintendent Paid	Other Clergy Benefits Paid	Property and Administration Paid	Conference Benevolences (54.26% of Fund 9)	Texas Methodist Colleges Paid	Wesley Foundations Paid	Glen Lake Camp Paid
Church/Charge	74.b	75.b	76.b	82.b	90.b	91.b	87.b	89.b	81.b	85.b	70.b	77.b	78.b	84.b
ARLINGTON: Grace	13	57	8	0	0	0	0	0	0	0	229	101	0	46
St. Andrew	79	0	43	14,575	7,768	1,541	353	5,317	663	0	0	617	0	277
St. John the Apostle	80	352	44	14,767	7,870	1,562	356	5,384	672	6,986	9,990	625	1,956	281
Azle First	104	454	57	19,082	10,170	2,018	460	6,961	868	9,027	12,910	807	2,527	363
Benbrook	34	149	19	6,233	3,322	659	150	2,274	284	2,949	3,645	264	825	119
Burleson First	118	519	65	21,766	11,601	2,302	525	7,940	990	10,297	14,726	921	2,883	414
Crowley	47	208	26	8,726	4,651	923	210	3,183	397	4,128	5,903	369	1,156	166
Oido	21	92	11	3,835	2,044	406	92	1,399	175	1,815	2,595	162	508	73
Everman	22	95	12	3,130	2,121	421	96	1,452	181	0	2,692	166	527	76
Forest Hill	7	30	4	1,247	663	130	30	455	55	590	843	53	165	24
FORT WORTH: Alliance	61	267	33	11,171	5,954	1,181	269	4,075	508	5,285	7,558	473	1,480	213
Arborlawn	257	1,127	141	47,224	25,170	4,994	1,139	17,227	2,149	22,341	31,950	1,998	6,255	899
Arlington Heights	184	806	101	13,261	18,015	3,574	815	4,000	1,538	1,160	22,868	0	0	643
Bethel	10	43	5	1,822	971	193	44	665	83	862	1,233	77	241	35
Wesley	18	80	10	3,356	1,789	355	81	1,224	153	1,588	2,271	142	444	65
Campus Drive	63	277	35	11,602	6,184	1,227	280	4,232	528	5,489	7,849	491	1,537	221
Christ	47	206	26	8,630	4,600	913	208	3,148	393	4,082	5,838	365	1,143	164
Crossroads (closed 06/2010)	0	0	0	0	0	0	0	0	0	0	0	0	0	0
Diamond Hill	0	0	0	0	0	0	0	0	0	0	0	0	0	0
Edge Park	56	245	31	2,026	1,899	0	247	3,743	467	0	700	434	57	195
First	649	2,847	356	119,331	63,601	12,619	2,877	43,530	5,430	56,454	80,735	5,048	15,805	2,271
Genesis	127	556	69	23,301	12,419	2,464	562	8,500	1,060	11,023	15,764	986	3,086	444
Grace	11	49	6	2,062	1,099	218	50	752	94	975	1,395	87	273	39
Eagle Mountain	5	23	3	959	511	101	23	350	44	454	649	41	127	18
Lighthouse Fellowship	0	0	0	15,611	0	0	0	11,770	0	0	0	0	0	0

CENTRAL TEXAS CONFERENCE STATISTICAL TABLES - 2010

FORT WORTH DISTRICT	APPORTIONMENTS													
	JURISDICTIONAL			CLERGY BENEFITS						ADMINISTRATION AND BENEVOLENCES				
	Mount Sequoyah Paid	Lydia Patterson Paid	SMU Campus Ministry Paid	Clergy Health Insurance Paid	Conference Claimants/CPP Paid	Retiree Health Benefits Paid	Equitable Compensation Paid	District Superintendent Paid	Other Clergy Benefits Paid	Property and Administration Paid	Conference Benevolences (54.26% of Fund 9)	Texas Methodist Colleges Paid	Wesley Foundations Paid	Glen Lake Camp Paid
Church/Charge	74.b	75.b	76.b	82.b	90.b	91.b	87.b	89.b	81.b	85.b	70.b	77.b	78.b	84.b
Morningside	32	151	18	350	500	624	142	586	268	810	3,580	249	781	112
Ridglea	65	286	36	11,986	6,388	1,268	289	4,372	545	5,670	8,109	507	1,587	228
River Oaks	31	135	17	410	15	15	15	15	257	15	16	85	20	120
Thompson Chapel	10	43	5	1,822	971	193	44	665	83	862	1,233	77	241	35
University	0	0	0	3,322	0	1,166	166	2,502	402	55	3,514	0	100	50
Western Hills	0	0	0	7,767	4,140	0	187	2,833	353	277	4,148	0	0	0
Joshua First	59	260	32	10,883	5,800	1,151	262	3,970	495	5,149	7,363	460	1,441	207
Kennedale	17	75	9	3,164	1,686	335	76	1,154	144	1,497	2,141	134	419	60
Keller LifePoint *	0	0	0	0	0	0	0	0	0	0	0	0	0	0
Saginaw	68	300	37	12,561	6,695	1,328	303	4,582	572	5,943	8,498	531	1,664	239
TOTAL	2,295	9,732	1,259	405,982	218,617	43,881	10,351	158,260	19,851	165,783	270,945	16,270	47,248	8,097
LAST YEAR	2,437	10,685	1,372	381,161	242,453	43,035	11,311	165,391	17,196	206,969	289,351	32,062	60,770	17,853
CHANGE	(142)	(953)	(113)	24,821	(23,836)	846	(960)	(7,131)	2,655	(41,186)	(18,406)	(15,792)	(13,522)	(9,756)

* Uncharted

FORT WORTH DISTRICT	DISTRICT			TOTALS AND PERCENT PAID			CONFERENCE				DISTRICT			
	District Work Fund Paid	District Missions Paid	Wesley Foundations Special Paid	Total amount APPORTIONED to the local church for all causes paid to AC Treasurer	Total amount PAID by the local church for all apportioned causes to AC Treasurer	Payout Percentage	Aldersgate Enrichment Center	Global Aids	Justice for Our Neighbors	United Centers	Central Texas Senior Ministry	Laura Edwards Community Center	Metro Board of Missions	Tarrant Area Community of Churches
Church/Charge	83.b	80.b	79.b	40.a	40.b	X	108	114	110	111	112	113	115	116
ARLINGTON: Grace	764	0	0	11,592	2,267	20	51	42	39	0	0	0	0	0
St. Andrew	4,647	0	0	70,481	40,988	58	0	0	0	0	0	0	0	0
St. John the Apostle	4,708	0	833	71,408	71,408	100	312	512	237	312	0	0	1,589	0
Azle First	6,084	0	1,077	92,274	92,274	100	404	661	307	404	0	0	2,054	0
Benbrook	1,985	0	352	30,140	29,086	97	0	0	0	0	0	0	0	0
Burleson First	6,941	0	1,226	105,257	105,257	100	3,275	0	0	0	0	0	0	0
Crowley	2,781	0	492	42,196	42,196	100	0	0	0	0	0	0	0	0
Dido	1,224	0	215	18,548	18,548	100	81	133	62	81	0	0	413	50
Everman	0	0	0	19,243	14,219	74	0	0	0	0	0	0	0	0
Forest Hill	398	0	72	6,028	6,028	100	26	43	20	26	0	0	134	0
FORT WORTH: Alliance	3,562	0	630	54,020	54,020	100	236	387	179	236	0	0	1,202	0
Arborlawn	15,054	0	2,660	228,366	228,366	100	0	0	0	0	0	0	0	0
Arlington Heights	10,777	0	1,904	163,450	101,789	62	715	1,171	542	715	0	0	3,638	0
Bethel	581	0	103	8,810	8,810	100	0	0	0	0	0	0	0	0
Wesley	1,070	0	188	16,229	16,229	100	0	0	0	0	0	0	0	0
Campus Drive	3,699	0	653	56,106	56,106	100	0	0	0	0	0	0	0	0
Christ	2,751	0	488	41,732	41,732	100	0	0	0	0	0	0	100	0
Crossroads (closed 06/2010)	453	0	0	23,648	453	2	0	0	0	0	0	0	0	0
Diamond Hill	0	0	0	6,723	0	0	0	0	0	0	0	0	0	0
Edge Park	0	0	0	49,615	13,449	27	0	0	0	0	0	0	466	0
First	38,050	0	6,720	577,060	577,060	100	3,000	4,136	1,918	0	0	0	10,076	0
Genesis	7,427	0	1,312	112,676	112,676	100	493	807	375	493	0	0	2,508	0
Grace	657	0	116	9,969	9,969	100	44	71	34	44	0	0	221	0
Eagle Mountain	304	0	54	4,637	4,637	100	20	33	16	20	0	0	103	0
Lighthouse Fellowship	10,289	0	0	156,031	42,500	27	0	0	0	0	0	0	0	0

FORT WORTH DISTRICT	APPORTIONMENTS						ASKINGS AND FAIR SHARE GOALS							
	DISTRICT			TOTALS AND PERCENT PAID			CONFERENCE				DISTRICT			
Church/Charge	District Work Fund Paid	District Missions Paid	Wesley Foundations Special Paid	Total amount APPORTIONED to the local church for all causes paid to AC Treasurer	Total amount PAID by the local church for all apportioned causes to AC Treasurer	Payout Percentage	Akersegate Enrichment Center	Global Aids	Justice for Our Neighbors	United Centers	Central Texas Senior Ministry	Laura Edwards Community Center	Mexico Board of Missions	Tarrant Area Community of Churches
	83.b	80.b	79.b	40.a	40.b	X	108	114	110	111	112	113	115	116
Morningside	1,000	0	332	28,517	15,156	53	125	204	95	125	0	0	635	0
Ridglea	3,824	0	674	57,961	57,961	100	254	415	193	0	0	254	1,290	0
River Oaks	15	0	27	27,358	2,126	8	5	0	0	0	0	0	0	0
Thompson Chapel	581	0	102	8,810	8,810	100	39	63	30	39	0	0	195	0
University	3,516	0	0	53,324	19,590	37	0	0	0	0	0	0	0	0
Western Hills	0	0	0	37,558	24,664	66	0	0	0	0	0	0	0	0
Joshua First	3,472	0	613	52,629	52,629	100	1,200	377	175	230	0	0	1,171	0
Kennedale	1,011	0	178	15,302	15,302	100	67	110	50	67	0	0	340	0
Keller LifePoint *	0	0	0	0	0	0	0	0	0	0	0	0	0	0
Saginaw	4,006	0	707	60,743	60,743	100	266	435	202	266	0	0	1,352	0
TOTAL	141,631	0	21,728	2,318,441	1,947,048	84	10,613	9,600	4,474	3,058	0	254	27,487	50
LAST YEAR	128,062	0	25,847	2,306,425	2,071,416	90	9,030	235	5,438	6,797	39	125	35,469	242
CHANGE	13,569	0	(4,119)	12,016	(124,368)	(6)	1,583	9,365	(964)	(3,739)	(39)	129	(7,982)	(192)

* Uncharted

FORT WORTH DISTRICT	SPECIAL DAY OFFERINGS													
	Annual Conference Offering (Restorative Justice Ministries)	Christian Education Sunday	Church Growth Special	Golden Cross Sunday	Human Relations Sunday	Methodist Children's Home Waco	Methodist Mission Home of San Antonio	Native American Ministries	One Great Hour of Sharing	Peace with Justice	Thanksliving Offering - Hunger (GBGM & Local Ministry Grants)	UM Student Day	Wesleyan Homes	World Communion
Church/Charge	102	99	124	100	117	105	104	120	118	119	103	122	106	121
ARLINGTON: Grace	68	0	0	59	0	122	27	40	61	43	21	116	18	56
St. Andrew	1,351	0	0	0	0	0	0	0	0	0	0	100	0	0
St. John the Apostle	0	0	0	0	0	220	220	25	445	0	0	0	0	0
Azle First	25	25	0	25	25	25	25	25	25	25	25	25	25	25
Benbrook	0	0	0	0	0	0	0	0	0	0	0	0	0	0
Burleson First	3,012	0	0	0	25	0	0	0	145	0	0	408	30	25
Crowley	2,150	0	0	0	78	52	0	115	95	50	0	50	135	142
Dido	330	0	0	0	0	100	0	0	0	0	0	50	0	0
Everman	0	0	0	0	64	195	0	0	77	31	0	150	0	57
Forest Hill	0	0	0	0	0	0	0	0	0	0	0	0	0	25
FORT WORTH: Alliance	502	50	0	50	50	486	50	50	50	50	50	50	50	50
Arborlawn	60	0	0	0	0	0	0	0	0	0	0	0	0	0
Arlington Heights	270	0	0	0	0	0	0	0	0	0	0	7	0	0
Bethel	0	0	0	0	0	0	0	0	0	0	0	0	0	0
Wesley	0	0	0	0	0	0	0	0	0	0	0	0	0	0
Campus Drive	600	0	0	0	0	0	0	0	0	0	0	0	0	0
Christ	389	35	0	25	25	0	31	25	109	46	0	25	25	52
Crossroads (closed 06/2010)	0	0	0	0	0	0	0	0	0	0	0	0	0	0
Diamond Hill	0	0	0	0	0	0	0	0	0	0	0	0	0	0
Edge Park	0	0	0	0	0	0	0	0	0	0	0	80	0	0
First	75	0	0	0	0	3,000	3,000	0	0	0	0	100	3,000	0
Genesis	800	0	0	0	0	0	0	0	0	0	0	562	0	0
Grace	30	0	0	0	10	0	0	0	0	0	0	25	0	0
Eagle Mountain	0	0	0	0	0	0	0	0	0	0	0	0	0	0
Lighthouse Fellowship	646	0	0	0	0	0	0	0	0	0	0	200	0	0

CENTRAL TEXAS CONFERENCE STATISTICAL TABLES - 2010

FORT WORTH DISTRICT	BENEVOLENCES													
	SPECIAL DAY OFFERINGS													
	Annual Conference Offering (Restorative Justice Ministries)	Christian Education Sunday	Church Growth Special	Golden Cross Sunday	Human Relations Sunday	Methodist Children's Home Waco	Methodist Mission Home of San Antonio	Native American Ministries	One Great Hour of Sharing	Peace with Justice	Thanksliving Offering - Hunger (GBGM & Local Ministry Grants)	UM Student Day	Wesleyan Homes	World Communion
Church/Charge	102	99	124	100	117	105	104	120	118	119	103	122	106	121
Morningside	700	15	0	0	0	28	0	15	148	21	25	40	0	55
Ridglea	615	0	0	0	0	0	0	0	0	0	0	2	0	39
River Oaks	49	0	0	0	11	0	0	24	5	15	0	10	0	0
Thompson Chapel	0	0	0	0	0	0	0	0	0	0	0	0	0	0
University	0	0	0	0	0	0	0	0	0	0	0	0	0	0
Western Hills	0	0	0	0	0	0	0	0	0	0	0	0	0	0
Joshua First	135	0	0	0	0	0	0	0	50	0	0	0	0	0
Kennedale	35	6	0	0	24	18	33	27	14	30	0	0	120	7
Keller LifePoint *	120	0	0	0	0	0	0	0	0	0	0	0	0	0
Saginaw	55	55	0	55	55	55	55	55	55	55	0	155	55	55
TOTAL	12,017	186	0	214	367	4,301	3,441	401	1,279	366	121	2,155	3,458	588
LAST YEAR	1,635	192	NA	412	744	6,031	4,902	504	1,132	416	417	1,847	4,458	347
CHANGE	10,382	(6)	NA	(198)	(377)	(1,730)	(1,461)	(103)	147	(50)	(296)	308	(1,000)	241

* Uncharted

FORT WORTH DISTRICT	OTHER BENEVOLENCES										STATISTICS USED TO FIGURE THE DECIMAL						
	Total amount of all other funds sent to AC Treasurer for connectional mission and ministry	Church Growth Shares	Conference Advance Specials	Direct Gifts to United Methodist causes (not sent to AC Treasurer)	General Advance Specials	Homes for Retired Ministers	Non-United Methodist benevolent and charitable causes	Offer Them Christ Capital Funds Campaign	World Service Specials	Youth Service Fund	Pension paid by local church to Board of Pensions	Total amount paid in base compensation to pastor	Total amount paid in base compensation to all associate pastors	Housing & utilities for pastor and associates	Other non-ARP cash allowances paid to pastor and associate(s)	Deacons compensation	Diaconal Ministers compensation
Church/Charge	46	65.5	45	48	42	101	49	92	43	44	51.a	53	54	55	57	58	59
ARLINGTDN: Grace	65	0	132	0	0	0	100	0	0	0	6,878	24,626	0	7,200	0	0	0
St. Andrew	0	0	0	0	2,234	0	0	0	0	0	10,981	78,562	0	576	0	0	0
St. John the Apostle	0	0	2,962	1,400	3,625	0	0	0	0	0	0	86,356	4,567	33,053	0	0	0
Azle First	0	300	3,830	1,000	485	25	66,017	0	0	0	10,582	72,150	0	33,600	0	0	0
Benbrook	0	0	0	0	2,020	0	0	0	0	0	7,612	36,543	0	12,464	0	0	0
Burleson First	0	140	3,275	0	5,598	0	34,608	0	0	0	32,855	67,999	27,123	37,466	0	47,850	0
Crowley	0	0	705	1,580	3,071	0	1,050	0	0	0	9,511	49,517	0	6,000	0	0	0
Dido	0	60	820	1,903	0	0	300	0	0	0	7,344	21,908	0	21,089	0	0	0
Everman	0	120	0	0	259	0	0	0	0	0	5,968	28,837	0	4,200	0	0	0
Forest Hill	0	0	249	0	100	0	0	0	0	0	1,365	11,462	0	0	95	0	0
FORT WORTH: Alliance	0	0	2,240	0	4,821	50	0	0	0	0	0	51,896	0	7,200	0	0	0
Arborlawn	0	1,485	0	6,060	2,519	0	82,054	0	0	0	41,194	105,954	115,355	73,674	0	0	0
Arlington Heights	0	1,990	6,781	12,055	0	0	3,403	0	0	0	28,632	62,034	78,333	81,806	0	28,416	0
Bethel	0	120	0	0	0	0	800	0	0	0	2,761	17,208	0	0	0	0	0
Wesley	0	0	0	0	827	0	0	0	0	0	0	29,348	0	3,600	0	0	0
Campus Drive	0	0	0	0	533	0	0	0	0	0	9,439	49,043	0	20,000	0	0	0
Christ	48	0	100	0	1,160	87	1,250	0	0	0	9,688	48,233	0	12,687	744	0	0
Crossroads (closed 06/2010)	0	1	0	0	0	0	0	0	0	0	2,352	10,000	0	4,000	0	0	0
Diamond Hill	0	0	0	0	0	0	0	0	0	0	0	37,805	0	0	0	0	0
Edge Park	0	180	466	1,375	1,539	0	1,005	0	0	0	10,438	57,762	0	4,748	1,487	0	0
First	16,000	0	19,130	294,458	30,091	0	167,368	0	0	0	78,365	142,720	229,458	172,236	0	134,649	0
Genesis	0	360	4,676	8,387	4,771	0	2,952	0	0	0	20,433	81,103	31,028	48,801	8,708	0	0
Grace	0	0	414	150	222	0	446	0	0	0	0	14,000	0	0	0	0	0
Eagle Mountain	0	0	192	0	0	0	0	0	0	0	0	11,000	0	0	0	0	0
Lighthouse Fellowship	0	0	0	0	3,931	0	59,466	0	0	0	28,627	77,768	25,961	39,046	15,060	63,005	0

CENTRAL TEXAS CONFERENCE STATISTICAL TABLES - 2010

FORT WORTH DISTRICT	BENEVOLENCES										LOCAL CHURCH EXPENDITURES						
	OTHER BENEVOLENCES										STATISTICS USED TO FIGURE THE DECIMAL						
	Total amount of all other funds sent to AC Treasurer for connectional mission and ministry	Church Growth Shares	Conference Advance Specials	Direct Gifts to United Methodist causes (not sent to AC Treasurer)	General Advance Specials	Homes for Retired Ministers	Non-United Methodist benevolent and charitable causes	Offer Them Christ Capital Funds Campaign	World Service Specials	Youth Service Fund	Pension paid by local church to Board of Pensions	Total amount paid in base compensation to pastor	Total amount paid in base compensation to all associate pastors	Housing & utilities for pastor and associates	Other non-ARP cash allowances paid to pastor and associate(s)	Deacons compensation	Diaconal Ministers compensation
Church/Charge	48	65.5	45	48	42	101	49	92	43	44	51.a	53	54	55	57	58	59
Morningside	25	0	1,184	0	50	15	0	0	0	0	6,809	25,731	0	14,800	0	0	0
Ridglea	0	0	2,406	0	476	0	0	0	0	0	10,416	46,496	0	5,501	0	0	0
River Oaks	0	180	5	695	65	0	1,200	0	0	0	6,792	34,450	0	4,905	0	0	0
Thompson Chapel	0	0	366	700	0	0	900	0	0	0	7,112	22,309	0	15,665	300	0	0
University	0	0	0	11,310	427	0	4,521	0	0	0	5,750	43,943	0	4,800	0	0	0
Western Hills	0	360	0	0	2,046	0	420	0	0	0	9,873	32,582	0	3,907	0	0	0
Joshua First	0	200	3,153	0	2,546	0	0	0	0	0	11,708	41,300	14,067	23,900	0	0	0
Kennedale	0	0	634	0	300	0	186	0	0	0	7,631	16,768	0	17,500	1,685	0	0
Keller LifePoint *	0	60	0	0	0	0	0	0	0	0	0	100	16,956	69,410	0	0	0
Saginaw	110	720	2,521	0	9,771	55	31,467	0	0	0	12,593	57,034	15,000	11,600	0	0	0
TOTAL	16,248	6,276	56,241	341,073	83,487	232	459,513	0	0	0	403,709	1,594,547	557,848	795,434	28,079	273,920	0
LAST YEAR	16,925	29,716	NA	121,048	35,076	148	342,093	0	0	77	314,766	1,551,317	542,701	767,433	45,461	194,972	0
CHANGE	(677)	(23,440)	NA	220,025	48,411	84	117,420	0	0	(77)	88,943	43,230	15,147	28,001	(17,382)	78,948	0

* Uncharted

FORT WORTH DISTRICT	STATISTICS USED TO FIGURE THE DECIMAL			OTHER EXPENDITURES		CAPITAL EXPENDITURES		TOTAL PAID	GIVING UNITS	RECEIVED FOR ANNUAL BUDGET / SPENDING PLAN			
	All other church staff compensation	Programming expenses	Operating expenses	Total amount paid by the local church for all direct-billed clergy health benefits	ARP for pastor and associates	Total amount paid for principal and interest on indebtedness, loans, mortgages, etc.	Total amount paid on capital expenditures for building, improvements, and major equipment purchases	Total amount paid by the local church on all expenditures as reported at checkout.	Number of households giving to the local church	Total income for annual budget/spending plan	Amount received through pledges	Amount received from non-pledging, but identified givers	Amount received from unidentified givers
Church/Charge	60	61	62	52	56	63	64	65	66	67	67.a	67.b	67.c
ARLINGTON: Grace	14,875	2,504	20,250	2,856	0	0	0	82,384	57	82,769	0	80,769	2,000
St. Andrew	199,530	9,124	101,643	11,496	3,600	80,597	55,544	596,326	347	556,620	450,142	106,478	0
St. John the Apostle	177,800	55,955	124,985	12,809	6,231	46,783	44,420	673,264	312	625,527	429,127	179,711	15,702
Azle First	242,720	21,111	111,569	11,496	10,000	0	35,519	712,703	349	694,242	446,364	180,398	25,586
Benbrook	57,314	1,968	69,000	1,980	2,514	79,609	6,693	305,803	179	411,516	273,793	7,789	7,994
Burleson First	255,707	28,424	170,635	0	2,723	13,311	85,878	922,354	277	669,338	326,273	320,682	11,571
Crowley	76,808	22,230	80,255	0	4,800	37,643	166,566	440,598	118	273,022	0	273,022	0
Dido	3,645	2,915	11,717	8,162	4,230	830	49,831	153,722	54	127,377	86,779	23,271	2,700
Everman	27,358	13,316	33,701	3,597	235	0	2,419	134,683	83	135,157	66,702	50,485	2,114
Forest Hill	0	2,710	14,503	4,367	1,071	0	30,637	72,612	28	46,116	0	27,933	440
FORT WORTH: Alliance	114,354	13,322	93,741	9,932	581	161,226	50,903	565,824	280	467,434	276,070	142,481	9,877
Arborlawn	630,108	237,687	333,246	25,980	9,188	13,307	4,675,503	6,580,255	814	1,939,924	1,493,902	422,166	19,006
Arlington Heights	321,751	34,018	252,459	0	12,129	49,742	72,260	1,145,885	521	1,103,303	791,118	263,634	18,085
Bethel	0	1,359	9,404	2,513	34	0	8,945	51,834	23	67,129	59,522	0	688
Wesley	10,450	4,406	24,628	0	3,000	0	0	92,488	0	74,667	0	68,823	5,844
Campus Drive	48,517	18,210	66,215	10,428	6,883	0	0	285,974	125	318,546	173,333	87,340	603
Christ	59,651	25,166	51,550	3,563	8,603	62,113	0	327,162	130	303,190	233,055	57,502	7,323
Crossroads (closed 06/2010)	4,456	202	9,870	3,832	207	0	0	35,372	50	33,863	0	31,760	1,953
Diamond Hill	0	0	0	0	1,800	0	0	39,605	0	14,524	0	3,099	0
Edge Park	82,282	10,603	67,788	11,496	3,922	0	11,055	279,495	239	277,665	185,505	60,590	18,198
First	1,295,829	387,199	659,107	40,752	28,280	0	645,058	4,926,935	2,394	4,396,567	2,733,344	842,585	33,329
Genesis	287,110	31,487	186,677	3,564	13,301	124,089	35,920	1,007,045	409	952,105	650,648	172,026	11,977
Grace	14,100	339	22,439	0	0	0	0	62,144	58	77,957	0	51,729	0
Eagle Mountain	0	225	11,994	0	67	0	0	28,115	30	27,763	0	23,268	4,173
Lighthouse Fellowship	346,868	184,714	88,097	18,624	3,473	177,626	33,832	1,209,444	469	1,295,898	368,725	902,741	22,537

CENTRAL TEXAS CONFERENCE STATISTICAL TABLES - 2010

FORT WORTH DISTRICT	LOCAL CHURCH EXPENDITURES							GRAND TOTAL PAID	RECEIPTS				
	STATISTICS USED TO FIGURE THE DECIMAL			OTHER EXPENDITURES		CAPITAL EXPENDITURES			GIVING UNITS	RECEIVED FOR ANNUAL BUDGET / SPENDING PLAN			
	All other church staff compensation	Programming expenses	Operating expenses	Total amount paid by the local church for all direct-billed clergy health benefits	ARP for pastor and associates	Total amount paid for principal and interest on indebtedness, loans, mortgages, etc.	Total amount paid on capital expenditures for building, improvements, and major equipment purchases	Total amount paid by the local church on all expenditures as reported at checkout.	Number of households giving to the local church	Total income for annual budget/spending plan	Amount received through pledges	Amount received from non-pledging, but identified givers	Amount received from unidentified givers
Church/Charge	60	61	62	52	56	63	64	65	66	67	67.a	67.b	67.c
Morningside	44,625	9,000	43,202	0	1,365	0	60,000	223,009	98	193,838	0	176,189	2,449
Ridglea	113,137	14,997	102,338	12,408	1,340	0	15,000	383,132	152	380,495	232,489	136,792	5,187
River Oaks	37,169	9,301	56,671	0	2,379	0	0	155,872	87	143,281	74,984	53,193	8,331
Thompson Chapel	14,284	1,225	7,000	4,108	0	0	12,000	94,779	40	7,520	3,000	2,500	175
University	109,309	5,218	144,483	2,597	1,500	410	75,882	429,740	274	338,510	0	331,152	5,308
Western Hills	86,666	6,941	62,283	9,221	3,209	0	0	241,812	59	248,188	154,783	71,294	4,800
Joshua First	86,364	10,640	85,871	6,678	9,500	159,612	4,079	512,232	241	485,807	254,312	172,065	13,500
Kennedale	7,438	8,465	29,131	3,564	2,500	13,484	34,655	159,757	84	115,305	58,472	27,517	4,508
Keller LifePoint *	36,200	103,000	48,000	21,336	3,600	62,000	150,000	510,722	62	294,815	256,054	33,361	5,400
Saginaw	164,840	20,379	96,728	9,840	8,000	0	36,101	537,542	300	485,204	315,286	152,204	16,750
TOTAL	4,971,265	1,298,360	3,291,180	257,199	160,265	1,082,382	6,398,900	23,981,623	8,743	17,665,182	10,393,782	5,536,549	288,108
LAST YEAR	5,132,949	1,274,132	3,376,230	274,495	168,775	1,092,384	984,252	18,416,778	8,408	17,655,609	11,437,850	4,663,865	517,222
CHANGE	(161,684)	24,228	(85,050)	(17,296)	(8,510)	(10,002)	5,414,648	5,564,845	335	9,573	(1,044,068)	872,684	(229,114)

* Uncharted

FORT WORTH DISTRICT	RECEIVED FOR ANNUAL BUDGET/SPENDING PLAN				RECEIVED FOR CAPITAL CAMPAIGNS AND OTHER DESIGNATED SPECIAL PROJECTS					RECEIVED FROM DISTRICTS, CONFERENCES, GEN CHURCH AND/OR OTHER INSTITUTIONAL SOURCES			
	Amount received from interest and dividends	Amount received from sale of church assets	Amount received through building use fees, contribution, and rentals	Amount received through fundraisers and other sources	Total income for designated causes including capital campaign and other special projects	Capital campaigns	Memorials, endowments, and bequests	Other sources and projects	Amount received for Special Sundays, General Advance Specials, World Service Specials, Conference Advance Specials, and other forms of directed benevolent (charitable) giving	Total income from connectional and other institutional sources outside the local church	Equitable Compensation Funds received by Church or Pastor	Advance Special, apportioned, and connectional funds received by church	Other grants and financial support from institutional sources
Church/Charge	67.d	67.e	67.f	67.g	68	68.a	68.b	68.c	68.d	69	69.a	69.b	69.c
ARLINGTON: Grace	0	0	0	0	0	0	0	0	0	0	0	0	0
St. Andrew	0	0	0	0	0	0	0	0	0	0	0	0	0
St. John the Apostle	934	0	53	0	74,687	5,168	750	68,769	0	0	0	0	0
Azle First	96	0	2,053	39,745	59,780	52,750	5,201	0	1,829	0	0	0	0
Benbrook	667	92,626	28,647	0	4,426	0	825	0	3,601	0	0	0	0
Burleson First	0	0	10,812	0	2,226,471	17,254	1,812,066	351,882	45,269	0	0	0	0
Crowley	0	0	0	0	159,704	109,206	0	42,000	8,498	0	0	0	0
Dido	4,550	0	287	9,790	29,116	15,655	3,522	5,508	4,431	0	0	0	0
Everman	0	0	725	15,131	3,001	0	2,094	0	907	0	0	0	0
Forest Hill	843	0	16,900	0	675	0	95	580	0	6,694	6,694	0	0
FORT WORTH: Ailiance	188	0	20,092	18,726	64,408	57,336	0	0	7,072	0	0	0	0
Arborlawn	1,700	0	3,150	0	1,193,065	1,156,230	19,685	15,432	1,718	0	0	0	0
Arlington Heights	11,086	0	19,380	0	20,258	4,060	740	0	15,458	0	0	0	0
Bethel	0	0	6,919	0	10,396	0	8,719	0	1,677	0	0	0	0
Wesley	0	0	0	0	27,194	27,059	135	0	0	0	0	0	0
Campus Drive	0	0	57,270	0	0	0	0	0	0	0	0	0	0
Christ	0	0	1,162	4,148	30,516	28,775	450	0	1,291	0	0	0	0
Crossroads (closed 06/2010)	0	0	150	0	1,932	0	0	1,932	0	0	0	0	0
Diamond Hill	0	0	11,425	0	0	0	0	0	0	39,948	0	0	39,948
Edge Park	0	0	4,550	8,822	15,055	0	4,593	8,443	2,019	0	0	0	0
First	61	0	253,478	533,770	1,228,502	51,050	149,596	405,430	622,426	0	0	0	0
Genesis	0	0	15,452	102,002	349,288	256,708	18,455	69,146	4,979	47,479	0	0	47,479
Grace	0	0	16,500	9,728	4,473	0	0	4,473	0	0	0	0	0
Eagle Mountain	8	0	30	284	0	0	0	0	0	0	0	0	0
Lighthouse Fellowship	595	0	1,300	0	114,928	48,762	5,350	60,816	0	0	0	0	0

FORT WORTH DISTRICT	RECEIPTS												
	RECEIVED FOR ANNUAL BUDGET/SPENDING PLAN				RECEIVED FOR CAPITAL CAMPAIGNS AND OTHER DESIGNATED SPECIAL PROJECTS					RECEIVED FROM DISTRICTS, CONFERENCES, GEN CHURCH AND/OR OTHER INSTITUTIONAL SOURCES			
	Amount received from interest and dividends	Amount received from sale of church assets	Amount received through building use fees, contribution, and rentals	Amount received through fundraisers and other sources	Total income for designated causes including capital campaign and other special projects	Capital campaigns	Memorials, endowments, and bequests	Other sources and projects	Amount received for Special Sundays, General Advance Specials, World Service Specials, Conference Advance Specials, and other forms of directed benevolent (charitable) giving	Total income from connectional and other institutional sources outside the local church	Equitable Compensation Funds received by Church or Pastor	Advance Special, apportionet, and connectional funds received by church	Other grants and financial support from institutional sources
Church/Charge	67.d	67.e	67.f	67.g	68	68.a	68.b	68.c	68.d	69	69.a	69.b	69.c
Morningside	0	0	13,200	2,000	36,276	0	50	36,000	226	800	0	800	0
Ridglea	558	0	4,055	1,414	6,763	0	4,505	0	2,258	0	0	0	0
River Oaks	0	0	400	6,373	2,273	0	0	0	2,273	0	0	0	0
Thompson Chapel	0	0	1,300	545	0	0	0	0	0	0	0	0	0
University	0	0	2,050	0	288,266	148,837	4,572	134,857	0	0	0	0	0
Western Hills	8	0	8,871	8,432	2,100	0	2,100	0	0	3,000	0	0	3,000
Joshua First	744	0	10,956	34,230	32,354	23,480	310	2,999	5,565	0	0	0	0
Kennedale	0	0	10,470	14,338	52,164	5,000	540	46,624	0	0	0	0	0
Keller LifePoint *	0	0	0	0	21,000	0	0	21,000	0	107,000	0	32,000	75,000
Saginaw	964	0	0	0	33,112	0	9,110	23,522	480	0	0	0	0
TOTAL	23,002	92,626	521,637	809,478	6,092,183	2,007,330	2,053,463	1,299,413	731,977	204,921	6,694	32,800	165,427
LAST YEAR	25,458	34,400	426,646	550,168	3,487,952	2,146,950	860,465	420,057	60,480	99,891	15,112	2,700	82,079
CHANGE	(2,456)	58,226	94,991	259,310	2,604,231	(139,620)	1,192,998	879,356	671,497	105,030	(8,418)	30,100	83,348

* Uncharted

MID-CITIES DISTRICT	Total professing Members at Close of last year	GAINS AND LOSSES											Total professing members reported at the close of this year	ETHNIC DIVERSITY				
		Received on Profession of Christian Faith	Restored by Affirmation	Correct previous year's reporting errors of total professing membership numbers by addition	Received from Other United Methodist Churches	Received from Other Denominations	Removed or Corrected by Charge Conference Action	Withdrawn from professing membership	Correct previous year's reporting errors of total professing membership numbers by subtraction	Removed by Transfer to Other United Methodist Churches	Removed by Transfer to Other Denominations	Removed by Death		Asian	African American/Black	Hispanic	Native American	Pacific Islander
Church/Charge	1	2.a	2.b	2.c	3	4	5.a	5.b	5.c	6	7	8	9	9.a	9.b	9.c	9.d	9.e
ARLINGTON: Aldersgate	627	1	0	0	6	2	0	0	0	0	0	8	628	2	40	23	3	3
Covenant	237	3	0	0	1	1	0	0	0	0	2	2	238	0	11	1	0	0
El Buen Samaritano *	120	3	0	0	2	0	0	0	0	2	0	0	123	0	0	120	0	0
Epworth	317	2	0	0	5	1	0	0	0	0	1	3	321	2	0	7	1	0
First	4,900	59	7	0	30	37	23	36	0	39	7	44	4,884	5	27	50	0	0
Good Shepherd	317	5	0	0	3	0	15	4	0	7	0	8	291	1	2	11	3	0
New World	1,535	12	0	1	20	8	0	3	1	23	7	7	1,535	8	29	9	1	1
St. Barnabas	1,955	22	0	0	22	10	0	5	0	22	7	5	1,970	13	26	19	3	0
St. Stephen	445	5	0	0	3	2	0	0	0	4	0	3	448	1	25	9	1	0
Trinity	3,645	25	2	0	23	21	0	6	0	14	3	11	3,682	0	10	11	0	0
Vietnamese Mission *	23	0	0	0	0	0	0	23	0	0	0	0	0	0	0	0	0	0
BEDFORD: First	848	5	2	3	9	6	0	3	0	4	2	1	863	6	28	16	0	1
Wm. C. Martin	2,062	23	0	0	4	15	0	0	0	19	2	10	2,073	1	5	4	0	113
Colleyville	950	12	2	0	8	15	18	9	0	14	5	5	936	3	11	22	0	0
EULESS: First	1,433	8	3	0	12	13	0	0	0	2	0	6	1,461	4	19	13	0	0
Tongan First	185	6	0	0	0	0	0	0	0	0	0	1	190	0	0	3	0	183
FORT WORTH: Asbury	156	0	0	156	4	0	0	0	156	0	0	2	158	0	0	1	0	0
Davis Memorial	706	3	0	0	10	2	0	0	0	0	5	3	713	0	3	3	0	0
Eastern Hills	50	0	0	0	1	2	0	1	0	0	0	2	50	0	2	1	0	0
Faith	429	4	0	0	5	1	0	0	0	1	0	12	426	1	1	11	0	0
Handley	355	3	1	0	1	4	11	1	0	5	2	10	335	1	1	2	1	0
Our Manna (Korean Central) *	24	0	0	0	0	0	0	0	0	0	0	0	24	24	0	0	0	0
McMillan	378	12	0	0	1	0	0	0	0	0	0	3	388	2	381	0	0	0
Meadowbrook	1,431	8	5	0	10	8	0	0	0	0	0	13	1,449	8	3	2	0	0
Polytechnic	479	2	0	0	2	0	0	1	0	1	0	12	469	0	11	42	0	0

MID-CITIES DISTRICT	CHURCH MEMBERSHIP																	
		GAINS AND LOSSES												ETHNIC DIVERSITY				
	Total professing Members at Close of last year	Received on Profession of Christian Faith	Restored by Affirmation	Correct previous year's reporting errors of total professing membership numbers by addition	Received from Other United Methodist Churches	Received from Other Denominations	Removed or Corrected by Charge Conference Action	Withdrawn from professing membership	Correct previous year's reporting errors of total professing membership numbers by subtraction	Removed by Transfer to Other United Methodist Churches	Removed by Transfer to Other Denominations	Removed by Death	Total professing members reported at the close of this year	Asian	African American/Black	Hispanic	Native American	Pacific Islander
Church/Charge	1	2.a	2.b	2.c	3	4	5.a	5.b	5.c	6	7	8	9	9.a	9.b	9.c	9.d	9.e
Richland Hills	1,586	1	0	0	15	6	21	0	0	2	0	10	1,575	1	1	7	0	0
St. Andrew	495	0	0	0	0	4	0	0	0	0	0	9	490	0	490	0	0	0
St. Luke	1,043	10	0	0	0	7	0	3	0	28	2	9	1,018	7	0	8	12	0
St. Matthew	372	2	0	0	0	2	0	0	0	5	0	5	366	0	2	3	0	0
Smithfield	866	5	1	0	7	6	0	2	0	5	0	3	875	0	0	6	0	0
GRAPEVINE: First	2,705	62	3	0	73	62	58	1	0	26	4	20	2,796	12	12	44	5	12
Heritage	41	0	0	0	0	0	0	0	0	41	0	0	0	0	0	0	0	0
HURST: First	4,892	33	0	0	43	34	0	4	0	27	6	22	4,943	4	20	53	2	10
St. Paul	446	2	2	0	20	6	0	0	0	4	0	6	466	0	2	8	0	0
Keller First	1,753	80	1	0	45	28	0	0	0	26	5	9	1,867	8	3	3	0	6
Southlake White's Chapel	9,474	125	0	0	303	236	0	0	0	25	8	11	10,094	24	30	43	4	11
Watauga	338	5	0	0	11	7	13	0	0	0	0	1	347	1	4	4	1	15
TOTAL	47,618	548	29	160	699	546	159	102	157	346	68	276	48,492	139	1,199	559	37	355
LAST YEAR	46,777	541	38	163	818	569	88	126	276	429	73	296	47,618	141	1,195	519	35	352
CHANGE	841	7	(9)	(3)	(119)	(23)	71	(24)	(119)	(83)	(5)	(20)	874	(2)	4	40	2	3

* Uncharted

MID-CITIES DISTRICT	ETHNIC DIVERSITY		GENDER		Worship	Baptisms		Other		CHRISTIAN FORMATION GROUPS: CHURCH SCHOOL AND OTHER SMALL GROUP MINISTRIES					
	White	Multi-Racial	Female	Male	Average attendance at principal weekly worship service	Number of persons baptized this year (all ages)	Total baptized members who have not become professing members	Number of other constituents of the church	Total enrolled in confirmation classes this year	Number of Children (0-11 yrs.) in Christian groups and all other small groups	Number of Youth (12-18 yrs.) in Christian groups and all other small groups	Number of Young Adults (19-30 yrs.) in Christian groups and all other small groups	Number of Other Adults (31 + yrs.) in Christian groups and all other small groups	TOTAL number of persons in Christian groups and all other small groups (15+16+17+18)	Average attendance in Church School (all ages)
Church/Charge	9.f	9.g	9.h	9.i	10	11	12	13	14	15	16	17	18	19	20
ARLINGTON: Aldersgate	555	2	398	230	92	3	98	88	0	0	0	0	15	15	43
Covenant	222	4	125	113	80	3	3	40	0	6	12	0	22	40	30
El Buen Samaritano *	3	0	68	55	85	3	0	20	5	23	20	6	0	49	20
Epworth	309	2	182	139	98	3	29	58	2	12	14	0	73	99	60
First	4,778	24	2,735	2,149	851	47	490	436	36	400	390	30	250	1,070	675
Good Shepherd	274	0	173	118	71	3	0	0	0	18	2	1	30	51	25
New World	1,486	1	864	671	352	12	224	318	6	119	51	29	328	527	155
St. Barnabas	1,909	0	1,046	924	470	12	483	200	16	100	94	28	290	512	250
St. Stephen	412	0	271	177	110	4	23	40	0	21	21	5	74	121	44
Trinity	3,661	0	1,675	2,007	846	32	679	6	19	270	114	25	607	1,016	483
Vietnamese Mission *	0	0	0	0	0	0	0	0	0	0	0	0	0	0	0
BEDFORD: First	803	9	551	312	199	5	2	285	3	26	42	20	27	115	75
Wm. C. Martin	1,948	2	1,125	948	521	11	13	41	4	235	64	12	338	649	234
Colleyville	890	10	538	398	348	13	73	64	19	66	69	42	340	517	175
EULESS: First	1,425	0	781	680	245	5	247	163	5	47	50	13	202	312	146
Tongan First	4	0	91	99	114	5	0	0	0	0	30	17	25	72	63
FORT WORTH: Asbury	157	0	101	57	38	1	7	0	0	0	0	2	28	30	26
Davis Memorial	707	0	415	298	191	8	5	0	0	34	15	12	80	141	115
Eastern Hills	47	0	44	6	18	0	0	2	0	0	0	0	0	0	9
Faith	413	0	256	170	77	5	41	63	0	30	13	6	31	80	70
Handley	327	3	195	140	117	4	66	150	0	61	12	8	353	434	68
Our Manna (Korean Central) *	0	0	12	12	0	0	0	0	0	0	0	0	0	0	0
McMillan	3	2	232	156	130	6	0	0	0	22	30	24	18	94	40
Meadowbrook	1,431	5	927	522	150	10	161	52	9	6	16	19	129	170	130
Polytechnic	415	1	269	200	65	1	0	0	0	0	0	11	0	11	41

CENTRAL TEXAS CONFERENCE STATISTICAL TABLES - 2010

MID-CITIES DISTRICT	CHURCH MEMBERSHIP									EDUCATION & MINISTRY					
	ETHNIC DIVERSITY		GENDER		Worship	Baptisms		Other		CHRISTIAN FORMATION GROUPS: CHURCH SCHOOL AND OTHER SMALL GROUP MINISTRIES					
	White	Multi-Racial	Female	Male	Average attendance at principal weekly worship service	Number of persons baptized this year (all ages)	Total baptized members who have not become professing members	Number of other constituents of the church	Total enrolled in confirmation classes this year	Number of Children (0-11 yrs.) in Christian groups and all other small groups	Number of Youth (12-18 yrs.) in Christian groups and all other small groups	Number of Young Adults (19-30 yrs.) in Christian groups and all other small groups	Number of Other Adults (31 + yrs.) in Christian groups and all other small groups	TOTAL number of persons in Christian groups and all other small groups (15+16+17+18)	Average attendance in Church School (all ages)
Church/Charge	9.f	9.g	9.h	9.i	10	11	12	13	14	15	16	17	18	19	20
Richland Hills	1,566	0	911	664	203	0	30	11	0	12	15	10	150	187	150
St. Andrew	0	0	391	99	132	2	33	12	0	14	13	7	61	95	43
St. Luke	990	1	593	425	188	4	93	313	8	39	21	20	261	341	186
St. Matthew	361	0	196	170	98	0	7	30	0	0	0	0	0	0	24
Smithfield	869	0	540	335	161	7	28	32	0	15	25	14	65	119	61
GRAPEVINE: First	2,691	20	1,504	1,292	1,207	38	574	323	41	732	406	52	1,301	2,491	407
Heritage	0	0	0	0	0	0	0	0	0	0	0	0	0	0	0
HURST: First	4,852	2	2,789	2,154	1,127	26	608	678	29	1,104	122	231	1,817	3,274	683
St. Paul	454	2	266	200	230	6	2	40	16	20	8	10	30	68	120
Keller First	1,847	0	1,032	835	686	27	442	416	45	364	314	23	358	1,059	379
Southlake White's Chapel	9,964	18	5,209	4,885	3,863	119	1,778	2,314	105	711	1,074	137	1,814	3,736	1,946
Watauga	320	2	185	162	114	6	41	96	6	20	28	17	55	120	27
TOTAL	46,093	110	26,690	21,802	13,277	431	6,280	6,291	374	4,527	3,085	831	9,172	17,615	7,003
LAST YEAR	45,295	81	26,396	21,222	13,380	400	6,679	6,741	405	3,979	3,083	1,209	8,355	16,626	6,749
CHANGE	798	29	294	580	(103)	31	(399)	(450)	(31)	548	2	(378)	817	989	254

* Uncharted

MID-CITIES DISTRICT	AND OTHER SMALL GROUP MINISTRIES					MEN		WOMEN		VOLUNTEERS IN MISSION			
	Number of persons (all ages) in covenant discipleship groups	Number of participants in Vacation Bible School	Number of ongoing CLASSE (all ages) for learning in Sunday church school	Number of ongoing CLASSES for learning (all ages) other than Sunday church school	Number of short-term CLASSES and GROUPS (all ages) for learning	Membership in United Methodist Men	Amount Paid for UMM projects	Membership in United Methodist Women	Amount paid for UMW projects	Number of UMVIM teams sent from this local church	Number of church members participating in any UMVIM team	Number of other mission teams sent from this local church	Number of persons sent out on other mission teams from this local church
Church/Charge	21	22	23	24	25	26	27	28	29	30.a	30.b	31.a	31.b
ARLINGTON: Aldersgate	0	12	6	2	0	12	2,000	47	1,090	0	0	0	0
Covenant	11	16	5	0	0	0	0	0	100	0	0	0	0
El Buen Samaritano *	0	103	3	2	3	10	0	16	0	0	0	1	0
Epworth	3	37	7	0	10	0	0	21	2,502	0	0	1	0
First	80	240	45	30	15	15	0	25	725	0	0	3	150
Good Shepherd	10	40	3	1	4	0	0	15	1,081	0	0	0	0
New World	11	101	16	10	26	97	760	53	2,288	0	0	2	36
St. Barnabas	50	230	29	28	35	58	1,800	71	875	0	0	5	133
St. Stephen	0	70	9	14	8	0	0	24	610	0	0	2	20
Trinity	60	280	32	14	12	172	2,255	103	2,611	0	0	16	107
Vietnamese Mission *	0	0	0	0	0	0	0	0	0	0	0	0	0
BEDFORD: First	0	35	9	11	7	17	0	20	250	0	0	8	60
Wm. C. Martin	165	105	21	12	14	0	0	0	0	20	52	0	44
Colleyville	20	133	14	9	6	62	6,250	21	1,691	3	51	5	35
EULESS: First	0	170	17	2	4	30	7,632	37	3,874	0	0	3	31
Tongan First	0	81	4	9	0	44	4,700	42	3,112	0	0	1	15
FORT WORTH: Asbury	0	0	1	1	1	0	0	17	652	0	0	0	0
Davis Memorial	0	70	8	1	0	0	0	0	0	1	38	0	0
Eastern Hills	0	0	2	2	0	0	0	0	0	0	0	0	0
Faith	0	25	6	1	1	0	0	29	478	0	0	2	19
Handley	0	0	7	3	0	10	335	40	1,696	0	0	0	0
Our Manna (Korean Central) *	0	0	0	0	0	0	0	0	0	0	0	0	0
McMillan	0	130	3	5	7	14	0	60	300	0	12	1	0
Meadowbrook	0	70	9	5	8	0	0	90	2,725	0	0	2	6
Polytechnic	0	0	6	3	2	0	778	32	641	0	0	0	0

MID-CITIES DISTRICT	EDUCATION & MINISTRY												
	CHRISTIAN FORMATION GROUPS: CHURCH SCHOOL AND OTHER SMALL GROUP MINISTRIES					UNITED METHODIST MEN		UNITED METHODIST WOMEN		VOLUNTEERS IN MISSION			
	Number of persons (all ages) in covenant discipleship groups	Number of participants in Vacation Bible School	Number of ongoing CLASSE (all ages) for learning in Sunday church school	Number of ongoing CLASSES for learning (all ages) other than Sunday church school	Number of short-term CLASSES and GROUPS (all ages) for learning	Membership in United Methodist Men	Amount Paid for UMM projects	Membership in United Methodist Women	Amount paid for UMW projects	Number of UMVIM teams sent from this local church	Number of church members participating in any UMVIM team	Number of other mission teams sent from this local church	Number of persons sent out on other mission teams from this local church
Church/Charge	21	22	23	24	25	26	27	28	29	30.a	30.b	31.a	31.b
Richland Hills	33	87	13	6	7	20	450	47	1,145	0	0	4	40
St. Andrew	0	62	6	3	2	19	1,745	64	710	0	0	0	0
St. Luke	37	70	18	4	0	34	1,498	66	1,580	1	25	0	0
St. Matthew	0	0	0	0	0	0	0	0	0	0	0	0	0
Smithfield	40	134	8	4	1	20	679	22	2,638	0	0	1	15
GRAPEVINE: First	0	595	36	28	38	0	0	66	700	2	115	19	528
Heritage	0	0	0	0	0	0	0	0	0	0	0	0	0
HURST: First	392	366	43	25	40	0	0	135	5,640	3	118	1	75
St. Paul	15	75	12	0	6	53	0	47	1,249	0	0	0	2
Keller First	69	368	44	53	15	14	11,587	30	4,865	0	0	4	186
Southlake White's Chapel	372	1,133	173	317	62	0	0	0	0	11	172	12	864
Watauga	10	35	5	6	3	9	0	20	799	2	20	0	0
TOTAL	1,378	4,873	620	611	337	710	42,469	1,260	46,627	43	603	93	2,366
LAST YEAR	1,061	4,694	623	605	678	618	28,716	1,271	51,884	31	725	82	2,209
CHANGE	317	179	(3)	6	(341)	92	13,753	(11)	(5,257)	12	(122)	11	157

* Uncharted

MID-CITIES DISTRICT	WEEKDAY MINISTRIES				PROPERTY AND OTHER ASSETS		LIABILITIES		GENERAL CHURCH					
	Number of community ministries for daycare and/or education	Number of persons impacted by community ministries for daycare and education	Number of community ministries for outreach, justice, and mercy	Number of persons impacted by community ministries for outreach, justice, and mercy	Market value of church-owned land, buildings, and equipment (church and parsonage values combined)	Market value of all other church-owned assets	Debt secured by church physical assets	Other indebtedness	World Service (45.74% of Fund 9)	Ministerial Education Fund Paid	Black College Fund Paid	Africa University Paid	Episcopal Fund Paid	Interdenominational Cooperation Paid
Church/Charge	32	33	34	35	36	37	38	39	70.b	71.b	72.b	73.b	88.b	86.b
ARLINGTON: Aldersgate	1	23	1	180	2,880,400	126,830	0	0	3,100	1,013	404	90	814	79
Covenant	1	35	0	10	1,747,263	60,000	0	0	2,505	818	326	73	657	64
El Buen Samaritano *	1	60	7	700	2,636,000	9,000	0	1,000	160	0	0	0	0	0
Epworth	0	0	0	0	2,086,316	182,878	0	0	3,060	1,000	399	89	803	78
First	5	200	6	1,000	10,529,085	1,024,312	1,159,540	0	32,116	10,491	4,185	937	8,430	816
Good Shepherd	0	0	10	704	1,564,000	193,880	0	0	2,902	948	378	85	762	74
New World	1	51	5	662	5,177,907	276,189	1,298,045	46,420	16,177	5,285	2,108	472	4,246	411
St. Barnabas	3	110	20	650	6,900,000	430,342	3,230,278	0	17,290	5,648	2,255	504	4,538	440
St. Stephen	1	29	7	1,400	1,688,182	33,827	0	0	3,617	1,182	471	105	949	92
Trinity	1	250	20	1,350	12,008,000	1,662,000	2,401,150	0	33,269	10,868	4,336	971	8,732	846
Vietnamese Mission *	0	0	0	0	0	0	0	0	0	0	0	0	0	0
BEDFORD: First	1	6	1	10,414	7,300,750	145,561	418,705	0	75	0	0	0	2,100	282
Wm. C. Martin	3	90	15	2,120	5,492,113	33,485	1,839,014	0	607	0	0	0	4,340	0
Colleyville	1	86	10	1,150	5,740,181	323,039	1,855,114	0	12,043	3,934	1,570	351	3,161	306
EULESS: First	2	160	5	1,558	6,511,300	90,000	590,579	0	7,989	2,610	1,041	233	2,097	203
Tongan First	0	0	0	0	1,255,000	25,000	102,000	0	1,113	364	145	32	292	28
FORT WORTH: Asbury	0	0	4	150	1,422,200	32,000	0	0	1,312	428	171	38	344	33
Davis Memorial	0	0	5	175	2,500,000	70,452	231,895	6,226	3,180	1,039	414	93	835	81
Eastern Hills	0	0	1	0	1,335,711	119,000	0	0	914	298	119	27	240	23
Faith	1	1	12	462	1,857,257	476,129	0	0	3,220	1,052	420	94	845	82
Handley	0	6	2	58	2,128,200	96,535	0	0	4,452	1,454	580	130	1,168	113
Our Manna (Korean Central) *	0	0	0	0	0	26,035	0	0	0	0	0	0	0	0
McMillan	0	0	3	60	280,000	3,000	122,000	6,000	23	300	190	150	855	83
Meadowbrook	4	320	9	550	4,409,104	176,319	0	0	9,698	3,168	1,264	283	2,546	247
Polytechnic	1	5	2	2,200	569,183	501,792	0	0	3,657	1,195	477	107	960	93

MID-CITIES DISTRICT	EDUCATION & MINISTRY								APPORTIONMENTS					
	WEEKDAY MINISTRIES				PROPERTY AND OTHER ASSETS		LIABILITIES		GENERAL CHURCH					
	Number of community ministries for daycare and/or education	Number of persons impacted by community ministries for daycare and education	Number of community ministries for outreach, justice, and mercy	Number of persons impacted by community ministries for outreach, justice, and mercy	Market value of church-owned land, buildings, and equipment (church and parsonage values combined)	Market value of all other church-owned assets	Debt secured by church physical assets	Other indebtedness	World Service (45.74% of Fund 9)	Ministerial Education Fund Paid	Black College Fund Paid	Africa University Paid	Episcopal Fund Paid	Interdenominational Cooperation Paid
Church/Charge	32	33	34	35	36	37	38	39	70.b	71.b	72.b	73.b	88.b	86.b
Richland Hills	1	30	5	100	3,308,872	594,476	46,244	0	9,460	3,090	1,233	276	2,483	240
St. Andrew	2	40	0	0	1,291,655	0	45,912	0	7,981	974	388	87	782	76
St. Luke	2	180	1	100	6,284,255	391,106	0	0	8,427	2,753	1,098	246	2,212	214
St. Matthew	0	0	0	0	1,500,000	0	65,000	2,300	2,663	870	347	78	699	68
Smithfield	1	109	10	600	2,164,679	70,566	162,946	0	5,485	1,792	715	160	1,440	139
GRAPEVINE: First	8	354	27	8,155	16,925,100	1,832,766	3,291,523	0	37,800	12,347	4,926	1,102	9,923	961
Heritage	0	0	0	0	0	0	0	0	0	0	0	0	0	0
HURST: First	0	0	0	0	11,083,573	473,606	3,485,389	0	29,016	9,478	3,781	846	7,616	738
St. Paul	1	28	0	40	2,299,865	110,315	0	0	6,876	2,246	896	201	1,805	175
Keller First	11	128	3	1,053	5,571,600	239,155	1,504,549	0	20,152	6,583	2,626	588	5,289	512
Southlake White's Chapel	2	424	12	73	19,000,000	3,071,248	7,035,933	0	79,376	25,929	10,344	2,315	20,834	2,018
Watauga	0	0	13	2,432	958,857	90,000	105,880	0	2,743	896	357	80	720	70
TOTAL	55	2,725	216	38,106	158,406,608	12,990,843	28,991,696	61,946	367,458	120,053	47,964	10,843	103,517	9,685
LAST YEAR	80	2,513	154	29,452	150,504,699	12,462,435	31,276,051	93,310	383,251	118,829	47,669	10,793	99,374	9,414
CHANGE	(25)	212	62	8,654	7,901,909	528,408	(2,284,355)	(31,364)	(15,793)	1,224	295	50	4,143	271

* Uncharted

MID-CITIES DISTRICT	JURISDICTIONAL			CLERGY BENEFITS						ADMINISTRATION AND BENEVOLENCES				
	Mount Sequoyah Paid	Lydia Patterson Paid	SMU Campus Ministry Paid	Clergy Health Insurance Paid	Conference Claimants/CPP Paid	Retiree Health Benefits Paid	Equitable Compensation Paid	District Superintendent Paid	Other Clergy Benefits Paid	Property and Administration Paid	Conference Benevolences (54.26% of Fund 9)	Texas Methodist Colleges Paid	Wesley Foundations Paid	Glen Lake Camp Paid
Church/Charge	74.b	75.b	76.b	82.b	90.b	91.b	87.b	89.b	81.b	85.b	70.b	77.b	78.b	84.b
ARLINGTON: Aldersgate	30	130	15	5,436	2,897	575	131	1,983	247	2,572	3,678	230	720	103
Covenant	24	104	13	4,391	2,340	464	106	1,602	200	2,077	2,971	186	582	84
El Buen Samaritano *	0	0	0	0	0	0	0	0	0	0	190	0	0	0
Epworth	29	128	16	5,366	2,860	567	129	1,958	244	2,539	3,631	227	711	102
First	307	1,343	168	56,312	30,013	5,955	1,358	20,542	2,562	26,640	38,098	2,382	7,458	1,072
Good Shepherd	28	121	15	5,088	2,712	538	123	1,856	231	2,407	3,442	215	674	97
New World	154	677	85	28,365	15,118	3,000	684	10,347	1,291	13,419	19,191	1,200	3,757	540
St. Barnabas	165	723	90	30,316	16,158	3,206	731	11,059	1,379	14,342	20,511	1,282	4,015	577
St. Stephen	34	151	19	6,342	3,380	671	153	2,313	289	3,000	4,291	268	840	121
Trinity	317	1,830	174	58,333	31,090	6,169	1,406	21,279	2,654	27,597	39,465	2,467	7,726	1,110
Vietnamese Mission *	0	0	0	0	0	0	0	0	0	0	0	0	0	0
BEDFORD: First	106	464	58	0	0	0	469	1,950	0	0	88	822	0	370
Wm. C. Martin	0	0	0	28,992	15,452	3,066	25	10,576	1,319	0	720	1,226	3,840	0
Colleyville	115	504	63	21,117	11,255	2,233	509	7,703	961	9,990	14,287	893	2,797	402
EULESS: First	76	334	42	14,008	7,466	1,481	338	5,110	637	6,627	9,478	593	1,855	267
Tongan First	11	47	6	1,951	1,040	206	47	712	89	923	1,320	84	258	37
FORT WORTH: Asbury	13	55	7	2,300	1,226	243	55	839	105	1,088	1,556	97	305	44
Davis Memorial	30	133	17	5,575	2,972	590	134	2,034	254	2,638	3,772	236	738	106
Eastern Hills	9	38	5	1,603	854	170	39	585	73	758	1,084	68	212	31
Faith	31	135	17	5,645	3,009	597	136	2,059	257	2,671	3,819	239	748	107
Handley	42	186	23	7,806	4,160	825	188	2,847	355	3,693	5,281	330	1,034	149
Our Manna (Korean Central) *	0	0	0	0	0	0	0	0	0	0	0	0	0	0
McMillan	0	50	0	800	0	300	138	200	100	100	27	50	50	50
Meadowbrook	92	406	51	17,005	9,063	1,798	410	6,203	774	8,045	11,505	719	2,252	324
Polytechnic	35	153	19	6,412	3,417	678	155	2,339	290	3,033	4,338	271	849	122

CENTRAL TEXAS CONFERENCE STATISTICAL TABLES - 2010

MID-CITIES DISTRICT	APPORTIONMENTS													
	JURISDICTIONAL			CLERGY BENEFITS						ADMINISTRATION AND BENEVOLENCES				
	Mount Sequoyah Paid	Lydia Patterson Paid	SMU Campus Ministry Paid	Clergy Health Insurance Paid	Conference Claimants/CPP Paid	Retiree Health Benefits Paid	Equitable Compensation Paid	District Superintendent Paid	Other Clergy Benefits Paid	Property and Administration Paid	Conference Benevolences (54.26% of Fund 9)	Texas Methodist Colleges Paid	Wesley Foundations Paid	Glen Lake Camp Paid
Church/Charge	74.b	75.b	76.b	82.b	90.b	91.b	87.b	89.b	81.b	85.b	70.b	77.b	78.b	84.b
Richland Hills	90	396	49	16,587	8,840	1,754	399	6,051	755	7,847	11,222	702	2,197	316
St. Andrew	28	125	16	5,229	2,786	553	126	1,907	238	2,473	3,536	221	692	99
St. Luke	80	352	44	14,775	7,875	1,562	356	5,390	672	6,990	9,996	625	1,957	281
St. Matthew	25	111	14	4,669	2,489	494	113	1,703	212	2,209	3,159	198	618	89
Smithfield	52	286	29	9,618	5,126	1,017	232	3,508	438	4,550	6,507	407	1,274	183
GRAPEVINE: First	360	1,581	198	66,278	35,325	7,009	1,598	24,177	3,015	31,355	44,840	2,803	8,778	1,262
Heritage	0	0	0	0	0	0	0	0	0	0	0	0	0	0
HURST: First	277	1,214	152	50,876	27,116	5,380	1,227	18,559	2,315	24,069	34,420	2,152	6,738	968
St. Paul	66	288	36	12,057	6,426	1,275	291	4,398	549	5,704	8,157	510	1,597	230
Keller First	192	843	105	35,334	18,832	3,737	852	12,889	1,608	16,716	23,906	1,495	4,680	673
Southlake White's Chapel	757	3,320	415	139,177	74,179	14,718	3,356	50,770	6,332	65,843	94,161	5,887	18,433	2,649
Watauga	26	115	14	4,809	2,563	509	116	1,753	219	2,275	3,253	203	637	92
TOTAL	3,601	16,343	1,975	672,572	358,039	71,340	16,130	247,201	30,664	304,190	435,900	29,288	89,022	12,657
LAST YEAR	3,616	15,661	2,003	589,646	348,531	62,192	16,466	247,020	24,469	329,223	454,642	48,048	97,525	26,820
CHANGE	(15)	682	(28)	82,926	9,508	9,148	(336)	181	6,195	(25,033)	(18,742)	(18,760)	(8,503)	(14,163)

* Uncharted

MID-CITIES DISTRICT	DISTRICT			TOTALS AND PERCENT PAID			CONFERENCE				DISTRICT			
	District Work Fund Paid	District Missions Paid	Wesley Foundations Special Paid	Total amount APPORTIONED to the local church for all causes paid to AC Treasurer	Total amount PAID by the local church for all apportioned causes to AC Treasurer	Payout Percentage	Aldersgate Enrichment Center	Global Aids	Justice for Our Neighbors	United Centers	Central Texas Senior Ministry	Laura Edwards Community Center	Metro Board of Missions	Tarrant Area Community of Churches
Church/Charge	83.b	80.b	79.b	40.a	40.b	X	108	114	110	111	112	113	115	116
ARLINGTON: Aldersgate	1,078	0	118	25,443	25,443	100	115	188	87	115	0	0	540	0
Covenant	871	0	93	20,550	20,551	100	93	152	71	93	0	0	437	61
El Buen Samaritano *	0	0	0	0	350	0	0	0	0	0	0	0	0	100
Epworth	1,064	0	117	25,117	25,117	100	113	186	86	113	0	0	533	0
First	11,167	0	1,302	263,565	263,654	100	1,191	1,951	906	1,191	0	0	5,595	0
Good Shepherd	1,006	0	110	23,812	23,812	100	1	0	0	0	0	0	0	0
New World	5,624	0	610	132,761	132,761	100	599	983	457	599	0	0	2,818	0
St. Barnabas	6,012	0	653	141,894	141,894	100	641	1,050	487	641	0	0	3,012	0
St. Stephen	1,260	0	136	29,684	29,684	100	10	10	10	10	0	0	10	10
Trinity	11,568	0	1,255	273,024	273,462	100	720	1,179	547	720	0	0	3,381	0
Vietnamese Mission *	0	0	0	0	0	0	0	0	0	0	0	0	0	0
BEDFORD: First	3,857	0	418	91,008	11,059	12	0	0	0	411	0	0	1,932	0
Wm. C. Martin	5,751	0	624	135,697	76,538	56	0	0	0	0	0	0	0	0
Colleyville	4,189	0	454	98,837	98,837	100	500	732	339	447	0	0	2,098	0
EULESS: First	2,779	0	301	65,565	65,565	100	15	0	0	0	0	0	0	0
Tongan First	387	0	41	9,133	9,133	100	0	0	0	0	0	0	0	0
FORT WORTH: Asbury	456	0	49	10,764	10,764	100	49	80	37	64	0	0	229	0
Davis Memorial	1,105	0	120	26,096	26,096	100	118	193	90	118	0	0	554	0
Eastern Hills	318	0	34	7,502	7,502	100	0	0	0	0	0	0	0	0
Faith	1,119	0	120	26,422	26,422	100	119	196	90	119	0	0	561	0
Handley	1,548	0	168	36,532	36,532	100	165	270	125	165	0	0	776	0
Our Manna (Korean Central) *	0	0	0	0	0	0	0	0	0	0	0	0	0	0
McMillan	50	0	124	26,748	3,640	14	50	50	50	50	100	239	75	0
Meadowbrook	3,372	0	366	79,591	79,591	100	492	589	1,226	990	0	0	1,941	228
Polytechnic	1,272	0	138	30,010	30,010	100	412	222	5,603	136	0	0	637	0

MID-CITIES DISTRICT	APPORTIONMENTS						ASKINGS AND FAIR SHARE GOALS							
	DISTRICT			TOTALS AND PERCENT PAID			CONFERENCE				DISTRICT			
	District Work Fund Paid	District Missions Paid	Wesley Foundations Special Paid	Total amount APPORTIONED to the local church for all causes paid to AC Treasurer	Total amount PAID by the local church for all apportioned causes to AC Treasurer	Payout Percentage	Aldersgate Enrichment Center	Global Aids	Justice for Our Neighbors	United Centers	Central Texas Senior Ministry	Laura Edwards Community Center	Metro Board of Missions	Tarrant Area Community of Churches
Church/Charge	83.b	80.b	79.b	40.a	40.b	X	108	114	110	111	112	113	115	116
Richland Hills	3,289	0	358	77,634	77,634	100	198	0	0	0	0	0	0	0
St. Andrew	1,037	0	112	24,466	24,466	100	111	181	84	111	0	0	519	0
St. Luke	2,930	0	318	69,153	69,153	100	250	0	238	0	0	0	0	0
St. Matthew	926	0	101	21,855	21,855	100	99	162	75	99	0	0	464	0
Smithfield	1,908	0	207	45,016	45,073	100	548	333	155	203	0	0	959	176
GRAPEVINE: First	13,144	0	1,428	310,210	310,210	100	0	0	11,522	0	0	0	6,999	0
Heritage	0	0	0	0	0	0	0	0	0	0	0	0	0	0
HURST: First	10,089	0	1,095	238,122	238,122	100	0	0	0	0	0	0	0	0
St. Paul	2,389	0	260	56,432	56,432	100	302	420	192	252	0	0	1,200	0
Keller First	7,008	0	761	165,381	165,381	100	747	1,224	568	747	0	0	3,511	0
Southlake White's Chapel	27,601	0	2,995	651,409	651,409	100	75	0	0	0	0	0	13,829	0
Watauga	954	0	103	22,507	22,507	100	135	0	0	0	0	0	0	0
TOTAL	137,128	0	15,089	3,261,940	3,100,659	95	7,868	10,351	23,045	7,394	100	239	52,610	575
LAST YEAR	134,218	0	13,371	3,369,978	3,082,781	91	10,801	457	12,372	8,236	31	0	58,371	5,654
CHANGE	2,910	0	1,718	(108,038)	17,878	4	(2,933)	9,894	10,673	(842)	69	239	(5,761)	(5,079)

* Uncharted

MID-CITIES DISTRICT	SPECIAL DAY OFFERINGS													
	Annual Conference Offering (Restorative Justice Ministries)	Christian Education Sunday	Church Growth Special	Golden Cross Sunday	Human Relations Sunday	Methodist Children's Home Waco	Methodist Mission Home of San Antonio	Native American Ministries	One Great Hour of Sharing	Peace with Justice	Thanksliving Offering - Hunger (GBGM & Local Ministry Grants)	UM Student Day	Wesleyan Homes	World Communion
Church/Charge	102	99	124	100	117	105	104	120	118	119	103	122	106	121
ARLINGTON: Aldersgate	604	0	89	0	0	188	107	145	0	0	51	63	0	80
Covenant	0	0	71	0	0	0	0	202	159	115	0	50	70	0
El Buen Samaritano *	0	0	0	0	0	0	0	0	0	0	0	0	0	0
Epworth	75	0	87	0	0	50	0	0	70	0	0	55	0	0
First	0	0	919	0	0	0	0	0	0	0	0	50	0	0
Good Shepherd	1,239	0	0	0	0	0	25	0	0	0	25	50	0	0
New World	3,237	50	463	50	50	50	50	50	50	50	300	50	50	50
St. Barnabas	1,952	268	520	0	0	0	116	50	170	0	308	386	0	291
St. Stephen	195	0	0	0	0	0	0	0	180	0	0	100	0	0
Trinity	1,970	446	555	0	0	0	0	977	0	0	0	40	0	448
Vietnamese Mission *	0	0	0	0	0	0	0	0	0	0	0	0	0	0
BEDFORD: First	0	0	317	0	0	0	0	0	0	0	0	20	0	0
Wm. C. Martin	1,220	0	0	0	0	0	0	0	0	0	0	0	0	0
Colleyville	848	0	345	0	0	0	0	0	0	0	0	200	0	0
EULESS: First	1,304	0	0	0	72	0	0	0	43	0	0	0	0	0
Tongan First	0	0	0	0	0	0	0	0	0	0	0	100	0	0
FORT WORTH: Asbury	157	10	38	37	10	30	10	10	10	10	20	10	5	10
Davis Memorial	992	0	91	0	0	0	0	0	0	0	0	183	0	0
Eastern Hills	0	0	0	0	0	0	0	0	0	0	0	0	0	0
Faith	432	0	92	0	0	175	0	0	177	0	0	90	0	0
Handley	99	69	127	85	30	43	118	73	53	30	139	46	33	31
Our Manna (Korean Central) *	0	0	0	0	0	0	0	0	0	0	0	0	0	0
McMillan	100	0	0	130	50	50	0	95	60	50	0	100	50	0
Meadowbrook	779	0	278	43	133	58	58	65	132	43	0	320	43	132
Polytechnic	290	0	105	0	25	0	0	0	25	0	0	165	390	0

MID-CITIES DISTRICT	BENEVOLENCES													
	SPECIAL DAY OFFERINGS													
	Annual Conference Offering (Restorative Justice Ministries)	Christian Education Sunday	Church Growth Special	Golden Cross Sunday	Human Relations Sunday	Methodist Children's Home Waco	Methodist Mission Home of San Antonio	Native American Ministries	One Great Hour of Sharing	Peace with Justice	Thanksliving Offering - Hunger (GBGM & Local Ministry Grants)	UM Student Day	Wesleyan Homes	World Communion
Church/Charge	102	99	124	100	117	105	104	120	118	119	103	122	106	121
Richland Hills	413	0	0	323	160	892	0	291	301	150	152	0	121	0
St. Andrew	200	0	85	0	0	0	0	0	0	0	0	150	0	0
St. Luke	1,143	65	0	100	0	252	619	37	235	87	550	146	110	123
St. Matthew	0	0	76	0	0	0	0	0	0	0	0	20	0	0
Smithfield	2,619	25	157	195	0	100	150	20	207	95	300	100	96	0
GRAPEVINE: First	873	0	0	0	0	0	0	0	90	0	0	100	0	69
Heritage	0	0	0	0	0	0	0	0	0	0	0	0	0	0
HURST: First	25	0	0	0	0	0	0	0	0	0	0	0	0	0
St. Paul	2,039	50	192	50	50	1,549	50	50	0	50	0	50	50	50
Keller First	100	0	577	0	0	210	260	0	0	0	0	25	0	0
Southlake White's Chapel	6,788	75	1,272	0	75	75	0	75	75	0	75	75	75	75
Watauga	1,606	79	0	136	112	95	90	101	87	39	64	70	76	54
TOTAL	31,299	1,137	6,456	1,149	767	3,817	1,653	2,241	2,124	719	1,984	2,814	1,169	1,413
LAST YEAR	3,214	708	NA	1,346	1,316	3,125	1,459	1,205	2,035	692	2,201	2,649	770	2,069
CHANGE	28,085	429	NA	(197)	(549)	692	194	1,036	89	27	(217)	165	399	(656)

* Uncharted

MID-CITIES DISTRICT	OTHER BENEVOLENCES										STATISTICS USED TO FIGURE THE DECIMAL						
	Total amount of all other funds sent to AC Treasurer for connectional mission and ministry	Church Growth Shares	Conference Advance Specials	Direct Gifts to United Methodist causes (not sent to AC Treasurer)	General Advance Specials	Homes for Retired Ministers	Non-United Methodist benevolent and charitable causes	Offer Them Christ Capital Funds Campaign	World Service Specials	Youth Service Fund	Pension paid by local church to Board of Pensions	Total amount paid in base compensation to pastor	Total amount paid in base compensation to all associate pastors	Housing & utilities for pastor and associates	Other non-ARP cash allowances paid to pastor and associate(s)	Deacons compensation	Diaconal Ministers compensation
Church/Charge	46	65.5	45	48	42	101	49	92	43	44	51.a	53	54	55	57	58	59
ARLINGTON: Aldersgate	180	840	1,045	0	2,071	0	667	0	0	0	9,487	57,578	0	1,622	0	0	0
Covenant	0	660	907	4,793	605	0	3,826	0	0	0	5,668	26,664	8,004	2,068	0	8,004	0
El Buen Samaritano *	0	0	100	300	272	0	200	0	0	0	8,379	39,900	0	5,464	75	0	0
Epworth	0	0	1,031	1,450	1,025	0	950	0	0	0	6,952	27,316	0	6,089	0	0	0
First	0	0	10,834	0	12,719	0	0	0	0	0	32,163	98,200	107,121	91,663	0	0	0
Good Shepherd	0	0	1	0	94	0	2,359	0	0	0	7,276	38,264	0	16,300	0	0	0
New World	0	1,470	5,456	9,220	9,032	50	64,913	0	0	0	19,454	78,000	0	13,187	0	52,530	0
St. Barnabas	0	1,200	5,831	37,595	3,195	0	40,248	0	0	0	19,764	91,040	41,581	39,925	1,026	0	0
St. Stephen	0	0	60	0	3,084	0	2,449	0	0	0	10,132	55,903	0	3,300	0	0	0
Trinity	0	2,215	6,547	0	2,980	0	0	0	0	0	49,988	142,758	163,948	28,113	0	265,464	0
Vietnamese Mission *	0	0	0	0	0	0	0	0	0	0	0	0	0	0	0	0	0
BEDFORD: First	0	60	2,343	0	1,920	0	0	0	0	0	20,581	65,368	0	51,000	0	40,633	0
Wm. C. Martin	0	0	0	0	0	0	0	0	0	0	24,520	68,046	20,944	32,000	480	0	0
Colleyville	0	0	4,116	650	41,412	0	4,859	0	0	0	18,220	69,500	29,850	11,750	6,140	0	0
EULESS: First	0	1,825	15	0	2,068	0	3,780	0	0	0	16,837	58,860	0	17,400	325	38,644	0
Tongan First	0	0	0	500	0	0	10,000	0	0	0	5,292	21,063	0	6,000	300	0	0
FORT WORTH: Asbury	10	0	459	0	260	10	1,360	0	0	0	6,531	38,500	0	0	0	0	0
Davis Memorial	0	480	1,073	0	1,449	0	900	0	0	0	9,362	34,620	0	14,400	0	0	0
Eastern Hills	0	0	0	200	0	0	75	0	0	0	1,602	12,000	0	6,000	0	0	0
Faith	0	0	1,085	0	1,855	0	2,153	0	0	0	7,442	36,355	0	9,000	0	0	0
Handley	0	225	1,501	0	663	59	23,001	0	0	0	8,198	34,500	0	14,500	0	0	0
Our Manna (Korean Central) *	0	0	0	0	0	0	0	0	0	0	0	12,000	0	12,000	0	0	0
McMillan	100	0	614	0	300	50	0	0	0	35	0	36,173	0	15,688	200	0	0
Meadowbrook	0	2,100	5,466	5,808	5,701	60	44,601	0	0	0	12,863	57,096	21,724	25,000	0	0	0
Polytechnic	0	0	7,010	1,529	1,999	0	8,494	0	0	0	9,144	37,728	0	16,800	0	0	0

CENTRAL TEXAS CONFERENCE STATISTICAL TABLES - 2010

MID-CITIES DISTRICT	BENEVOLENCES										LOCAL CHURCH EXPENDITURES						
	OTHER BENEVOLENCES										STATISTICS USED TO FIGURE THE DECIMAL						
	Total amount of all other funds sent to AC Treasurer for connectional mission and ministry	Church Growth Shares	Conference Advance Specials	Direct Gifts to United Methodist causes (not sent to AC Treasurer)	General Advance Specials	Homes for Retired Ministers	Non-United Methodist benevolent and charitable causes	Offer Them Christ Capital Funds Campaign	World Service Specials	Youth Service Fund	Pension paid by local church to Board of Pensions	Total amount paid in base compensation to pastor	Total amount paid in base compensation to all associate pastors	Housing & utilities for pastor and associates	Other non-ASP cash allowances paid to pastor and associate(s)	Deacons compensation	Diaconal Ministers compensation
Church/Charge	46	65.5	45	48	42	101	49	92	43	44	51.a	53	54	55	57	58	59
Richland Hills	0	0	1,448	0	2,302	250	25,093	0	0	0	11,637	74,376	12,000	0	0	0	0
St. Andrew	0	240	1,006	0	2,829	0	12,390	0	0	0	9,844	32,184	0	10,568	0	0	0
St. Luke	0	280	538	1,855	5,535	131	10,341	0	0	0	17,137	61,261	0	4,800	0	0	0
St. Matthew	0	0	899	853	0	0	0	0	0	0	10,035	48,025	0	17,173	0	0	0
Smithfield	0	480	2,374	3,600	435	200	0	0	0	0	9,889	49,424	0	926	85	0	0
GRAPEVINE: First	70	1,725	18,521	5,607	23,556	0	237,483	0	0	0	48,265	105,059	209,710	31,688	2,915	54,050	0
Heritage	0	0	0	0	0	0	0	0	0	0	0	0	0	0	0	0	0
HURST: First	2,000	1,185	0	0	7,050	0	163,377	0	0	0	49,664	127,660	0	45,500	0	178,765	0
St. Paul	0	1,035	2,366	0	5,150	50	6,588	0	0	0	16,559	65,395	10,180	26,400	3,720	0	0
Keller First	0	730	6,797	5,060	17,029	0	110	0	0	0	35,720	84,329	72,074	59,396	0	59,140	0
Southlake White's Chapel	0	0	11,310	0	3,500	75	0	0	0	0	69,735	155,360	231,525	240,700	0	0	0
Watauga	0	240	135	0	545	154	1,820	0	0	0	0	29,844	0	12,100	0	0	0
TOTAL	2,360	16,990	100,888	79,020	160,635	1,089	672,037	0	0	35	588,340	2,070,349	928,661	888,520	15,266	697,230	0
LAST YEAR	19,308	34,997	NA	136,709	58,800	784	1,088,512	0	0	75	506,305	2,064,813	888,308	855,304	39,250	657,518	0
CHANGE	(16,948)	(18,007)	NA	(57,689)	101,835	305	(416,475)	0	0	(40)	82,035	5,536	40,353	33,216	(23,984)	39,712	0

* Uncharted

MID-CITIES DISTRICT	STATISTICS USED TO FIGURE THE DECIMAL			OTHER EXPENDITURES		CAPITAL EXPENDITURES		TOTAL PAID	GIVING UNITS	RECEIVED FOR ANNUAL BUDGET / SPENDING PLAN			
	All other church staff compensation	Programming expenses	Operating expenses	Total amount paid by the local church for all direct-billed clergy health benefits	ARP for pastor and associates	Total amount paid for principal and interest on indebtedness, loans, mortgages, etc.	Total amount paid on capital expenditures for building, improvements, and major equipment purchases	Total amount paid by the local church on all expenditures as reported at checkout.	Number of households giving to the local church	Total income for annual budget/spending plan	Amount received through pledges	Amount received from non-pledging, but identified givers	Amount received from unidentified givers
Church/Charge	60	61	62	52	56	63	64	65	66	67	67.a	67.b	67.c
ARLINGTON: Aldersgate	39,619	5,175	51,341	2,079	2,037	0	0	199,671	95	190,025	169,635	1,918	2,969
Covenant	27,078	8,250	52,938	4,391	3,600	0	18,116	196,130	107	171,120	101,440	69,304	376
El Buen Samaritano *	11,660	8,706	18,368	3,564	4,600	0	5,000	106,938	26	74,346	34,299	4,000	14,439
Epworth	58,463	8,567	41,769	3,597	3,524	0	11,628	197,815	40	217,378	138,310	43,788	1,569
First	620,500	110,250	360,000	25,313	11,209	90,445	238,854	2,073,894	1,173	2,468,387	2,097,699	294,387	21,923
Good Shepherd	31,376	3,256	31,827	4,198	3,000	0	64,207	227,309	90	126,485	0	110,505	1,720
New World	387,025	43,249	182,362	4,452	4,500	115,850	85,363	1,211,954	510	1,078,683	671,283	352,273	21,584
St. Barnabas	245,715	56,449	193,261	22,992	9,700	140,492	64,686	1,159,455	670	1,022,738	828,648	151,438	10,560
St. Stephen	45,275	7,350	62,336	0	1,200	0	27,248	248,496	160	218,686	148,115	53,733	3,458
Trinity	769,288	133,552	200,507	30,824	10,823	133,860	1,105	2,217,655	881	2,235,188	1,797,351	390,456	34,258
Vietnamese Mission *	0	0	0	0	0	0	0	0	0	0	0	0	0
BEDFORD: First	116,767	16,327	149,397	0	3,014	134,985	12,643	626,374	183	511,430	0	436,196	65,179
Wm. C. Martin	329,279	123,402	193,209	15,767	3,000	0	0	888,405	462	1,033,521	291,689	493,158	0
Colleyville	216,122	37,891	141,493	14,904	9,000	152,670	20,815	879,622	284	891,956	672,072	134,129	11,256
EULESS: First	129,061	12,123	123,948	0	4,586	75,819	7,776	558,226	380	470,230	319,097	73,414	10,465
Tongan First	0	2,500	20,000	3,200	400	0	15,000	93,488	31	86,154	0	0	0
FORT WORTH: Asbury	7,920	791	15,694	3,597	0	0	1,407	87,670	47	81,440	62,500	4,000	2,000
Davis Memorial	46,298	3,536	52,124	4,494	0	17,607	2,225	215,450	184	226,343	143,435	62,935	4,733
Eastern Hills	10,908	0	35,324	0	878	0	0	74,489	19	81,289	0	50,282	0
Faith	33,747	12,403	48,474	3,564	0	0	41,842	225,308	100	171,706	120,042	29,462	3,732
Handley	44,202	4,902	78,720	2,412	8,000	0	33,344	291,510	127	273,483	204,589	29,965	1,172
Our Manna (Korean Central) *	0	0	0	0	0	0	0	24,000	10	0	0	0	0
McMillan	47,000	6,700	36,101	3,960	0	8,820	7,312	167,378	88	177,732	159,000	10,489	4,132
Meadowbrook	163,516	12,506	180,728	15,948	6,720	10,317	5,304	655,033	234	481,039	367,820	71,372	9,214
Polytechnic	64,068	11,733	25,751	0	0	0	0	220,066	73	161,575	134,579	11,683	1,284

CENTRAL TEXAS CONFERENCE STATISTICAL TABLES - 2010

MID-CITIES DISTRICT	LOCAL CHURCH EXPENDITURES							GRAND TOTAL PAID	RECEIPTS				
	STATISTICS USED TO FIGURE THE DECIMAL			OTHER EXPENDITURES		CAPITAL EXPENDITURES			GIVING UNITS	RECEIVED FOR ANNUAL BUDGET / SPENDING PLAN			
	All other church staff compensation	Programming expenses	Operating expenses	Total amount paid by the local church for all direct-billed clergy health benefits	ARP for pastor and associates	Total amount paid for principal and interest on indebtedness, loans, mortgages, etc.	Total amount paid on capital expenditures for building, improvements, and major equipment purchases	Total amount paid by the local church on all expenditures as reported at checkout	Number of households giving to the local church	Total income for annual budget/spending plan	Amount received through pledges	Amount received from non-pledging, but identified givers	Amount received from unidentified givers
Church/Charge	60	61	62	52	56	63	64	65	66	67	67.a	67.b	67.c
Richland Hills	171,000	53,549	117,878	3,960	1,682	11,330	44,404	611,346	272	574,249	368,224	115,712	4,137
St. Andrew	30,723	5,290	48,781	3,831	357	12,210	6,661	201,575	205	274,305	201,724	27,677	6,308
St. Luke	115,998	12,664	123,267	0	3,000	0	32,868	462,015	154	405,025	328,590	69,554	6,581
St. Matthew	28,200	8,994	29,917	2,426	0	12,560	11,272	192,305	115	192,285	147,120	34,575	2,590
Smithfield	78,303	7,053	91,102	9,840	2,310	42,930	9,883	357,491	91	433,578	0	385,951	11,089
GRAPEVINE: First	778,755	185,175	371,664	24,387	10,967	332,001	71,729	2,822,944	1,303	2,453,597	1,762,181	567,485	52,369
Heritage	0	0	0	0	0	0	0	0	0	0	0	0	0
HURST: First	568,697	115,640	353,298	42,924	21,084	386,620	64,078	2,364,504	1,302	2,315,226	1,991,497	189,717	22,728
St. Paul	66,747	13,210	103,081	16,908	6,200	0	6,877	410,093	230	385,462	310,287	70,517	3,862
Keller First	437,803	68,139	190,066	12,468	8,730	252,601	67,182	1,543,197	283	1,461,239	1,095,534	325,352	0
Southlake White's Chapel	2,300,512	472,267	941,061	41,988	42,364	1,028,268	103,671	6,302,330	2,942	6,646,814	3,451,350	3,059,755	126,107
Watauga	33,120	2,156	34,687	0	7,000	21,136	0	167,813	132	166,334	131,093	12,013	4,847
TDTAL	8,054,745	1,573,755	4,700,474	327,988	193,485	2,980,521	1,082,500	28,281,949	13,003	27,759,048	18,249,203	7,737,195	466,641
LAST YEAR	7,767,138	1,533,731	4,797,904	332,077	169,999	3,453,648	2,728,832	30,335,504	11,132	27,852,052	17,559,738	8,322,796	461,093
CHANGE	287,607	40,024	(97,430)	(4,089)	23,486	(473,127)	(1,646,332)	(2,053,555)	1,871	(93,004)	689,465	(585,601)	5,548

* Uncharted

MID-CITIES DISTRICT	RECEIVED FOR ANNUAL BUDGET/SPENDING PLAN				RECEIVED FOR CAPITAL CAMPAIGNS AND OTHER DESIGNATED SPECIAL PROJECTS					RECEIVED FROM DISTRICTS, CONFERENCES, GEN CHURCH AND/OR OTHER INSTITUTIONAL SOURCES			
	Amount received from interest and dividends	Amount received from sale of church assets	Amount received through building use fees, contribution, and rentals	Amount received through fundraisers and other sources	Total income for designated causes including capital campaign and other special projects	Capital campaigns	Memorials, endowments, and bequests	Other sources and projects	Amount received for Special Sundays, General Advance Specials, World Service Specials, Conference Advance Specials, and other forms of directed benevolent (charitable) giving	Total income from connectional and other institutional sources outside the local church	Equitable Compensation Funds received by Church or Pastor	Advance Special, apportioned, and connectional funds received by church	Other grants and financial support from institutional sources
Church/Charge	67.d	67.e	67.f	67.g	68	68.a	68.b	68.c	68.d	69	69.a	69.b	69.c
ARLINGTON: Aldersgate	3	15,500	0	0	49,783	0	0	38,073	11,710	0	0	0	0
Covenant	0	0	0	0	2,179	0	0	0	2,179	0	0	0	0
El Buen Samaritano *	659	0	13,000	7,949	0	0	0	0	0	25,500	0	0	25,500
Epworth	2,961	0	8,840	21,910	13,160	0	400	11,456	1,304	0	0	0	0
First	2,877	0	35,888	15,613	23,350	0	11,500	0	11,850	0	0	0	0
Good Shepherd	0	0	11,200	3,060	7,155	0	1,855	2,500	2,800	0	0	0	0
New World	0	0	1,448	32,095	112,117	0	46	76,270	35,801	0	0	0	0
St. Barnabas	2,142	0	770	29,180	471,349	334,296	6,408	126,930	3,715	0	0	0	0
St. Stephen	149	0	9,875	3,356	53,680	20,124	6,780	22,180	4,596	0	0	0	0
Trinity	0	0	13,123	0	1,635,552	1,344,569	51,524	239,459	0	0	0	0	0
Vietnamese Mission *	0	0	0	0	0	0	0	0	0	0	0	0	0
BEDFORD: First	251	5,300	2,587	1,917	44,499	39,159	0	0	5,340	0	0	0	0
Wm. C. Martin	615	0	0	248,059	27,046	0	10,170	16,876	0	0	0	0	0
Colleyville	5,410	0	23,689	45,400	198,992	124,564	3,112	41,227	30,089	0	0	0	0
EULESS: First	0	0	25,385	41,869	117,850	76,660	2,251	33,007	5,932	0	0	0	0
Tongan First	0	0	6,500	79,654	3,641	0	0	3,641	0	6,500	6,500	0	0
FORT WORTH: Asbury	0	0	340	12,600	2,837	0	2,707	0	130	0	0	0	0
Davis Memorial	0	0	4,235	11,005	30,642	6,700	1,329	19,989	2,624	0	0	0	0
Eastern Hills	0	0	6,500	24,507	1,200	0	1,200	0	0	0	0	0	0
Faith	7,215	0	6,943	4,312	19,909	0	3,155	15,025	1,729	400	0	0	400
Handley	731	0	18,245	18,781	14,080	0	11,565	0	2,515	0	0	0	0
Our Manna (Korean Central) *	0	0	0	0	0	0	0	0	0	0	0	0	0
McMillan	0	0	0	4,111	5,102	0	0	5,102	0	5,000	0	0	5,000
Meadowbrook	0	0	8,625	24,008	164,708	0	14,993	136,685	13,030	0	0	0	0
Polytechnic	11,234	0	2,195	600	29,044	0	25,317	0	3,727	0	0	0	0

CENTRAL TEXAS CONFERENCE STATISTICAL TABLES - 2010

MID-CITIES DISTRICT	RECEIPTS												
	RECEIVED FOR ANNUAL BUDGET/SPENDING PLAN				RECEIVED FOR CAPITAL CAMPAIGNS AND OTHER DESIGNATED SPECIAL PROJECTS					RECEIVED FROM DISTRICTS, CONFERENCES, GEN CHURCH AND/OR OTHER INSTITUTIONAL SOURCES			
	Amount received from interest and dividends	Amount received from sale of church assets	Amount received through building use fees, contribution, and rentals	Amount received through fundraisers and other sources	Total income for designated causes including capital campaign and other special projects	Capital campaigns	Memorials, endowments, and bequests	Other sources and projects	Amount received for Special Sundays, General Advance Specials, World Service Specials, Conference Advance Specials, and other forms of directed benevolent (charitable) giving	Total income from connectional and other institutional sources outside the local church	Equitable Compensation Funds received by Church or Pastor	Advance Special, apportioned, and connectional funds received by church	Other grants and financial support from institutional sources
Church/Charge	67.d	67.e	67.f	67.g	68	68.a	68.b	68.c	68.d	69	69.a	69.b	69.c
Richland Hills	1,156	0	3,778	81,242	215,420	0	13,410	194,026	7,984	0	0	0	0
St. Andrew	0	0	300	38,296	2,200	1,200	1,000	0	0	0	0	0	0
St. Luke	0	0	300	0	48,647	34,495	4,481	0	9,671	0	0	0	0
St. Matthew	0	0	600	7,400	9,650	0	9,650	0	0	0	0	0	0
Smithfield	238	0	9,602	26,698	3,673	0	335	0	3,338	0	0	0	0
GRAPEVINE: First	2,567	0	43,071	25,924	145,932	22,034	99,140	0	24,758	0	0	0	0
Heritage	0	0	0	0	0	0	0	0	0	0	0	0	0
HURST: First	26,387	0	27,279	57,618	2,555	0	2,555	0	0	0	0	0	0
St. Paul	79	150	0	567	46,370	0	12,655	27,224	6,491	0	0	0	0
Keller First	2,203	0	37,068	1,082	51,000	47,965	3,035	0	0	0	0	0	0
Southlake White's Chapel	9,602	0	0	0	2,455,065	91,775	5,467	2,357,823	0	0	0	0	0
Watauga	3	600	10,575	7,203	8,586	0	1,175	4,513	2,898	0	0	0	0
TOTAL	76,482	21,550	331,961	876,016	6,016,973	2,143,541	307,215	3,372,006	194,211	37,400	6,500	0	30,900
LAST YEAR	161,011	42,539	322,090	982,785	3,606,805	1,695,600	191,799	1,570,199	149,207	12,250	6,500	0	5,750
CHANGE	(84,529)	(20,989)	9,871	(106,769)	2,410,168	447,941	115,416	1,801,807	45,004	25,150	0	0	25,150

* Uncharted

TEMPLE DISTRICT	Total professing Members at Close of last year	GAINS AND LOSSES											Total professing members reported at the close of this year	ETHNIC DIVERSITY				
		Received on Profession of Christian Faith	Restored by Affirmation	Correct previous year's reporting errors of total professing membership numbers by addition	Received from Other United Methodist Churches	Received from Other Denominations	Removed or Corrected by Charge Conference Action	Withdrawn from professing membership	Correct previous year's reporting errors of total professing membership numbers by subtraction	Removed by Transfer to Other United Methodist Churches	Removed by Transfer to Other Denominations	Removed by Death		Asian	African American/Black	Hispanic	Native American	Pacific Islander
Church/Charge	1	2.a	2.b	2.c	3	4	5.a	5.b	5.c	6	7	8	9	9.a	9.b	9.c	9.d	9.e
Bartlett	147	1	0	0	0	0	0	1	0	0	0	4	143	0	0	6	0	0
BELTON: First	1,229	1	0	0	19	9	0	0	272	1	6	8	971	0	4	7	0	4
Mt. Zion	45	6	0	0	0	0	0	0	0	0	0	1	50	0	48	0	0	0
Kell's Branch	16	0	0	0	0	0	0	0	0	0	0	0	16	0	16	0	0	0
Bruceville-Eddy	211	3	3	0	0	2	0	0	0	0	0	0	219	0	0	4	0	0
CEDAR PARK: Good News	133	6	0	0	3	0	0	0	0	0	0	1	141	0	0	9	0	0
Rockbridge *	56	7	0	0	13	9	0	13	0	0	0	0	72	1	1	1	0	0
Copperas Cove: Grace	873	7	0	0	10	8	0	0	0	10	0	3	885	1	3	7	0	0
Evant	142	0	0	0	4	0	0	0	0	0	0	0	146	0	0	2	0	0
Purmela	37	0	0	0	0	0	0	0	2	0	0	1	34	0	0	0	0	0
Florence	250	3	1	0	3	5	0	0	0	1	2	4	255	0	0	8	0	0
Jarrell	51	3	0	0	0	0	0	0	0	0	0	0	54	0	1	4	0	0
Gatesville: First	594	12	0	0	7	9	0	2	0	3	10	9	598	2	1	3	0	0
GEORGETOWN: First	2,397	22	3	0	58	13	3	33	0	14	21	19	2,403	2	4	31	1	0
St. John	943	15	0	0	31	17	0	0	0	2	0	8	996	0	0	14	12	0
St. Paul	59	4	2	0	0	0	0	0	0	0	0	1	64	0	53	0	0	1
Wellspring	811	5	0	0	23	14	0	0	0	20	4	7	822	0	2	3	0	0
Granger	23	0	0	0	0	0	0	0	0	0	0	1	22	0	0	0	0	0
Harker Heights First	494	3	0	0	5	2	194	0	0	8	0	0	302	3	10	14	0	2
Hutto Discovery	165	18	0	0	6	3	16	2	0	9	0	2	163	0	5	5	0	0
Jonesboro	59	0	0	0	0	0	0	0	0	0	0	1	58	0	0	0	0	0
Temple Bethel	29	0	0	0	0	0	0	0	0	0	0	0	29	0	0	0	0	0
Lanham	28	0	0	0	2	2	0	0	0	0	0	0	32	0	0	0	0	0
KILLEEN: First	1,774	31	1	0	31	19	0	44	0	4	0	5	1,803	5	15	20	0	10
St. Andrew	323	2	0	0	5	2	0	0	0	4	0	2	326	2	7	1	0	8
St. Luke	446	0	0	0	0	37	0	0	0	0	12	0	471	387	32	0	0	0

CENTRAL TEXAS CONFERENCE STATISTICAL TABLES - 2010

TEMPLE DISTRICT	CHURCH MEMBERSHIP																	
		GAINS AND LOSSES												ETHNIC DIVERSITY				
	Total professing Members at Close of last year	Received on Profession of Christian Faith	Restored by Affirmation	Correct previous year's reporting errors of total professing membership numbers by addition	Received from Other United Methodist Churches	Received from Other Denominations	Removed or Corrected by Charge Conference Action	Withdrawn from professing membership	Correct previous year's reporting errors of total professing membership numbers by subtraction	Removed by Transfer to Other United Methodist Churches	Removed by Transfer to Other Denominations	Removed by Death	Total professing members reported at the close of this year	Asian	African American/Black	Hispanic	Native American	Pacific Islander
Church/Charge	1	2.a	2.b	2.c	3	4	5.a	5.b	5.c	6	7	8	9	9.a	9.b	9.c	9.d	9.e
Little River	389	5	1	0	0	0	0	0	0	0	0	1	394	0	0	2	2	0
Moody: First	206	1	0	0	0	4	0	0	0	0	0	4	207	1	0	4	0	0
Moody-Leon	216	0	0	0	0	1	0	0	0	0	0	3	214	0	0	3	0	0
Mooreville	215	8	0	0	1	10	0	0	0	1	0	2	231	0	3	6	1	0
Nolanville	127	1	0	0	0	12	0	0	0	0	0	1	139	0	2	6	0	0
Pidcoke	119	0	0	0	2	0	0	0	0	2	0	2	117	0	0	0	0	0
Rogers	24	0	0	3	0	0	0	0	0	0	0	1	26	0	0	1	0	0
Rosebud	113	0	0	0	0	0	0	0	0	1	0	0	112	0	0	0	0	0
ROUND ROCK: First	4,769	73	0	5	65	74	0	6	0	35	6	8	4,931	27	48	108	6	0
Journey of Faith *	118	9	0	0	0	2	0	0	0	0	0	0	129	1	2	7	0	0
St. Philip's	1,226	35	0	0	19	3	0	4	0	3	1	1	1,274	14	14	61	0	0
Salado	925	21	0	2	6	13	0	0	0	5	0	7	955	0	0	14	0	0
TAYLOR: First	333	4	0	0	6	2	0	0	0	0	0	1	344	0	0	0	0	0
Tenth Street	170	2	0	0	2	0	0	0	0	0	0	1	173	0	0	2	0	0
Thrall	18	0	0	0	0	0	0	0	0	0	0	0	18	0	0	1	0	0
TEMPLE: First	2,426	22	0	0	17	28	35	1	0	12	2	8	2,435	2	2	10	0	0
Foundation at Lakewood	435	19	0	143	18	20	0	4	0	5	0	4	622	0	0	0	0	0
Oak Park	443	0	0	0	3	1	0	0	0	7	0	13	427	0	1	1	0	0
St. James	394	14	2	0	0	4	0	0	0	0	6	0	408	0	390	6	0	0
St. Paul	243	3	0	0	11	6	0	0	0	9	3	7	244	0	0	1	0	0
Holland	81	4	0	0	0	0	0	0	0	0	0	4	81	0	0	5	0	0
Topsey	31	0	0	0	0	0	0	0	0	30	0	1	0	0	0	0	0	0
Troy	311	13	0	0	0	2	0	0	0	1	0	3	322	0	0	0	2	0
TOTAL	24,667	383	13	153	370	333	248	110	274	187	73	149	24,878	448	664	377	24	25
LAST YEAR	24,308	324	10	15	418	347	216	63	1	226	73	176	24,667	430	641	362	26	26
CHANGE	359	59	3	138	(48)	(14)	32	47	273	(39)	0	(27)	211	18	23	15	(2)	(1)

* Uncharted

TEMPLE DISTRICT	ETHNIC DIVERSITY		GENDER		Worship	Baptisms		Other		CHRISTIAN FORMATION GROUPS: CHURCH SCHOOL AND OTHER SMALL GROUP MINISTRIES					
	White	Multi-Racial	Female	Male	Average attendance at principal weekly worship service	Number of persons baptized this year (all ages)	Total baptized members who have not become professing members	Number of other constituents of the church	Total enrolled in confirmation classes this year	Number of Children (0-11 yrs.) in Christian groups and all other small groups	Number of Youth (12-18 yrs.) in Christian groups and all other small groups	Number of Young Adults (19-30 yrs.) in Christian groups and all other small groups	Number of Other Adults (31 + yrs.) in Christian groups and all other small groups	TOTAL number of persons in Christian groups and all other small groups (15+16+17+18)	Average attendance in Church School (all ages)
Church/Charge	9.f	9.g	9.h	9.i	10	11	12	13	14	15	16	17	18	19	20
Bartlett	137	0	92	51	26	0	0	0	0	0	0	0	6	6	0
BELTON: First	956	0	583	388	215	5	8	145	0	221	94	26	130	471	71
Mt. Zion	2	0	29	21	30	2	2	0	0	1	0	0	8	9	5
Kell's Branch	0	0	9	7	7	0	0	0	0	0	0	0	0	0	0
Bruceville-Eddy	215	0	115	104	51	4	25	14	0	9	12	1	46	68	11
CEDAR PARK: Good News	132	0	73	68	83	2	30	0	0	77	15	0	15	107	44
Rockbridge *	65	4	42	30	112	2	4	50	0	24	15	6	30	75	0
Copperas Cove: Grace	872	2	534	351	287	13	179	139	0	80	75	45	89	289	86
Evant	144	0	92	54	35	1	0	12	0	0	0	0	0	0	0
Purmela	34	0	18	16	18	0	1	4	0	0	0	0	0	0	12
Florence	247	0	136	119	75	8	3	8	2	10	15	0	15	40	30
Jarrell	49	0	31	23	31	0	6	0	0	4	35	2	8	49	13
Gatesville: First	592	0	338	260	157	12	65	68	7	154	35	10	143	342	62
GEORGETOWN: First	2,365	0	1,237	1,166	685	22	274	126	22	229	67	41	304	641	347
St. John	963	7	557	439	307	5	3	192	4	69	36	25	168	298	138
St. Paul	5	5	39	25	37	2	0	0	0	3	0	0	13	16	11
Wellspring	817	0	500	322	240	0	0	50	5	22	12	0	140	174	60
Granger	22	0	15	7	13	0	0	0	0	0	0	0	8	8	0
Harker Heights First	263	10	181	121	184	12	11	0	0	22	18	0	18	58	60
Hutto Discovery	150	3	93	70	121	8	50	50	9	40	25	20	0	85	60
Jonesboro	58	0	30	28	8	0	0	0	0	0	0	0	0	0	0
Temple Bethel	29	0	17	12	15	0	0	11	0	0	0	0	0	0	10
Lanham	32	0	17	15	13	0	0	0	0	0	0	0	0	0	0
KILLEEN: First	1,748	5	1,010	793	450	7	7	47	13	250	149	59	171	629	189
St. Andrew	308	0	191	135	95	4	51	74	0	41	16	0	70	127	29
St. Luke	38	14	351	120	380	4	80	125	0	30	70	20	70	190	120

CENTRAL TEXAS CONFERENCE STATISTICAL TABLES - 2010

TEMPLE DISTRICT	CHURCH MEMBERSHIP									EDUCATION & MINISTRY					
	ETHNIC DIVERSITY		GENDER		Worship	Baptisms		Other		CHRISTIAN FORMATION GROUPS: CHURCH SCHOOL AND OTHER SMALL GROUP MINISTRIES					
	White	Multi-Racial	Female	Male	Average attendance at principal weekly worship service	Number of persons baptized this year (all ages)	Total baptized members who have not become professing members	Number of other constituents of the church	Total enrolled in confirmation classes this year	Number of Children (0-11 yrs.) in Christian groups and all other small groups	Number of Youth (12-18 yrs.) in Christian groups and all other small groups	Number of Young Adults (19-30 yrs.) in Christian groups and all other small groups	Number of Other Adults (31 + yrs.) in Christian groups and all other small groups	TOTAL number of persons in Christian groups and all other small groups (15+16+17+18)	Average attendance in Church School (all ages)
Church/Charge	9.f	9.g	9.h	9.i	10	11	12	13	14	15	16	17	18	19	20
Little River	390	0	215	179	79	3	45	50	0	0	12	0	0	12	22
Moody: First	201	1	118	89	98	2	12	26	0	35	25	6	32	98	37
Moody-Leon	211	0	134	80	65	0	2	10	0	10	5	4	21	40	23
Mooreville	221	0	134	97	115	2	2	0	0	22	15	0	94	131	65
Nolanville	127	4	76	63	35	4	3	0	0	0	0	0	0	0	11
Pidcoke	116	1	63	54	30	0	0	28	0	0	0	0	0	0	12
Rogers	25	0	16	10	18	0	0	0	0	0	0	0	0	0	0
Rosebud	112	0	69	43	33	1	0	0	0	0	0	0	20	20	21
ROUND ROCK: First	4,573	169	2,715	2,216	1,354	95	266	1,545	48	1,222	682	78	1,755	3,737	677
Journey of Faith *	116	3	76	53	75	5	22	0	6	6	18	8	20	52	14
St. Philip's	1,184	1	662	612	346	12	7	332	20	180	96	21	319	616	116
Salado	937	4	501	454	251	10	82	47	7	81	40	57	141	319	172
TAYLOR: First	344	0	200	144	87	4	42	10	4	34	12	11	40	97	30
Tenth Street	171	0	77	96	37	3	29	8	0	0	0	0	10	10	8
Thrall	17	0	12	6	13	0	0	0	0	0	0	0	9	9	0
TEMPLE: First	2,421	0	1,005	1,430	639	23	273	152	35	64	58	0	53	175	341
Foundation at Lakewood	0	622	311	311	237	7	51	191	4	0	0	0	0	0	99
Oak Park	425	0	263	164	132	0	32	38	0	55	5	15	15	90	47
St. James	5	7	287	121	170	11	6	10	15	0	0	10	45	55	45
St. Paul	243	0	158	86	35	2	0	0	0	5	0	0	16	21	14
Holland	76	0	49	32	30	4	0	3	5	5	4	0	12	21	14
Topsey	0	0	0	0	0	0	0	0	0	0	0	0	0	0	0
Troy	319	1	185	137	97	8	31	78	7	0	12	0	12	24	43
TOTAL	22,477	863	13,656	11,222	7,651	309	1,704	3,643	213	3,005	1,673	465	4,066	9,209	3,169
LAST YEAR	22,952	230	13,580	11,087	7,544	278	1,772	4,068	206	2,699	1,375	369	3,642	8,085	2,946
CHANGE	(475)	633	76	135	107	31	(68)	(425)	7	306	298	96	424	1,124	223

* Uncharted

TEMPLE DISTRICT	CHRISTIAN FORMATION GROUPS: CHURCH SCHOOL AND OTHER SMALL GROUP MINISTRIES					UNITED METHODIST MEN		UNITED METHODIST WOMEN		VOLUNTEERS IN MISSION			
	Number of persons (all ages) in covenant discipleship groups	Number of participants in Vacation Bible School	Number of ongoing CLASSE (all ages) for learning in Sunday church school	Number of ongoing CLASSES for learning (all ages) other than Sunday church school	Number of short-term CLASSES and GROUPS (all ages) for learning	Membership in United Methodist Men	Amount Paid for UMM projects	Membership in United Methodist Women	Amount paid for UMW projects	Number of UMVIM teams sent from this local church	Number of church members participating in any UMVIM team	Number of other mission teams sent from this local church	Number of persons sent out on other mission teams from this local church
Church/Charge	21	22	23	24	25	26	27	28	29	30.a	30.b	31.a	31.b
Bartlett	0	0	0	1	0	0	0	0	0	0	0	0	0
BELTON: First	0	160	9	8	4	20	2,516	45	1,020	1	20	0	0
Mt. Zion	0	0	2	1	0	0	0	10	0	0	0	0	0
Kell's Branch	0	0	0	0	0	5	0	11	0	0	0	0	0
Bruceville-Eddy	0	30	3	1	0	0	0	0	0	0	0	3	8
CEDAR PARK: Good News	0	65	4	4	2	0	0	23	700	0	0	1	22
Rockbridge *	60	0	0	6	4	0	0	0	0	0	0	2	25
Copperas Cove: Grace	30	192	11	7	8	30	3,260	74	3,962	0	0	0	0
Evant	0	0	1	0	0	0	0	0	0	0	0	0	0
Purmela	4	0	2	0	0	0	0	0	0	0	0	0	0
Florence	0	52	5	8	2	15	0	12	330	0	0	3	12
Jarrell	0	0	0	0	0	0	0	0	0	0	0	0	0
Gatesville: First	0	110	6	9	2	15	1,810	52	437	0	0	0	0
GEORGETOWN: First	132	249	26	16	22	48	5,100	170	375	1	13	3	11
St. John	37	182	14	10	22	6	0	43	469	2	30	8	60
St. Paul	0	7	2	2	0	0	0	0	0	0	0	0	0
Wellspring	0	40	12	4	11	20	2,882	23	1,526	0	0	2	18
Granger	0	0	0	0	1	0	0	0	0	0	0	0	0
Harker Heights First	0	102	11	3	0	15	810	15	350	0	0	0	20
Hutto Discovery	60	422	7	5	11	0	0	11	1,065	0	0	0	0
Jonesboro	0	0	0	0	0	0	0	0	0	0	0	0	0
Temple Bethel	0	0	0	0	0	0	0	0	0	0	0	0	0
Lanham	0	0	0	0	0	0	0	0	0	0	0	0	0
KILLEEN: First	36	164	22	18	21	35	2,800	66	2,681	2	25	10	159
St. Andrew	0	52	6	4	4	17	3,081	20	2,874	0	1	1	20
St. Luke	80	100	7	2	2	45	1,800	247	12,000	0	0	2	10

TEMPLE DISTRICT	EDUCATION & MINISTRY												
	CHRISTIAN FORMATION GROUPS: CHURCH SCHOOL AND OTHER SMALL GROUP MINISTRIES					UNITED METHODIST MEN		UNITED METHODIST WOMEN		VOLUNTEERS IN MISSION			
	Number of persons (all ages) in covenant discipleship groups	Number of participants in Vacation Bible School	Number of ongoing CLASSE (all ages) for learning in Sunday church school	Number of ongoing CLASSES for learning (all ages) other than Sunday church school	Number of short-term CLASSES and GROUPS (all ages) for learning	Membership in United Methodist Men	Amount Paid for UMM projects	Membership in United Methodist Women	Amount paid for UMW projects	Number of UMVIM teams sent from this local church	Number of church members participating in any UMVIM team	Number of other mission teams sent from this local church	Number of persons sent out on other mission teams from this local church
Church/Charge	21	22	23	24	25	26	27	28	29	30.a	30.b	31.a	31.b
Little River	0	48	3	4	0	0	0	0	0	1	28	0	0
Moody: First	0	82	5	2	0	0	0	12	1,560	0	0	1	11
Moody-Leon	0	15	5	1	1	0	0	0	0	0	0	0	0
Mooreville	45	40	9	2	2	0	0	14	0	0	0	1	13
Nolanville	0	39	2	0	1	0	0	0	0	0	0	0	0
Pidcoke	0	0	1	0	0	18	800	0	0	1	1	0	0
Rogers	0	0	0	0	0	0	0	8	1,356	0	0	0	0
Rosebud	0	0	0	0	0	0	0	10	445	0	0	0	0
ROUND ROCK: First	185	788	33	64	55	110	17,316	182	5,976	11	1,420	4	62
Journey of Faith *	0	45	3	2	1	0	0	0	0	0	0	1	19
St. Philip's	40	218	13	12	11	15	2,200	25	4,694	0	0	4	66
Salado	123	225	14	12	10	26	3,737	10	1,367	4	87	0	0
TAYLOR: First	13	40	6	2	2	0	0	31	1,250	0	0	0	0
Tenth Street	10	0	1	2	2	20	75	21	325	0	0	0	0
Thrall	9	0	0	1	2	0	0	0	0	0	0	0	0
TEMPLE: First	0	340	29	14	5	46	0	69	708	0	0	1	0
Foundation at Lakewood	0	102	10	9	5	0	0	0	0	0	0	17	201
Oak Park	0	102	6	3	0	32	926	52	0	0	0	1	0
St. James	0	0	0	4	0	33	1,730	38	2,145	0	0	0	0
St. Paul	14	0	4	1	1	7	564	10	476	0	0	0	0
Holland	10	0	2	1	0	5	0	11	20	0	0	0	0
Topsey	0	0	0	0	0	0	0	0	0	0	0	0	0
Troy	0	100	9	0	3	0	0	18	2,000	0	0	1	10
TOTAL	888	4,111	305	245	217	583	51,407	1,333	50,111	23	1,625	66	747
LAST YEAR	719	3,373	285	218	259	618	42,095	1,281	45,945	23	284	52	739
CHANGE	169	738	20	27	(42)	(35)	9,312	52	4,166	0	1,341	14	8

* Uncharted

TEMPLE DISTRICT	WEEKDAY MINISTRIES				PROPERTY AND OTHER ASSETS		LIABILITIES		GENERAL CHURCH					
	Number of community ministries for daycare and/or education	Number of persons impacted by community ministries for daycare and education	Number of community ministries for outreach, justice, and mercy	Number of persons impacted by community ministries for outreach, justice, and mercy	Market value of church-owned land, buildings, and equipment (church and parsonage values combined)	Market value of all other church-owned assets	Debt secured by church physical assets	Other indebtedness	World Service (45.74% of Fund 9)	Ministerial Education Fund Paid	Black College Fund Paid	Africa University Paid	Episcopal Fund Paid	Interdenominational Cooperation Paid
Church/Charge	32	33	34	35	36	37	38	39	70.b	71.b	72.b	73.b	88.b	86.b
Bartlett	0	0	2	150	566,200	10,500	0	0	1,297	0	0	0	191	0
BELTON: First	4	186	16	400	3,886,000	350,000	0	0	8,926	2,916	1,163	260	2,343	227
Mt. Zion	0	0	0	0	350,000	80,000	0	0	523	171	68	15	137	13
Kell's Branch	0	0	0	0	38,000	0	0	0	39	10	5	1	10	1
Bruceville-Eddy	0	0	0	0	650,000	0	76,795	0	871	285	114	25	229	22
CEDAR PARK: Good News	0	0	13	1,200	1,200,000	674,530	0	0	548	632	252	56	508	49
Rockbridge *	0	0	0	0	0	0	0	0	0	0	0	0	0	0
Copperas Cove: Grace	2	81	6	295	937,144	53,592	0	0	5,847	1,910	762	171	1,535	149
Evant	0	0	0	0	475,000	300,520	0	0	1,123	367	146	33	295	29
Purmela	0	0	4	38	107,000	7,894	0	0	290	95	38	8	76	7
Florence	0	0	3	300	375,000	73,139	0	0	1,936	632	252	56	508	49
Jarrell	0	0	0	0	193,844	193,844	0	0	407	133	53	12	107	10
Gatesville: First	9	44	7	2,000	2,626,000	289,348	0	0	5,885	1,923	767	172	1,545	150
GEORGETOWN: First	6	187	11	341	10,288,281	695,722	1,661,312	0	27,841	9,095	3,628	812	7,308	708
St. John	1	14	4	2,075	5,330,000	326,452	0	0	9,913	3,238	1,292	289	2,602	252
St. Paul	0	0	0	0	137,284	0	0	0	426	139	56	12	112	11
Wellspring	2	66	2	500	3,347,737	276,138	1,439,060	0	8,810	2,878	1,148	257	2,312	224
Granger	0	0	1	100	145,000	15,000	0	0	97	32	13	3	25	2
Harker Heights First	0	0	2	50	1,738,958	15,000	225,181	0	3,098	1,012	404	90	813	79
Hutto Discovery	3	35	1	30	10,431,178	0	388,195	0	1,743	569	227	51	457	44
Jonesboro	0	0	0	0	0	0	0	0	77	25	10	2	20	2
Temple Bethel	0	0	0	0	0	0	0	0	97	32	13	3	25	2
Lanham	0	0	0	0	0	0	0	0	116	38	15	3	30	3
KILLEEN: First	1	137	19	14,500	858,005	209,432	3,063,977	0	13,766	4,497	1,794	402	3,613	350
St. Andrew	0	0	7	411	1,500,000	6,143	0	0	2,594	848	338	76	681	66
St. Luke	0	0	2	130	1,045,440	0	700,000	0	5,344	1,746	696	156	1,403	136

TEMPLE DISTRICT	EDUCATION & MINISTRY								APPORTIONMENTS					
	WEEKDAY MINISTRIES				PROPERTY AND OTHER ASSETS		LIABILITIES		GENERAL CHURCH					
	Number of community ministries for daycare and/or education	Number of persons impacted by community ministries for daycare and education	Number of community ministries for outreach, justice, and mercy	Number of persons impacted by community ministries for outreach, justice, and mercy	Market value of church-owned land, buildings, and equipment (church and parsonage values combined)	Market value of all other church-owned assets	Debt secured by church physical assets	Other indebtedness	World Service (45.74% of Fund 9)	Ministerial Education Fund Paid	Black College Fund Paid	Africa University Paid	Episcopal Fund Paid	Interdenominational Cooperation Paid
Church/Charge	32	33	34	35	36	37	38	39	70.b	71.b	72.b	73.b	88.b	86.b
Little River	0	0	1	18	0	7,150	0	9,575	2,130	696	278	62	559	54
Moody: First	1	25	4	57	966,093	160,909	0	27,607	1,239	405	161	36	325	32
Moody-Leon	0	0	0	0	566,543	50,947	0	0	1,026	335	134	30	269	26
Mooreville	0	0	3	100	650,000	60,000	40,000	0	1,258	411	164	37	330	32
Nolanville	0	0	2	0	404,100	80,730	0	0	678	221	88	20	178	17
Pidcoke	0	0	0	0	500,000	9,800	0	0	504	164	66	15	132	13
Rogers	0	0	0	0	0	0	0	0	329	108	43	10	86	8
Rosebud	0	0	0	0	710,000	156,000	0	0	1,046	342	136	30	274	27
ROUND ROCK: First	8	498	14	1,522	12,915,875	625,000	7,361,008	0	25,886	8,456	3,374	755	6,797	658
Journey of Faith *	0	0	0	0	450,000	5,000	191,856	6,500	0	0	0	0	0	0
St. Philip's	1	97	35	6,700	3,110,400	602,557	576,421	0	10,378	3,390	1,352	303	2,724	264
Salado	5	291	7	940	3,562,149	217,296	611,503	0	8,326	2,720	1,085	243	2,185	212
TAYLOR: First	1	30	2	0	1,494,444	173,037	0	0	2,072	677	270	60	544	53
Tenth Street	0	0	5	25	1,269,500	260,576	0	0	1,162	379	151	34	305	30
Thrall	0	0	2	9	65,083	40,000	0	0	310	101	40	9	81	8
TEMPLE: First	8	203	0	0	22,220,537	292,017	3,143,708	0	19,574	6,394	2,551	571	5,138	498
Foundation at Lakewood	0	0	0	0	3,599,951	380,000	2,283,214	0	5,267	1,720	686	154	1,382	134
Oak Park	1	30	1	525	2,165,000	225,000	96,126	0	4,182	1,366	545	122	1,098	105
St. James	0	0	0	0	2,500,000	250,000	700,000	0	1,413	462	185	41	371	36
St. Paul	0	0	0	0	555,000	17,600	0	0	988	323	129	29	259	25
Holland	0	0	0	0	175,000	0	0	0	368	120	48	11	98	9
Topsey	0	0	0	0	0	0	0	0	116	38	15	3	30	3
Troy	0	0	0	0	950,000	323,038	0	0	2,362	772	308	69	620	60
TOTAL	53	1,924	176	32,416	105,055,746	7,513,911	22,558,356	43,682	192,228	62,823	25,063	5,609	50,670	4,889
LAST YEAR	36	1,660	118	23,204	95,551,254	6,401,228	19,919,744	50,234	198,619	61,975	24,726	5,534	48,673	4,829
CHANGE	17	264	58	9,212	9,504,492	1,112,683	2,638,612	(6,552)	(6,391)	848	337	75	1,997	60

* Uncharted

TEMPLE DISTRICT	JURISDICTIONAL			CLERGY BENEFITS						ADMINISTRATION AND BENEVOLENCES				
	Mount Sequoyah Paid	Lydia Patterson Paid	SMU Campus Ministry Paid	Clergy Health Insurance Paid	Conference Claimants/CPP Paid	Retiree Health Benefits Paid	Equitable Compensation Paid	District Superintendent Paid	Other Clergy Benefits Paid	Property and Administration Paid	Conference Benevolences (54.26% of Fund 9)	Texas Methodist Colleges Paid	Wesley Foundations Paid	Glen Lake Camp Paid
Church/Charge	74.b	75.b	76.b	82.b	90.b	91.b	87.b	89.b	81.b	85.b	70.b	77.b	78.b	84.b
Bartlett	0	0	0	2,275	149	0	57	830	0	0	1,539	0	0	0
BELTON: First	85	468	47	15,650	8,341	1,655	377	5,709	712	7,404	10,588	662	2,073	298
Mt. Zion	5	22	3	917	489	97	22	334	42	434	620	39	121	17
Kell's Branch	1	2	1	68	36	7	2	25	3	32	46	3	9	1
Bruceville-Eddy	8	36	5	1,528	814	162	37	557	70	823	1,034	65	254	28
CEDAR PARK: Good News	18	91	10	1,162	1,162	359	82	1,162	154	1,163	649	144	450	65
Rockbridge *	0	0	0	0	0	0	0	0	0	0	0	0	0	0
Copperas Cove: Grace	56	245	31	10,252	5,464	1,084	247	3,740	466	4,850	6,936	434	1,358	195
Evant	11	47	6	1,969	1,049	208	47	718	90	932	1,332	83	261	37
Purmela	3	12	2	509	271	55	12	186	23	241	345	22	67	10
Florence	18	81	10	3,395	1,811	359	82	1,238	154	1,606	2,297	144	450	65
Jarrell	4	17	2	713	381	75	17	260	32	337	482	30	94	14
Gatesville: First	56	248	31	10,320	5,500	1,091	249	3,765	470	4,882	6,982	437	1,367	196
GEORGETOWN: First	265	1,165	146	48,818	26,019	5,162	1,177	17,808	2,221	23,095	33,027	2,065	6,466	929
St. John	95	415	52	17,381	9,264	1,838	419	6,340	791	8,223	11,760	735	2,302	331
St. Paul	4	18	2	747	398	79	18	272	34	353	505	32	99	14
Wellspring	84	369	46	15,446	8,233	1,633	372	5,635	703	7,307	10,450	653	2,046	294
Granger	1	4	1	170	90	18	4	62	8	80	115	7	22	4
Harker Heights First	30	130	16	5,432	2,895	574	131	1,981	247	2,570	3,675	230	719	102
Hutto Discovery	17	73	9	3,055	1,628	323	74	1,115	139	1,445	2,067	129	405	59
Jonesboro	1	3	1	136	72	14	3	50	7	64	92	6	18	3
Temple Bethel	1	4	1	170	90	18	4	62	9	80	115	7	22	3
Lanham	1	5	1	204	109	22	4	74	9	96	138	9	27	4
KILLEEN: First	131	576	72	24,137	12,865	2,552	582	8,805	1,098	11,419	16,330	1,021	3,197	459
St. Andrew	25	109	13	4,549	2,425	481	110	1,659	207	2,152	3,078	192	602	87
St. Luke	51	224	26	9,370	4,994	991	226	3,418	426	4,433	6,339	396	1,241	178

CENTRAL TEXAS CONFERENCE STATISTICAL TABLES - 2010

TEMPLE DISTRICT	APPORTIONMENTS													
	JURISDICTIONAL			CLERGY BENEFITS						ADMINISTRATION AND BENEVOLENCES				
	Mount Sequoyah Paid	Lydia Patterson Paid	SMU Campus Ministry Paid	Clergy Health Insurance Paid	Conference Claimants/CPP Paid	Retiree Health Benefits Paid	Equitable Compensation Paid	District Superintendent Paid	Other Clergy Benefits Paid	Property and Administration Paid	Conference Benevolences (54.26% of Fund 9)	Texas Methodist Colleges Paid	Wesley Foundations Paid	Glen Lake Camp Paid
Church/Charge	74.b	75.b	76.b	82.b	90.b	91.b	87.b	89.b	81.b	85.b	70.b	77.b	78.b	84.b
Little River	20	89	11	3,734	1,990	395	90	1,362	170	1,767	2,526	158	495	71
Moody: First	12	52	6	2,173	1,158	230	52	793	99	1,028	1,470	92	288	41
Moody-Leon	10	43	5	1,799	959	191	43	656	82	851	1,217	76	240	34
Moorevlle	12	53	7	2,207	1,176	234	53	805	100	1,044	1,493	93	292	42
Nolanville	6	28	4	1,188	633	127	29	433	54	562	804	50	157	23
Pidcoke	4	21	3	883	470	93	21	322	40	418	597	37	117	17
Rogers	3	14	2	577	308	61	14	211	26	273	391	24	76	10
Rosebud	10	44	5	1,833	977	194	44	669	83	867	1,240	78	243	35
ROUND ROCK: First	247	1,083	132	45,389	24,191	4,800	1,094	16,557	2,065	21,473	30,708	1,920	6,011	864
Journey of Faith *	0	0	0	0	0	0	0	0	0	0	0	0	0	0
St. Philip's	99	434	54	18,196	9,698	1,924	439	6,638	828	8,608	12,311	770	2,410	346
Salado	79	348	44	14,597	7,780	1,544	352	5,325	664	6,906	9,876	617	1,933	278
TAYLOR: First	20	87	11	3,632	1,936	384	88	1,325	165	1,718	2,457	154	481	69
Tenth Street	11	49	6	2,036	1,086	215	49	743	93	964	1,378	86	270	39
Thrall	3	13	2	543	289	57	13	198	25	257	367	23	72	12
TEMPLE: First	187	816	102	34,322	18,293	3,629	828	12,520	1,562	16,237	23,221	1,452	4,546	653
Foundation at Lakewood	50	220	28	9,234	4,921	976	223	3,368	420	4,368	6,247	391	1,223	177
Oak Park	40	175	22	7,333	3,908	775	177	2,675	334	3,469	4,961	310	971	140
St. James	13	59	7	2,478	1,321	262	60	904	113	1,172	1,677	105	328	47
St. Paul	9	41	5	1,731	923	183	42	632	79	819	1,171	73	229	33
Holland	4	15	2	645	344	68	16	235	29	305	436	27	87	12
Topsey	1	5	1	204	109	22	5	74	9	96	138	8	27	4
Troy	23	99	12	4,142	2,207	438	100	1,511	188	1,959	2,802	175	549	79
TOTAL	1,834	8,152	1,005	337,249	179,226	35,659	8,187	123,761	15,343	159,182	228,029	14,264	44,715	6,419
LAST YEAR	1,824	8,080	1,002	301,567	178,794	31,928	8,088	121,323	12,558	171,669	235,613	25,074	49,349	13,481
CHANGE	10	72	3	35,682	432	3,731	99	2,438	2,785	(12,487)	(7,584)	(10,810)	(4,634)	(7,062)

* Uncharted

TEMPLE DISTRICT	DISTRICT			TOTALS AND PERCENT PAID			CONFERENCE				DISTRICT			
	District Work Fund Paid	District Missions Paid	Wesley Foundations Special Paid	Total amount APPORTIONED to the local church for all causes paid to AC Treasurer	Total amount PAID by the local church for all apportioned causes to AC Treasurer	Payout Percentage	Addesgate Enrichment Center	Global Aids	Justice for Our Neighbors	United Centers	Central Texas Senior Ministry	Laura Edwards Community Center	Metro Board of Missions	Tarrant Area Community of Churches
Church/Charge	83.b	80.b	79.b	40.a	40.b	X	108	114	110	111	112	113	115	116
Bartlett	0	0	0	10,903	6,338	58	0	0	0	0	0	0	0	0
BELTON: First	5,209	0	0	75,018	75,113	100	25	0	0	0	0	0	0	0
Mt. Zion	305	0	0	4,394	4,394	100	19	32	15	19	0	0	0	0
Kell's Branch	23	0	0	325	325	100	1	2	1	1	0	0	0	0
Bruceville-Eddy	456	0	0	7,323	7,423	101	32	53	25	32	0	0	0	0
CEDAR PARK: Good News	1,130	0	0	16,273	9,846	61	0	0	0	0	0	0	0	0
Rockbridge *	0	0	0	0	0	0	0	0	0	0	0	0	0	0
Copperas Cove: Grace	3,412	0	0	49,144	49,144	100	217	355	143	239	0	0	0	0
Evant	655	0	0	9,438	9,438	100	42	68	32	42	0	0	0	0
Purmela	169	0	0	2,441	2,441	100	0	0	0	0	0	0	0	0
Florence	1,130	0	0	16,273	16,273	100	72	118	55	72	0	0	0	0
Jarrell	237	0	0	3,417	3,417	100	0	0	0	0	0	0	0	0
Gatesville: First	3,435	0	0	49,469	49,471	100	1,280	0	0	0	0	0	0	0
GEORGETOWN: First	16,248	0	0	234,003	234,003	100	1,500	0	1,000	0	0	0	0	0
St. John	5,785	0	0	83,317	83,317	100	0	0	0	0	0	0	0	0
St. Paul	249	0	0	3,580	3,580	100	16	26	12	16	0	0	0	0
Wellspring	5,141	0	0	74,041	74,041	100	0	0	0	0	0	0	0	0
Granger	56	0	0	814	814	100	0	0	0	0	0	0	0	0
Harker Heights First	1,808	0	0	26,036	26,036	100	115	188	177	115	0	0	0	200
Hutto Discovery	1,017	0	0	14,646	14,646	100	74	106	49	65	0	0	0	0
Jonesboro	45	0	0	651	651	100	3	5	2	3	0	0	0	0
Temple Bethel	56	0	0	814	814	100	4	6	3	4	0	0	0	0
Lanham	68	0	0	976	976	100	4	7	3	4	0	0	0	0
KILLEEN: First	8,034	0	0	115,700	115,700	100	0	0	0	0	0	0	0	0
St. Andrew	1,514	0	0	21,806	21,806	100	8	0	0	0	0	0	0	0
St. Luke	3,119	0	0	44,913	44,913	100	198	325	151	78	0	0	0	120

CENTRAL TEXAS CONFERENCE STATISTICAL TABLES - 2010

TEMPLE DISTRICT	APPORTIONMENTS						ASKINGS AND FAIR SHARE GOALS							
	DISTRICT			TOTALS AND PERCENT PAID			CONFERENCE				DISTRICT			
	District Work Fund Paid	District Missions Paid	Wesley Foundations Special Paid	Total amount APPORTIONED to the local church for all causes paid to AC Treasurer	Total amount PAID by the local church for all apportioned causes to AC Treasurer	Payout Percentage	Aldersgate Enrichment Center	Global Aids	Justice for Our Neighbors	United Centers	Central Texas Senior Ministry	Laura Edwards Community Center	Metro Board of Missions	Tarrant Area Community of Churches
Church/Charge	83.b	80.b	79.b	40.a	40.b	X	108	114	110	111	112	113	115	116
Little River	1,243	0	0	17,900	17,900	100	79	129	60	79	0	0	0	0
Moody: First	723	0	0	10,415	10,415	100	46	75	35	46	4	0	0	0
Moody-Leon	599	0	0	8,625	8,625	100	38	62	29	38	0	0	0	0
Mooreville	734	0	0	10,577	10,577	100	47	76	35	47	0	0	0	0
Nolanville	395	0	0	5,695	5,695	100	25	41	19	25	0	0	0	0
Pidcoke	294	0	0	4,231	4,231	100	19	31	14	19	0	0	0	0
Rogers	192	0	0	2,766	2,766	100	12	20	9	12	0	0	0	0
Rosebud	610	0	0	8,787	8,787	100	0	0	0	0	0	0	0	0
ROUND ROCK: First	15,107	0	0	217,567	217,567	100	0	0	0	0	0	0	0	0
Journey of Faith *	0	0	0	0	0	0	0	0	0	0	0	0	0	0
St. Philip's	6,056	0	0	87,222	87,222	100	0	0	0	0	0	0	0	0
Salado	4,859	0	0	69,973	69,973	100	499	0	0	0	0	0	0	0
TAYLOR: First	1,209	0	0	17,412	17,412	100	77	126	58	77	0	0	0	0
Tenth Street	678	0	0	9,764	9,764	100	40	0	0	0	0	0	0	0
Thrall	181	0	0	2,604	2,604	100	11	19	9	11	0	0	0	0
TEMPLE: First	11,424	0	0	164,518	164,518	100	0	0	0	0	0	0	0	0
Foundation at Lakewood	3,073	0	0	44,262	44,262	100	0	0	0	0	0	0	0	0
Oak Park	2,441	0	0	35,149	35,149	100	155	254	118	155	0	0	0	0
St. James	825	0	0	11,879	11,879	100	52	86	40	52	0	0	0	0
St. Paul	576	0	0	8,299	8,299	100	37	60	28	37	0	0	0	0
Holland	215	0	0	3,092	3,094	100	114	22	10	14	50	0	0	0
Topsey	68	0	0	976	976	100	4	7	3	4	0	0	0	0
Troy	1,378	0	0	19,853	19,853	100	88	143	67	88	0	0	0	0
TOTAL	112,181	0	0	1,627,281	1,616,488	100	4,953	2,442	2,202	1,394	54	0	0	320
LAST YEAR	113,354	0	10	1,617,853	1,618,069	100	5,938	59	1,135	1,568	59	9	9	9
CHANGE	(1,173)	0	(10)	9,428	(1,581)	(0)	(985)	2,383	1,067	(174)	(5)	(9)	(9)	311

* Uncharted

TEMPLE DISTRICT	SPECIAL DAY OFFERINGS													
	Annual Conference Offering (Restorative Justice Ministries)	Christian Education Sunday	Church Growth Special	Golden Cross Sunday	Human Relations Sunday	Methodist Children's Home Waco	Methodist Mission Home of San Antonio	Native American Ministries	One Great Hour of Sharing	Peace with Justice	Thanksgiving Offering - Hunger (GBGM & Local Ministry Grants)	UM Student Day	Wesleyan Homes	World Communion
Church/Charge	102	99	124	100	117	105	104	120	118	119	103	122	106	121
Bartlett	0	0	0	0	0	0	0	0	0	0	0	0	0	0
BELTON: First	470	25	0	0	50	0	280	50	88	30	458	100	35	53
Mt. Zion	0	0	0	75	0	0	0	0	0	0	0	0	100	0
Kell's Branch	0	0	0	0	0	0	0	0	0	0	0	0	0	0
Bruceville-Eddy	620	0	0	0	0	70	0	0	0	0	0	0	0	0
CEDAR PARK: Good News	55	0	0	0	0	13	0	0	0	0	0	71	0	0
Rockbridge *	0	0	0	0	0	0	0	0	0	0	0	0	0	0
Copperas Cove: Grace	507	110	0	0	157	0	0	190	289	149	0	0	0	0
Evant	0	0	0	0	0	0	0	0	0	0	0	0	0	0
Purmela	0	0	0	0	0	0	0	0	0	0	0	0	0	0
Florence	0	0	0	0	0	100	0	0	0	0	0	25	25	5
Jarrell	0	0	0	0	0	0	0	0	0	0	0	0	0	0
Gatesville: First	2,162	50	0	0	25	185	0	25	0	25	25	55	25	36
GEORGETOWN: First	1,050	0	0	0	0	1,716	1,716	0	0	0	1,716	0	0	0
St. John	701	0	0	0	195	0	0	0	0	226	0	0	92	93
St. Paul	0	0	0	0	0	0	0	0	0	0	0	0	0	0
Wellspring	701	0	0	0	0	0	0	0	0	0	0	150	0	0
Granger	50	0	0	0	0	0	0	0	0	0	0	0	0	0
Harker Heights First	0	50	0	0	28	515	0	413	250	28	0	45	0	56
Hutto Discovery	481	82	0	27	63	77	0	0	79	27	82	41	0	97
Jonesboro	0	0	0	0	0	0	0	0	0	0	0	0	0	0
Temple Bethel	4	0	0	0	0	70	25	0	20	0	0	0	25	30
Lanham	0	0	0	8	0	100	0	0	0	0	0	0	0	0
KILLEEN: First	168	0	0	0	20	0	0	0	1,564	0	0	0	0	0
St. Andrew	0	29	0	24	0	0	12	0	15	0	0	0	20	41
St. Luke	0	0	0	0	0	0	0	0	0	0	0	0	0	0

TEMPLE DISTRICT	BENEVOLENCES													
	SPECIAL DAY OFFERINGS													
	Annual Conference Offering (Restorative Justice Ministries)	Christian Education Sunday	Church Growth Special	Golden Cross Sunday	Human Relations Sunday	Methodist Children's Home Waco	Methodist Mission Home of San Antonio	Native American Ministries	One Great Hour of Sharing	Peace with Justice	Thanksliving Offering - Hunger (GBGM & Local Ministry Grants)	UM Student Day	Wesleyan Homes	World Communion
Church/Charge	102	99	124	100	117	105	104	120	118	119	103	122	106	121
Little River	0	0	0	0	0	0	0	0	0	0	0	0	0	0
Moody: First	0	0	0	0	0	41	0	0	0	0	0	0	0	0
Moody-Leon	30	10	0	10	10	610	0	10	10	10	0	10	10	10
Mooreville	500	41	0	47	0	0	48	2	11	14	0	0	50	44
Nolanville	192	0	0	0	0	0	0	0	0	0	0	0	0	0
Pidcoke	0	0	0	0	0	100	100	0	100	0	0	0	50	0
Rogers	0	0	0	0	0	0	0	0	0	0	0	0	0	0
Rosebud	0	0	0	0	0	0	0	0	0	0	0	0	0	0
ROUND ROCK: First	0	0	0	0	0	0	0	0	0	0	0	0	0	0
Journey of Faith *	0	0	0	0	0	0	0	0	0	0	0	0	0	0
St. Philip's	3,000	0	0	0	25	0	0	85	375	115	0	25	200	0
Salado	300	0	0	0	0	3,324	152	0	0	0	0	348	0	0
TAYLOR: First	0	0	0	0	0	0	0	0	0	0	0	0	0	0
Tenth Street	95	0	0	0	0	65	30	32	45	0	0	30	50	20
Thrall	0	0	0	0	0	0	0	0	0	0	0	25	0	0
TEMPLE: First	0	0	0	0	0	0	0	0	0	0	0	100	0	0
Foundation at Lakewood	0	0	0	0	0	0	0	0	0	0	0	683	0	0
Oak Park	1,200	0	0	10	0	0	10	10	0	0	0	10	10	0
St. James	200	0	0	0	0	0	0	0	0	0	0	250	0	0
St. Paul	0	0	0	0	0	0	0	0	0	0	0	0	0	0
Holland	50	50	0	50	50	100	100	50	50	50	75	50	50	50
Topsey	0	0	0	0	0	0	0	0	0	0	0	0	0	0
Troy	0	0	0	0	0	0	0	0	0	0	226	0	0	0
TOTAL	12,536	447	0	251	623	7,086	2,473	867	2,896	674	2,582	2,018	742	535
LAST YEAR	2,705	422	NA	894	607	7,710	3,152	1,182	4,600	830	3,329	2,093	2,606	839
CHANGE	9,831	25	NA	(643)	16	(624)	(679)	(315)	(1,704)	(156)	(747)	(75)	(1,864)	(304)

* Uncharted

TEMPLE DISTRICT	OTHER BENEVOLENCES										STATISTICS USED TO FIGURE THE DECIMAL						
	Total amount of all other funds sent to AC Treasurer for connectional mission and ministry	Church Growth Shares	Conference Advance Specials	Direct Gifts to United Methodist causes (not sent to AC Treasurer)	General Advance Specials	Homes for Retired Ministers	Non-United Methodist benevolent and charitable causes	Offer Them Christ Capital Funds Campaign	World Service Specials	Youth Service Fund	Pension paid by local church to Board of Pensions	Total amount paid in base compensation to pastor	Total amount paid in base compensation to all associate pastors	Housing & utilities for pastor and associates	Other non-ARP cash allowances paid to pastor and associate(s)	Deacons compensation	Diaconal Ministers compensation
Church/Charge	46	65.5	45	48	42	101	49	92	43	44	51.a	53	54	55	57	58	59
Bartlett	0	0	0	0	160	0	0	0	0	0	4,500	26,450	0	4,800	0	0	0
BELTON: First	0	0	25	571	6,864	90	23,683	0	0	0	10,469	61,634	0	8,720	0	0	0
Mt. Zion	0	0	85	0	0	0	0	0	0	0	0	14,500	0	0	0	0	0
Kell's Branch	0	0	5	0	0	0	0	0	0	0	0	1,590	0	0	0	0	0
Bruceville-Eddy	0	120	142	0	55	0	0	0	0	0	3,294	27,617	0	0	0	0	0
CEDAR PARK: Good News	0	0	0	0	1,049	0	274	0	0	0	8,490	36,355	0	17,500	0	0	0
Rockbridge *	0	58	0	0	0	0	20,829	0	0	0	9,871	33,000	0	28,200	0	0	0
Copperas Cove: Grace	0	644	954	2,500	6,000	166	1,781	0	0	0	11,908	67,982	25,640	17,004	0	0	0
Evant	0	60	184	0	0	0	2,202	0	0	0	0	19,200	0	0	0	0	0
Purmela	0	0	0	201	51	0	450	0	0	0	666	11,200	0	0	0	0	0
Florence	0	0	317	0	560	0	0	0	0	0	7,498	26,200	0	4,800	700	0	0
Jarrell	0	0	0	0	0	0	0	0	0	0	1,945	11,246	0	0	0	0	0
Gatesville: First	0	12	1,280	100	3,010	0	1,476	0	0	0	10,494	65,156	0	0	0	0	0
GEORGETOWN: First	3,000	3,642	2,500	0	21,403	0	63,597	0	0	0	21,940	95,890	83,939	18,722	2,145	0	0
St. John	0	3,780	0	4,810	4,050	0	20,859	0	0	0	10,685	71,245	0	4,338	0	0	0
St. Paul	0	0	70	0	0	0	261	0	0	0	922	14,300	0	0	0	0	0
Wellspring	0	0	0	299	2,754	0	3,275	0	0	0	10,553	62,026	0	22,200	0	0	0
Granger	0	1	0	205	55	0	92	0	0	0	0	3,120	0	0	0	0	0
Harker Heights First	100	0	795	0	4,074	0	0	0	0	0	8,892	47,071	0	6,388	0	0	0
Hutto Discovery	0	60	294	0	0	30	8,389	0	0	0	8,284	29,433	0	13,200	0	0	0
Jonesboro	0	0	13	0	0	0	0	0	0	0	0	2,400	0	0	0	0	0
Temple Bethel	20	0	17	0	0	30	0	0	0	0	0	3,000	0	0	0	0	0
Lanham	0	0	18	0	0	0	0	0	0	0	0	3,600	0	0	0	0	0
KILLEEN: First	0	0	0	2,500	3,648	0	1,000	0	0	0	20,120	75,005	44,724	10,653	0	0	0
St. Andrew	0	1,361	8	1,272	3,240	18	6,292	0	0	0	9,336	34,617	0	9,000	6,590	0	0
St. Luke	0	0	872	0	0	0	0	0	0	0	0	37,123	0	3,000	0	0	0

CENTRAL TEXAS CONFERENCE STATISTICAL TABLES - 2010

TEMPLE DISTRICT	BENEVOLENCES										LOCAL CHURCH EXPENDITURES						
	OTHER BENEVOLENCES										STATISTICS USED TO FIGURE THE DECIMAL						
	Total amount of all other funds sent to AC Treasurer for connectional mission and ministry	Church Growth Shares	Conference Advance Specials	Direct Gifts to United Methodist causes (not sent to AC Treasurer)	General Advance Specials	Homes for Retired Ministers	Non-United Methodist benevolent and charitable causes	Offer Them Christ Capital Funds Campaign	World Service Specials	Youth Service Fund	Pension paid by local church to Board of Pensions	Total amount paid in base compensation to pastor	Total amount paid in base compensation to all associate pastors	Housing & utilities for pastor and associates	Other non-ARP cash allowances paid to pastor and associate(s)	Deacons compensation	Diaconal Ministers compensation
Church/Charge	46	65.5	45	48	42	101	49	92	43	44	51.a	53	54	55	57	58	59
Little River	0	0	347	0	0	0	0	0	0	0	9,579	36,000	0	4,083	0	0	0
Moody: First	0	90	206	0	130	0	1,138	0	0	0	4,028	12,935	0	2,499	0	0	0
Moody-Leon	1,520	800	167	421	1,421	10	1,500	0	0	0	5,106	14,167	0	2,500	550	0	0
Mooreville	266	120	205	0	0	7	0	0	0	0	6,326	45,300	0	0	0	0	0
Nolanville	0	0	110	591	0	0	425	0	0	0	2,129	18,874	0	4,790	0	0	0
Pidcoke	390	0	83	0	160	100	0	0	0	0	90	13,800	0	0	0	0	0
Rogers	0	0	53	0	0	0	0	0	0	0	0	0	0	5,100	0	0	0
Rosebud	0	0	0	0	0	0	0	0	0	0	0	27,295	0	0	0	0	0
ROUND ROCK: First	0	360	0	72,703	0	0	49,671	0	0	0	26,031	112,128	53,972	85,749	0	0	0
Journey of Faith *	0	0	0	1,020	653	0	2,939	0	0	0	8,287	32,561	0	31,000	0	0	0
St. Philip's	500	0	0	0	10,144	0	9,000	0	0	0	20,954	57,292	40,472	66,533	5,045	0	0
Salado	348	0	499	0	3,030	0	36,315	0	0	0	11,968	51,426	7,858	7,140	0	0	0
TAYLOR: First	0	0	338	0	0	0	0	0	0	0	8,670	25,292	0	6,281	0	0	0
Tenth Street	0	690	40	345	0	20	55	0	0	0	7,166	26,251	0	4,000	0	0	0
Thrall	0	0	50	0	40	0	150	0	0	0	0	8,000	0	200	0	0	0
TEMPLE: First	0	2,040	0	0	0	0	0	0	0	0	24,028	106,631	70,510	54,581	0	0	0
Foundation at Lakewood	500	720	0	0	3,837	0	21,258	0	0	0	10,054	48,106	0	19,200	1,883	0	0
Oak Park	0	0	682	100	322	10	1,672	0	0	0	10,857	48,894	0	7,200	3,000	0	0
St. James	0	350	230	750	0	0	500	0	0	0	7,515	33,264	0	3,198	200	0	0
St. Paul	0	0	162	300	800	0	220	0	0	0	0	11,840	0	7,580	7,580	0	0
Holland	150	0	210	957	148	50	0	0	0	73	0	5,500	0	2,600	0	0	0
Topsey	0	0	18	0	0	0	0	0	0	0	0	1,320	0	2,280	0	0	0
Troy	0	240	386	365	299	0	0	0	0	0	9,261	36,518	0	12,000	0	0	0
TOTAL	6,794	15,148	11,365	90,010	77,957	531	279,303	0	0	73	331,916	1,654,354	327,115	497,039	27,693	0	0
LAST YEAR	8,978	28,012	NA	32,991	40,444	606	198,526	76	0	50	253,414	1,621,878	397,104	528,228	57,348	0	0
CHANGE	(2,184)	(12,864)	NA	57,019	37,513	(75)	80,777	(76)	0	23	78,502	32,476	(69,989)	(31,189)	(29,655)	0	0

* Uncharted

TEMPLE DISTRICT	STATISTICS USED TO FIGURE THE DECIMAL			OTHER EXPENDITURES		CAPITAL EXPENDITURES		TOTAL PAID	GIVING UNITS	RECEIVED FOR ANNUAL BUDGET / SPENDING PLAN			
	All other church staff compensation	Programming expenses	Operating expenses	Total amount paid by the local church for all direct-billed clergy health benefits	ARP for pastor and associates	Total amount paid for principal and interest on indebtedness, loans, mortgages, etc.	Total amount paid on capital expenditures for building, improvements, and major equipment purchases	Total amount paid by the local church on all expenditures as reported at checkout.	Number of households giving to the local church	Total income for annual budget/spending plan	Amount received through pledges	Amount received from non-pledging, but identified givers	Amount received from unidentified givers
Church/Charge	60	61	62	52	56	63	64	65	66	67	67.a	67.b	67.c
Bartlett	6,420	1,200	6,705	1,500	1,200	0	0	59,273	0	73,380	0	63,380	0
BELTON: First	218,067	10,725	86,231	11,550	4,600	0	10,744	530,725	243	513,067	380,780	98,563	30,663
Mt. Zion	5,185	1,400	5,300	0	0	0	0	31,039	30	74,372	0	59,300	9,197
Kell's Branch	0	350	0	0	0	0	0	2,270	0	0	0	0	0
Bruceville-Eddy	0	1,116	15,879	0	0	14,360	11,044	81,620	36	86,573	65,308	3,952	8,370
CEDAR PARK: Good News	4,301	3,248	43,877	3,597	0	293,307	28,662	450,645	45	678,913	75,488	25,648	0
Rockbridge *	29,902	46,139	8,104	10,752	9,306	0	0	196,103	55	144,480	102,786	41,638	37
Copperas Cove: Grace	87,503	18,718	87,287	8,904	10,267	0	22,052	419,212	204	473,995	0	447,250	22,304
Evant	5,695	4,106	14,079	0	0	0	0	54,904	0	64,574	0	58,764	364
Purmela	0	327	3,077	0	0	0	5,598	24,011	15	18,497	0	18,497	0
Florence	26,496	11,115	18,032	3,564	0	0	1,769	117,479	47	115,575	76,865	35,094	3,616
Jarrell	0	1,364	10,436	0	0	0	0	28,408	31	19,112	0	16,023	3,089
Gatesville: First	106,797	12,092	28,061	4,452	4,733	0	0	289,735	167	312,491	224,596	56,149	10,124
GEORGETOWN: First	566,086	42,050	327,767	0	9,379	741,381	74,640	2,314,640	791	1,586,039	1,176,527	380,104	0
St. John	259,490	35,759	111,161	8,440	2,115	0	11,824	629,400	154	641,585	464,075	83,811	7,744
St. Paul	1,300	678	5,745	0	0	0	0	26,856	16	36,558	0	36,558	0
Wellspring	194,951	26,624	99,572	4,081	4,000	108,540	9,534	623,301	339	583,587	378,040	197,364	3,900
Granger	0	50	2,362	0	0	0	0	6,748	8	8,017	1,200	6,014	803
Harker Heights First	37,435	8,965	48,994	9,840	4,800	31,833	0	236,608	142	254,993	161,192	86,488	7,003
Hutto Discovery	28,309	6,571	43,357	3,267	2,837	37,022	0	196,695	135	156,910	0	147,215	5,900
Jonesboro	0	260	1,700	0	0	0	0	5,024	0	5,000	5,000	0	0
Temple Bethel	0	320	2,160	0	0	0	0	6,535	25	6,900	6,900	0	0
Lanham	0	300	2,450	0	0	0	0	7,452	30	12,600	0	12,600	0
KILLEEN: First	275,571	80,945	172,769	14,292	3,054	70,211	2,116,403	3,008,347	458	1,769,314	0	602,873	116,116
St. Andrew	31,915	2,930	31,253	8,300	8,000	0	1,960	176,678	85	165,070	119,999	42,614	1,524
St. Luke	76,330	44,323	80,635	12,591	6,000	0	13,595	319,382	160	680,000	0	680,000	0

CENTRAL TEXAS CONFERENCE STATISTICAL TABLES - 2010

TEMPLE DISTRICT	LOCAL CHURCH EXPENDITURES							GRAND TOTAL PAID	RECEIPTS				
	STATISTICS USED TO FIGURE THE DECIMAL			OTHER EXPENDITURES		CAPITAL EXPENDITURES			GIVING UNITS	RECEIVED FOR ANNUAL BUDGET / SPENDING PLAN			
	All other church staff compensation	Programming expenses	Operating expenses	Total amount paid by the local church for all direct-billed clergy health benefits	ARP for pastor and associates	Total amount paid for principal and interest on indebtedness, loans, mortgages, etc.	Total amount paid on capital expenditures for building, improvements, and major equipment purchases	Total amount paid by the local church on all expenditures as reported at checkout.	Number of households giving to the local church	Total income for annual budget/spending plan	Amount received through pledges	Amount received from non-pledging, but identified givers	Amount received from unidentified givers
Church/Charge	60	61	62	52	56	63	64	65	66	67	67.a	67.b	67.c
Little River	12,600	4,700	23,650	7,595	2,200	0	0	118,654	86	109,478	0	104,298	0
Moody: First	10,067	4,052	18,098	4,344	3,000	4,840	0	75,793	43	86,380	875	68,851	5,804
Moody-Leon	7,211	3,824	11,723	1,884	3,000	0	3,550	67,909	45	66,013	0	59,134	5,497
Mooreville	0	17,270	38,482	5,359	0	31,366	17,630	158,622	74	100,329	0	77,869	5,958
Nolanville	0	0	8,714	0	1,000	0	1,649	44,169	18	49,285	0	33,661	6,621
Pidcoke	0	300	3,000	0	6,600	0	0	29,104	15	25,500	24,000	0	1,500
Rogers	0	506	7,114	0	1,800	0	0	17,339	0	16,582	0	13,650	2,932
Rosebud	2,400	499	14,173	0	0	0	0	53,154	20	46,298	38,545	7,753	0
ROUND ROCK: First	663,463	143,299	243,879	14,265	4,000	607,345	122,399	2,416,471	1,281	2,252,268	1,353,971	583,245	55,015
Journey of Faith *	13,790	1,429	17,669	3,501	300	12,333	491	125,973	0	119,371	0	116,652	1,409
St. Phlip's	165,754	38,732	108,096	15,346	10,851	74,160	19,471	733,397	325	725,417	484,284	204,488	16,200
Salado	186,216	44,299	88,485	4,752	16,308	84,751	14,327	631,819	253	567,306	388,763	169,052	9,413
TAYLOR: First	29,900	4,985	22,971	5,512	1,606	0	0	122,967	100	136,000	118,000	6,000	3,000
Tenth Street	5,400	870	14,404	4,452	1,700	1,400	3,528	79,762	30	87,372	0	80,297	2,247
Thrall	1,600	197	4,371	0	0	0	0	17,237	3	22,457	0	22,457	0
TEMPLE: First	429,415	49,930	188,816	8,016	4,000	361,688	1,164,636	2,626,869	500	1,381,893	852,070	513,643	16,180
Foundation at Lakewood	141,432	29,424	67,259	7,957	979	79,848	1,834,026	2,310,708	200	479,185	328,886	138,052	11,114
Oak Park	70,209	9,915	57,385	11,604	4,644	25,874	710	289,477	165	257,560	171,140	82,420	4,000
St. James	5,630	3,754	16,785	3,564	2,706	54,645	0	145,070	253	195,900	160,350	21,630	4,270
St. Paul	9,429	1,564	15,868	0	0	0	3,880	67,522	47	57,264	0	48,096	3,496
Holland	1,000	615	5,078	0	1,900	0	0	22,150	16	28,395	0	27,247	1,148
Topsey	0	0	1,820	0	0	0	0	6,414	9	10,047	0	10,047	0
Troy	47,282	1,956	17,257	3,597	1,500	28,864	10,204	189,568	72	194,125	103,586	63,676	4,614
TOTAL	3,764,551	723,795	2,252,090	206,878	138,385	2,663,768	5,504,326	20,193,238	6,771	15,496,027	7,263,226	5,652,117	391,172
LAST YEAR	3,440,199	612,262	2,215,651	219,770	140,773	3,064,918	3,255,594	17,774,646	6,638	16,158,872	7,012,941	7,677,647	503,250
CHANGE	324,352	111,533	36,439	(12,892)	(2,388)	(401,150)	2,248,732	2,418,592	133	(662,845)	250,285	(2,025,530)	(112,078)

* Uncharted

TEMPLE DISTRICT	PLAN				SPECIAL PROJECTS					CONFERENCES, GEN CHURCH AND/OR OTHER INSTITUTIONAL SOURCES			
	Amount received from interest and dividends	Amount received from sale of church assets	Amount received through building use fees, contribution, and rentals	Amount received through fundraisers and other sources	Total income for designated causes including capital campaign and other special projects	Capital campaigns	Memorials, endowments, and bequests	Other sources and projects	Amount received for Special Sundays, General Advance Specials, World Service Specials, Conference Advance Specials, and other forms of directed benevolent (charitable) giving	Total income from connectional and other institutional sources outside the local church	Equitable Compensation Funds received by Church or Pastor	Advance Special, apportioned, and connectional funds received by church	Other grants and financial support from institutional sources
Church/Charge	67.d	67.e	67.f	67.g	68	68.a	68.b	68.c	68.d	69	69.a	69.b	69.c
Bartlett	1,250	0	400	8,350	750	0	350	0	400	0	0	0	0
BELTON: First	571	0	2,490	0	12,877	0	1,785	2,500	8,592	0	0	0	0
Mt. Zion	0	0	4,375	1,500	0	0	0	0	0	0	0	0	0
Kell's Branch	0	0	0	0	0	0	0	0	0	0	0	0	0
Bruceville-Eddy	48	0	200	8,695	2,736	0	2,636	100	0	0	0	0	0
CEDAR PARK: Good News	1,626	576,151	0	0	2,300	2,300	0	0	0	0	0	0	0
Rockbridge *	19	0	0	0	9,386	0	0	9,386	0	50,000	0	0	50,000
Copperas Cove: Grace	26	0	4,415	0	48,942	0	6,085	35,072	7,785	0	0	0	0
Evant	5,446	0	0	0	165	0	165	0	0	0	0	0	0
Purmela	0	0	0	0	2,064	1,645	140	177	102	0	0	0	0
Florence	0	0	0	0	30,073	26,407	580	2,201	885	500	0	0	500
Jarrell	0	0	0	0	0	0	0	0	0	600	0	0	600
Gatesville: First	2,793	0	4,249	14,580	22,602	0	10,049	5,650	6,903	0	0	0	0
GEORGETOWN: First	546	0	10,573	18,289	816,798	749,228	67,570	0	0	0	0	0	0
St. John	4,262	0	7,545	74,148	21,590	0	3,415	0	18,175	0	0	0	0
St. Paul	0	0	0	0	0	0	0	0	0	0	0	0	0
Wellspring	4,033	0	250	0	21,830	16,600	5,080	0	150	0	0	0	0
Granger	0	0	0	0	0	0	0	0	0	0	0	0	0
Harker Heights First	0	0	310	0	5,244	0	0	0	5,244	0	0	0	0
Hutto Discovery	294	0	850	2,651	37,311	17,993	1,250	15,703	2,365	0	0	0	0
Jonesboro	0	0	0	0	0	0	0	0	0	0	0	0	0
Temple Bethel	0	0	0	0	0	0	0	0	0	0	0	0	0
Lanham	0	0	0	0	0	0	0	0	0	0	0	0	0
KILLEEN: First	650	1,022,500	2,200	24,975	333,961	235,950	100	90,950	6,961	0	0	0	0
St. Andrew	0	0	933	0	9,177	0	805	68	8,304	0	0	0	0
St. Luke	0	0	0	0	102,350	102,350	0	0	0	0	0	0	0

TEMPLE DISTRICT	RECEIPTS												
	RECEIVED FOR ANNUAL BUDGET/SPENDING PLAN				RECEIVED FOR CAPITAL CAMPAIGNS AND OTHER DESIGNATED SPECIAL PROJECTS					RECEIVED FROM DISTRICTS, CONFERENCES, GEN CHURCH AND/OR OTHER INSTITUTIONAL SOURCES			
	Amount received from interest and dividends	Amount received from sale of church assets	Amount received through building use fees, contribution, and rentals	Amount received through fundraisers and other sources	Total income for designated causes including capital campaign and other special projects	Capital campaigns	Memorials, endowments, and bequests	Other sources and projects	Amount received for Special Sundays, General Advance Specials, World Service Specials, Conference Advance Specials, and other forms of directed benevolent (charitable) giving	Total income from connectional and other institutional sources outside the local church	Equitable Compensation Funds received by Church or Pastor	Advance Special, apportioned, and connectional funds received by church	Other grants and financial support from institutional sources
Church/Charge	67.d	67.e	67.f	67.g	68	68.a	68.b	68.c	68.d	69	69.a	69.b	69.c
Little River	0	0	0	5,180	1,200	0	1,200	0	0	0	0	0	0
Moody: First	7,880	0	0	2,970	5,482	2,030	2,345	946	161	0	0	0	0
Moody-Leon	55	0	0	1,327	3,955	0	275	3,550	130	0	0	0	0
Mooreville	28	0	896	15,578	44,440	38,002	1,418	4,358	662	0	0	0	0
Nolanville	0	0	6,070	2,933	1,026	0	435	0	591	0	0	0	0
Pidcoke	0	0	0	0	800	0	0	0	800	0	0	0	0
Rogers	0	0	0	0	0	0	0	0	0	0	0	0	0
Rosebud	0	0	0	0	0	0	0	0	0	0	0	0	0
ROUND ROCK: First	6,934	0	71,963	181,140	1,225,363	302,629	42,986	816,822	62,926	94,392	0	0	94,392
Journey of Faith *	0	0	0	1,310	3,397	0	235	0	3,162	0	0	0	0
St. Philip's	0	0	20,445	0	145,173	121,908	150	0	23,115	0	0	0	0
Salado	78	0	0	0	67,522	0	2,700	59,851	4,971	0	0	0	0
TAYLOR: First	0	0	0	9,000	4,000	0	4,000	0	0	0	0	0	0
Tenth Street	28	0	600	4,200	678	0	514	0	164	0	0	0	0
Thrall	0	0	0	0	0	0	0	0	0	0	0	0	0
TEMPLE: First	0	0	0	0	1,238,186	651,646	8,785	577,755	0	0	0	0	0
Foundation at Lakewood	1,133	0	0	0	288,092	283,072	0	0	5,020	0	0	0	0
Oak Park	0	0	0	0	100,353	0	72,597	27,756	0	0	0	0	0
St. James	0	0	2,650	7,000	5,750	0	250	5,500	0	0	0	0	0
St. Paul	0	0	0	5,672	336	0	336	0	0	0	0	0	0
Holland	0	0	0	0	0	0	0	0	0	0	0	0	0
Topsey	0	0	0	0	0	0	0	0	0	0	0	0	0
Troy	13	0	167	22,069	55,069	51,105	3,964	0	0	0	0	0	0
TOTAL	37,713	1,598,651	141,581	411,567	4,670,978	2,602,865	242,200	1,658,345	167,568	145,492	0	0	145,492
LAST YEAR	93,597	314,754	151,521	405,162	4,044,427	2,756,851	654,923	456,732	175,921	219,794	0	0	219,794
CHANGE	(55,884)	1,283,897	(9,940)	6,405	626,551	(153,986)	(412,723)	1,201,613	(8,353)	(74,302)	0	0	(74,302)

* Uncharted

WACO DISTRICT	Total professing Members at Close of last year	GAINS AND LOSSES											Total professing members reported at the close of this year	ETHNIC DIVERSITY				
		Received on Profession of Christian Faith	Restored by Affirmation	Correct previous year's reporting errors of total professing membership numbers by addition	Received from Other United Methodist Churches	Received from Other Denominations	Removed or Corrected by Charge Conference Action	Withdrawn from professing membership	Correct previous year's reporting errors of total professing membership numbers by subtraction	Removed by Transfer to Other United Methodist Churches	Removed by Transfer to Other Denominations	Removed by Death		Asian	African American/Black	Hispanic	Native American	Pacific Islander
Church/Charge	1	2.a	2.b	2.c	3	4	5.a	5.b	5.c	6	7	8	9	9.a	9.b	9.c	9.d	9.e
Bosqueville	117	0	0	0	1	0	6	9	25	5	2	2	69	0	2	1	0	0
China Spring	468	0	0	0	10	0	0	0	25	3	5	3	442	0	0	0	0	0
Clifton	305	1	0	0	3	1	0	1	0	1	1	6	301	0	0	8	0	0
Coolidge	132	0	0	0	1	2	0	0	0	0	0	2	133	0	0	0	0	0
Crawford	156	4	0	0	0	0	2	2	0	0	0	2	154	0	0	1	0	1
Oglesby	66	0	0	0	0	0	0	0	0	0	0	0	66	0	0	0	0	0
Elm Mott	105	0	0	0	1	0	0	0	0	0	0	2	104	0	0	0	0	0
Riesel First	103	0	0	0	2	0	1	0	0	1	0	0	103	0	0	1	0	0
GROESBECK: Dennis Chapel	32	0	0	3	0	0	0	0	0	1	0	3	31	0	31	0	0	0
First	653	2	0	0	2	6	0	0	0	0	0	2	661	0	0	0	0	0
Thornton	42	0	0	0	0	0	0	0	0	0	0	0	42	0	0	0	0	0
Hewitt	206	2	0	0	0	3	16	0	0	7	0	7	181	0	0	2	0	0
Hubbard	267	4	0	0	0	0	0	0	0	0	0	4	267	0	0	0	0	0
Mt. Calm	42	0	0	0	0	0	0	0	0	0	0	0	42	0	0	0	0	0
Lebanon	118	7	0	0	0	0	0	0	0	0	0	0	125	0	0	0	0	0
Leroy	36	0	0	0	0	0	0	0	0	0	0	0	36	0	0	0	0	0
Lorena	643	0	0	0	3	2	0	0	0	1	0	5	642	2	4	10	1	1
Mart First	302	0	0	0	3	6	0	0	0	0	0	5	306	0	0	1	2	0
McGregor	350	0	0	0	3	4	0	0	0	2	0	7	348	0	0	0	0	0
Meier Settlement	84	0	0	0	0	0	0	0	0	0	1	2	81	0	0	0	0	0
Meridian	285	0	0	0	0	2	18	3	31	5	1	3	226	0	1	4	0	0
MEXIA: First	604	13	0	0	1	2	0	0	0	0	0	13	607	0	0	6	0	0
St. Luke	113	0	0	0	1	0	0	0	0	0	0	0	114	0	114	0	0	0
Union Memorial	145	1	0	0	0	5	0	0	0	0	0	5	146	0	143	0	0	0
Mosheim	19	0	0	0	0	0	0	0	0	0	0	0	19	0	0	0	0	0

CENTRAL TEXAS CONFERENCE STATISTICAL TABLES - 2010

WACO DISTRICT	CHURCH MEMBERSHIP																	
		GAINS AND LOSSES												ETHNIC DIVERSITY				
	Total professing Members at Close of last year	Received on Profession of Christian Faith	Restored by Affirmation	Correct previous year's reporting errors of total professing membership numbers by addition	Received from Other United Methodist Churches	Received from Other Denominations	Removed or Corrected by Charge Conference Action	Withdrawn from professing membership	Correct previous year's reporting errors of total professing membership numbers by subtraction	Removed by Transfer to Other United Methodist Churches	Removed by Transfer to Other Denominations	Removed by Death	Total professing members reported at the close of this year	Asian	African American/Black	Hispanic	Native American	Pacific Islander
Church/Charge	1	2.a	2.b	2.c	3	4	5.a	5.b	5.c	6	7	8	9	9.a	9.b	9.c	9.d	9.e
Perry	124	4	0	0	6	0	0	0	0	0	0	2	132	0	0	0	0	0
Speegleville	146	2	0	0	0	0	22	0	0	0	0	1	125	0	0	0	0	0
VALLEY MILLS: First	253	8	0	0	5	5	0	0	0	0	0	2	269	1	0	0	0	0
Cayote	37	1	0	0	0	0	0	0	0	0	0	3	35	0	0	1	0	0
WACO: Austin Avenue	1,473	9	3	0	2	2	0	0	0	0	0	15	1,474	0	3	2	0	0
Brack's	169	6	1	0	0	1	0	0	0	1	0	2	174	0	173	0	0	0
Springhill	70	1	0	0	1	0	0	0	0	0	0	0	72	0	72	0	0	0
Central	1,290	5	0	0	12	4	0	0	0	3	3	15	1,290	0	4	5	0	0
Cogdell Memorial	576	1	0	0	9	3	0	0	0	4	1	10	574	0	1	4	1	0
First	3,995	48	0	0	44	69	0	21	0	28	18	26	4,063	12	10	112	0	0
Korean	60	0	1	0	0	8	0	0	0	2	0	1	66	63	0	0	0	0
Lake Shore	111	0	0	0	3	0	0	0	0	1	0	5	108	3	2	5	0	0
Lakeview	98	0	0	0	0	0	1	0	0	0	0	7	90	0	2	2	0	0
Mt. Zion	132	12	0	0	0	0	0	0	0	0	0	0	144	0	141	0	0	0
Perry Chapel	49	1	0	0	0	0	0	0	0	0	0	0	50	0	44	0	0	0
Robinson Drive	189	0	0	0	3	0	8	1	0	1	3	2	177	0	0	5	0	0
St. James	271	0	0	0	2	10	0	0	0	0	0	2	281	0	276	3	0	0
Sparks Memorial	140	1	0	0	0	0	0	0	0	3	1	4	133	1	0	0	1	0
Wesley	211	0	0	0	1	1	0	0	46	0	0	2	165	0	165	0	0	0
Woodway	894	5	1	0	14	14	3	0	0	15	2	4	904	5	7	17	4	2
West	209	0	0	0	0	0	0	0	0	3	0	1	205	1	6	0	0	0
Gholson: Wesley Chapel	178	4	0	0	0	1	0	0	0	2	0	0	181	0	0	1	0	0
Whitney King Memorial	325	5	0	0	5	6	0	0	0	0	2	12	327	0	0	1	0	0
Wortham: First	180	6	0	0	4	4	0	0	0	0	3	4	187	0	0	0	0	0
Kirvin	15	0	0	0	0	5	0	0	0	0	0	2	18	0	0	0	0	0
TOTAL	16,588	153	6	3	142	166	77	37	127	89	43	195	16,490	88	1,201	192	9	4
LAST YEAR	16,864	187	14	55	169	154	283	102	95	96	69	210	16,588	80	1,211	175	8	4
CHANGE	(276)	(34)	(8)	(52)	(27)	12	(206)	(65)	32	(7)	(26)	(15)	(98)	8	(10)	17	1	0

* Uncharted

WACO DISTRICT	ETHNIC DIVERSITY		GENDER		Worship	Baptisms		Other		CHRISTIAN FORMATION GROUPS: CHURCH SCHOOL AND OTHER SMALL GROUP MINISTRIES					
	White	Multi-Racial	Female	Male	Average attendance at principal weekly worship service	Number of persons baptized this year (all ages)	Total baptized members who have not become professing members	Number of other constituents of the church	Total enrolled in confirmation classes this year	Number of Children (0-11 yrs.) in Christian groups and all other small groups	Number of Youth (12-18 yrs.) in Christian groups and all other small groups	Number of Young Adults (19-30 yrs.) in Christian groups and all other small groups	Number of Other Adults (31 + yrs.) in Christian groups and all other small groups	TOTAL number of persons in Christian groups and all other small groups (15+16+17+18)	Average attendance in Church School (all ages)
Church/Charge	9.f	9.g	9.h	9.i	10	11	12	13	14	15	16	17	18	19	20
Bosqueville	66	0	39	30	28	0	0	2	1	0	5	1	4	10	9
China Spring	442	0	233	209	136	9	14	40	0	9	13	0	21	43	34
Clifton	293	0	192	109	114	2	41	36	6	98	31	1	73	203	50
Coolidge	133	0	70	63	32	0	3	5	0	5	10	1	15	31	20
Crawford	152	0	82	72	61	3	15	17	3	11	15	11	32	69	33
Oglesby	66	0	32	34	24	2	5	0	0	5	1	0	9	15	7
Elm Mott	104	0	58	46	35	0	0	0	0	4	0	0	5	9	7
Riesel First	102	0	58	45	15	0	0	0	0	3	0	2	10	15	10
GROESBECK: Dennis Chapel	0	0	20	11	21	0	0	0	0	5	0	0	6	11	0
First	658	3	345	316	135	4	41	0	6	50	10	8	40	108	53
Thornton	42	0	26	16	18	0	0	0	0	0	0	0	0	0	0
Hewitt	177	2	105	76	55	1	15	2	2	0	10	3	20	33	18
Hubbard	267	0	144	123	55	4	17	58	0	8	4	4	12	28	35
Mt. Calm	42	0	26	16	12	0	0	0	0	0	0	0	8	8	0
Lebanon	125	0	69	56	48	7	0	0	0	0	0	0	0	0	29
Leroy	36	0	25	11	37	0	0	0	0	5	2	0	21	28	25
Lorena	624	0	374	268	134	2	34	85	0	21	18	29	49	117	61
Mart First	303	0	125	181	93	2	29	38	0	10	7	16	32	65	58
McGregor	348	0	175	173	66	0	103	87,655	0	7	5	0	56	68	39
Meier Settlement	80	1	50	31	50	3	0	0	6	0	0	0	0	0	15
Meridian	221	0	120	106	82	0	32	23	7	24	27	9	34	94	46
MEXIA: First	597	4	316	291	154	7	0	0	7	34	26	13	48	121	74
St. Luke	0	0	65	49	30	0	0	0	0	0	7	0	0	7	25
Union Memorial	2	1	125	21	75	2	21	4	5	20	7	12	15	54	21
Mosheim	19	0	7	12	11	0	0	0	0	0	0	0	0	0	0

WACO DISTRICT	CHURCH MEMBERSHIP									EDUCATION & MINISTRY					
	ETHNIC DIVERSITY		GENDER		Worship	Baptisms		Other		CHRISTIAN FORMATION GROUPS: CHURCH SCHOOL AND OTHER SMALL GROUP MINISTRIES					
	White	Multi-Racial	Female	Male	Average attendance at principal weekly worship service	Number of persons baptized this year (all ages)	Total baptized members who have not become professing members	Number of other constituents of the church	Total enrolled in confirmation classes this year	Number of Children (0-11 yrs.) in Christian groups and all other small groups	Number of Youth (12-18 yrs.) in Christian groups and all other small groups	Number of Young Adults (19-30 yrs.) in Christian groups and all other small groups	Number of Other Adults (31 + yrs.) in Christian groups and all other small groups	TOTAL number of persons in Christian groups and all other small groups (15+16+17+18)	Average attendance in Church School (all ages)
Church/Charge	9.f	9.g	9.h	9.i	10	11	12	13	14	15	16	17	18	19	20
Perry	132	0	64	68	41	4	2	25	4	15	5	0	8	28	14
Speegleville	124	1	114	11	22	4	3	4	0	0	0	0	4	4	4
VALLEY MILLS: First	268	0	160	109	78	0	0	0	8	25	23	25	32	105	23
Cayote	34	0	22	13	22	0	0	0	0	3	0	0	0	3	0
WACO: Austin Avenue	1,469	0	880	594	176	5	35	31	0	88	15	20	130	253	75
Brack's	1	0	106	68	55	3	3	0	5	0	0	0	0	0	16
Springhill	0	0	40	32	50	2	2	0	0	0	0	0	0	0	0
Central	1,281	0	728	562	266	7	72	126	4	464	141	3	288	896	173
Cogdell Memorial	568	0	337	237	195	1	0	45	0	21	12	18	165	216	74
First	3,929	0	2,307	1,756	1,278	40	26	1,632	34	635	140	109	937	1,821	777
Korean	3	0	36	30	105	0	0	0	0	20	9	40	0	69	55
Lake Shore	98	0	77	31	50	0	6	15	0	7	1	0	35	43	15
Lakeview	86	0	50	40	44	0	5	7	0	3	7	0	10	20	12
Mt. Zion	0	3	91	53	65	14	0	4	2	11	13	23	42	89	37
Perry Chapel	2	4	39	11	30	1	0	3	0	6	3	3	10	22	9
Robinson Drive	172	0	101	76	51	0	12	10	0	4	0	6	17	27	22
St. James	2	0	156	125	65	0	0	136	0	6	0	0	12	18	12
Sparks Memorial	126	5	74	59	53	1	7	9	0	0	0	1	7	8	33
Wesley	0	0	110	55	90	7	0	0	0	40	10	2	25	77	40
Woodway	869	0	475	429	303	6	102	144	17	225	49	20	117	411	173
West	194	4	113	92	51	1	9	4	0	11	0	0	11	22	9
Gholson: Wesley Chapel	178	2	113	68	44	2	7	8	0	0	0	0	12	12	10
Whitney King Memorial	326	0	195	132	92	5	25	47	0	112	12	11	15	150	21
Wortham: First	187	0	102	85	65	3	10	30	3	17	5	4	20	46	26
Kirvin	18	0	11	7	17	0	0	3	0	1	2	0	1	4	2
TOTAL	14,966	30	9,382	7,108	4,829	154	696	90,248	120	2,033	645	395	2,408	5,481	2,301
LAST YEAR	14,436	674	9,382	7,206	4,781	161	728	2,439	109	1,621	617	322	2,327	4,887	2,330
CHANGE	530	(644)	0	(98)	48	(7)	(32)	87,809	11	412	28	73	81	594	(29)

* Uncharted

WACO DISTRICT	CHRISTIAN FORMATION GROUPS: CHURCH SCHOOL AND OTHER SMALL GROUP MINISTRIES					UNITED METHODIST MEN		UNITED METHODIST WOMEN		VOLUNTEERS IN MISSION			
	Number of persons (all ages) in covenant discipleship groups	Number of participants in Vacation Bible School	Number of ongoing CLASSE (all ages) for learning in Sunday church school	Number of ongoing CLASSES (for learning (all ages) other than Sunday church school	Number of short-term CLASSES and GROUPS (all ages) for learning	Membership in United Methodist Men	Amount Paid for UMM projects	Membership in United Methodist Women	Amount paid for UMW projects	Number of UMVIM teams sent from this local church	Number of church members participating in any UMVIM team	Number of other mission teams sent from this local church	Number of persons sent out on other mission teams from this local church
Church/Charge	21	22	23	24	25	26	27	28	29	30.a	30.b	31.a	31.b
Bosqueville	19	0	2	2	2	0	0	0	0	0	0	3	7
China Spring	0	309	0	0	0	0	0	21	1,173	1	10	0	0
Clifton	0	104	9	10	0	0	0	28	590	0	0	0	0
Coolidge	0	0	3	2	1	0	0	10	150	0	0	0	0
Crawford	9	61	6	1	7	0	0	17	97	0	0	1	2
Oglesby	0	0	0	0	2	0	0	0	0	0	0	0	0
Elm Mott	7	12	2	1	1	0	0	0	0	0	0	0	0
Riesel First	3	0	2	0	0	0	0	0	0	0	0	0	0
GROESBECK: Dennis Chapel	0	0	2	0	0	0	0	0	0	0	0	0	0
First	0	37	4	2	1	25	1,561	31	925	0	0	0	0
Thornton	0	0	0	0	0	0	0	0	0	0	0	0	0
Hewitt	0	0	3	3	12	8	950	14	560	0	0	0	0
Hubbard	0	55	0	1	1	22	3,300	0	0	0	0	0	0
Mt. Calm	0	0	0	0	1	0	0	0	0	0	0	0	0
Lebanon	0	19	0	0	0	0	0	0	0	0	0	0	0
Leroy	12	20	5	0	1	0	0	0	0	0	0	0	0
Lorena	10	101	9	3	1	6	0	20	500	0	0	1	7
Mart First	0	0	6	1	1	0	0	0	0	0	0	1	24
McGregor	0	61	5	1	0	0	0	0	655	0	0	0	0
Meier Settlement	0	0	3	0	0	0	0	16	1,335	0	0	0	0
Meridian	0	82	7	4	3	0	0	15	330	0	1	1	16
MEXIA: First	29	53	11	5	5	0	0	0	486	1	14	0	0
St. Luke	0	0	2	0	0	0	0	0	0	0	0	0	0
Union Memorial	0	30	3	0	0	10	100	25	0	0	0	0	0
Mosheim	0	0	0	0	0	0	0	0	0	0	0	0	0

WACO DISTRICT	EDUCATION & MINISTRY												
	CHRISTIAN FORMATION GROUPS: CHURCH SCHOOL AND OTHER SMALL GROUP MINISTRIES					UNITED METHODIST MEN		UNITED METHODIST WOMEN		VOLUNTEERS IN MISSION			
	Number of persons (all ages) in covenant discipleship groups	Number of participants in Vacation Bible School	Number of ongoing CLASSE (all ages) for learning in Sunday church school	Number of ongoing CLASSES for learning (all ages) other than Sunday church school	Number of short-term CLASSES and GROUPS (all ages) for learning	Membership in United Methodist Men	Amount Paid for UMM projects	Membership in United Methodist Women	Amount paid for UMW projects	Number of UMVIM teams sent from this local church	Number of church members participating in any UMVIM team	Number of other mission teams sent from this local church	Number of persons sent out on other mission teams from this local church
Church/Charge	21	22	23	24	25	26	27	28	29	30.a	30.b	31.a	31.b
Perry	0	14	3	0	0	0	0	24	2,000	0	0	0	0
Speegleville	0	0	0	0	0	0	0	4	0	0	0	0	0
VALLEY MILLS: First	30	56	8	2	0	0	0	13	50	1	9	0	0
Cayote	0	0	0	0	0	0	0	7	127	0	0	0	0
WACO: Austin Avenue	50	40	10	10	12	0	0	0	0	0	0	0	0
Brack's	0	50	0	0	0	11	0	10	284	0	0	0	0
Springhill	0	0	0	0	0	0	0	0	0	0	0	0	0
Central	127	46	10	27	20	8	1,100	31	650	0	0	2	38
Cogdell Memorial	0	45	11	5	1	16	3,071	25	816	1	20	0	0
First	497	550	48	45	17	50	5,000	60	1,886	0	0	3	50
Korean	18	0	0	16	0	30	0	36	0	0	0	0	0
Lake Shore	0	9	3	3	1	0	0	5	174	0	0	0	0
Lakeview	6	17	3	2	0	0	0	0	0	0	0	0	0
Mt. Zion	17	110	4	4	7	0	0	10	113	0	0	2	10
Perry Chapel	0	25	1	0	0	0	0	0	0	0	0	0	0
Robinson Drive	8	65	4	1	4	7	291	11	1,200	0	0	0	0
St. James	0	0	3	1	2	8	600	10	300	0	0	0	0
Sparks Memorial	0	25	6	1	1	0	0	0	0	0	0	0	0
Wesley	0	75	4	3	0	11	350	14	300	0	0	1	7
Woodway	0	130	15	8	13	0	0	61	3,281	0	0	0	0
West	0	14	2	0	1	0	0	0	0	0	0	0	0
Gholson: Wesley Chapel	0	12	1	0	1	0	0	0	0	0	0	0	0
Whitney King Memorial	8	52	4	2	2	15	1,164	32	2,433	1	4	0	0
Wortham: First	0	50	5	3	0	0	0	10	527	0	0	0	0
Kirvin	0	0	1	0	0	0	0	0	0	0	0	0	0
TOTAL	850	2,329	230	169	121	227	17,487	560	20,942	5	58	15	161
LAST YEAR	836	1,962	222	170	72	237	12,870	661	19,915	9	92	10	75
CHANGE	14	367	8	(1)	49	(10)	4,617	(101)	1,027	(4)	(34)	5	86

* Uncharted

WACO DISTRICT	WEEKDAY MINISTRIES				PROPERTY AND OTHER ASSETS		LIABILITIES		GENERAL CHURCH					
	Number of community ministries for daycare and/or education	Number of persons impacted by community ministries for daycare and education	Number of community ministries for outreach, justice, and mercy	Number of persons impacted by community ministries for outreach, justice, and mercy	Market value of church-owned land, buildings, and equipment (church and parsonage values combined)	Market value of all other church-owned assets	Debt secured by church physical assets	Other indebtedness	World Service (45.74% of Fund 9)	Ministerial Education Fund Paid	Black College Fund Paid	Africa University Paid	Episcopal Fund Paid	Interdenominational Cooperation Paid
Church/Charge	32	33	34	35	36	37	38	39	70.b	71.b	72.b	73.b	88.b	86.b
Bosqueville	1	79	5	33	668,200	0	0	0	1,862	608	243	54	489	47
China Spring	1	11	3	25	948,614	100,847	0	0	4,075	1,331	531	119	1,069	104
Clifton	2	53	8	5,134	1,700,700	173,000	324,650	0	4,262	1,392	555	124	1,119	108
Coolidge	0	0	0	0	529,188	63,000	0	0	713	233	93	21	187	18
Crawford	0	0	3	42	860,000	127,996	121,693	0	1,700	555	222	50	446	43
Oglesby	0	0	0	0	195,000	37,206	0	0	450	147	59	14	118	11
Elm Mott	0	0	5	35	200,000	25,000	0	0	725	237	94	21	190	18
Riesel First	0	0	0	0	309,000	2,150	0	0	650	212	85	19	171	17
GROESBECK: Dennis Chapel	0	0	0	0	29,760	0	0	0	375	122	49	11	98	10
First	1	25	1	75	1,810,000	43,185	45,000	0	3,487	1,139	454	102	915	89
Thornton	0	0	0	0	75,000	13,500	0	0	263	86	34	8	69	7
Hewitt	0	0	0	0	1,270,000	10,414	0	0	2,264	0	30	40	605	46
Hubbard	0	0	0	0	145,800	68,100	0	0	2,012	657	262	59	529	51
Mt. Calm	0	0	0	0	90,500	5,800	0	0	213	69	28	6	56	5
Lebanon	0	0	0	0	70,000	18,000	0	0	437	143	57	13	116	11
Leroy	0	0	7	120	0	0	0	0	188	61	24	5	49	5
Lorena	2	75	11	90	1,030,000	131,500	30,000	0	2,662	870	347	78	699	68
Mart First	0	0	1	2	1,775,000	40,000	0	0	2,050	670	267	60	538	52
McGregor	0	0	0	0	2,729,000	0	0	0	2,762	902	360	81	725	70
Meier Settlement	0	0	1	8	0	0	0	0	900	294	117	26	236	23
Meridian	0	0	3	77	1,502,633	46,398	0	0	2,775	906	362	81	728	71
MEXIA: First	1	75	4	36	3,771,500	1,303,541	34,572	0	4,387	1,433	572	128	1,151	112
St. Luke	0	0	0	0	200,000	2,100	0	0	376	192	77	17	154	15
Union Memorial	0	0	0	0	390,000	3,000	0	9,923	650	213	85	19	171	17
Mosheim	0	0	0	0	60,000	0	0	0	100	33	13	3	26	3

WACO DISTRICT	EDUCATION & MINISTRY								APPORTIONMENTS					
	WEEKDAY MINISTRIES				PROPERTY AND OTHER ASSETS		LIABILITIES		GENERAL CHURCH					
	Number of community ministries for daycare and/or education	Number of persons impacted by community ministries for daycare and education	Number of community ministries for outreach, justice, and mercy	Number of persons impacted by community ministries for outreach, justice, and mercy	Market value of church-owned land, buildings, and equipment (church and parsonage values combined)	Market value of all other church-owned assets	Debt secured by church physical assets	Other indebtedness	World Service (45.74% of Fund 9)	Ministerial Education Fund Paid	Black College Fund Paid	Africa University Paid	Episcopal Fund Paid	Interdenominational Cooperation Paid
Church/Charge	32	33	34	35	36	37	38	39	70.b	71.b	72.b	73.b	88.b	86.b
Perry	0	0	0	0	453,000	100,000	0	0	812	265	106	24	213	21
Speegleville	0	0	6	150	100,000	4,000	0	0	91	0	91	0	0	14
VALLEY MILLS: First	0	0	0	30	107,779	70,000	55,000	0	1,387	453	181	40	364	35
Cayote	0	0	0	0	120,000	40,000	0	0	488	159	64	14	128	12
WACO: Austin Avenue	1	55	15	500	3,520,000	1,175,000	0	0	10,549	3,446	1,375	308	2,769	268
Brack's	0	0	0	0	450,000	7,000	0	2,900	686	100	143	0	155	28
Springhill	0	0	1	0	194,700	9,000	0	0	450	147	59	13	118	11
Central	3	237	3	150	14,000,000	60,000	3,414,415	207,599	2,621	0	0	293	0	256
Cogdell Memorial	3	250	2	150	3,268,809	153,712	661,418	0	3,974	1,298	518	116	1,043	101
First	1	165	10	5,000	14,686,000	1,127,952	0	0	27,497	8,982	3,583	802	7,217	699
Korean	0	0	0	0	0	30,000	0	0	1,475	482	192	43	387	38
Lake Shore	0	0	2	598	843,600	44,145	0	0	1,662	545	217	48	436	42
Lakeview	1	10	2	272	693,100	144,400	0	0	1,300	425	169	38	341	33
Mt. Zion	0	0	3	53	510,000	48,000	0	0	877	150	130	29	262	25
Perry Chapel	0	0	1	14	177,000	275	0	0	213	69	27	6	56	5
Robinson Drive	0	0	5	296	1,400,000	80,208	0	0	1,562	510	204	46	410	40
St. James	0	0	1	15	3,122,000	0	0	0	1,525	498	199	44	400	39
Sparks Memorial	0	0	5	50	1,766,301	0	0	0	1,487	486	194	43	390	38
Wesley	2	40	3	100	400,000	500	0	0	0	0	0	0	0	0
Woodway	0	0	0	0	4,720,310	114,684	3,493,284	0	9,599	3,136	1,251	280	2,520	244
West	0	0	3	27	804,150	48,820	0	0	1,249	408	163	36	328	32
Gholson: Wesley Chapel	0	0	2	30	267,500	56,000	0	0	862	282	112	25	226	22
Whitney King Memorial	4	132	3	1,932	1,357,040	359,132	19,300	0	2,837	927	370	83	745	72
Wortham: First	0	0	3	75	1,097,500	271,000	0	0	1,387	453	181	40	364	35
Kirvin	0	0	0	0	101,500	23,388	0	0	150	49	20	4	39	4
TOTAL	23	1,207	122	15,119	74,520,184	6,181,953	8,199,332	220,422	115,078	35,775	14,569	3,534	29,565	3,135
LAST YEAR	19	1,466	110	14,046	82,501,243	8,255,619	8,479,598	60,578	118,555	36,010	16,099	3,603	31,694	3,145
CHANGE	4	(259)	12	1,073	(7,981,059)	(2,073,666)	(280,266)	159,844	(3,477)	(235)	(1,530)	(69)	(2,129)	(10)

* Uncharted

WACO DISTRICT	JURISDICTIONAL			CLERGY BENEFITS						ADMINISTRATION AND BENEVOLENCES				
	Mount Sequoyah Paid	Lydia Patterson Paid	SMU Campus Ministry Paid	Clergy Health Insurance Paid	Conference Claimants/CPP Paid	Retiree Health Benefits Paid	Equitable Compensation Paid	District Superintendent Paid	Other Clergy Benefits Paid	Property and Administration Paid	Conference Benevolences (54.26% of Fund 9)	Texas Methodist Colleges Paid	Wesley Foundations Paid	Glen Lake Camp Paid
Church/Charge	74.b	75.b	76.b	82.b	90.b	91.b	87.b	89.b	81.b	85.b	70.b	77.b	78.b	84.b
Bosqueville	18	78	10	3,265	1,740	345	79	1,191	149	1,545	2,209	138	432	62
China Spring	39	170	21	7,144	3,808	756	172	2,606	325	3,380	4,833	302	946	136
Clifton	41	178	22	7,473	3,983	790	180	2,726	340	3,535	5,056	316	990	142
Coolidge	7	30	4	1,249	666	132	30	456	57	591	845	53	165	24
Crawford	16	71	9	2,980	1,589	315	72	1,087	136	1,410	2,016	126	395	57
Oglesby	4	19	2	789	420	83	20	288	36	373	534	33	104	15
Elm Mott	7	30	4	1,271	677	134	31	464	58	601	860	54	168	24
Riesel First	6	27	3	1,140	607	121	27	416	52	539	771	48	151	22
GROESBECK: Dennis Chapel	4	16	2	657	350	70	16	240	30	311	445	28	87	13
First	33	146	18	6,114	3,259	647	147	2,230	278	2,893	4,137	259	810	116
Thornton	3	11	1	460	245	49	11	168	21	218	311	19	61	9
Hewitt	11	94	12	4,032	2,149	426	97	1,471	183	1,466	2,685	137	427	77
Hubbard	19	84	11	3,528	1,881	373	85	1,287	161	1,669	2,387	149	467	67
Mt. Calm	2	9	1	373	199	39	9	136	17	176	252	16	49	7
Lebanon	4	18	2	767	409	81	18	280	35	363	519	32	102	15
Leroy	2	8	1	329	175	35	8	120	15	156	222	14	44	6
Lorena	25	111	14	4,668	2,488	494	113	1,703	212	2,208	3,158	197	618	89
Mart First	20	86	11	3,594	1,916	380	87	1,311	164	1,700	2,431	152	476	68
McGregor	26	116	14	4,843	2,581	512	117	1,767	220	2,291	3,277	205	641	92
Meier Settlement	9	38	5	1,578	841	167	38	576	72	746	1,067	67	209	30
Meridian	26	116	15	4,865	2,593	514	118	1,775	221	2,302	3,291	206	644	93
MEXIA: First	42	184	23	7,692	4,100	813	185	2,806	350	3,639	5,204	325	1,019	146
St. Luke	6	25	2	1,030	549	109	26	376	47	487	446	0	136	20
Union Memorial	6	27	3	1,140	607	121	27	415	52	539	771	48	151	22
Mosheim	1	4	1	174	93	19	4	64	8	83	119	7	23	3

CENTRAL TEXAS CONFERENCE STATISTICAL TABLES - 2010

WACO DISTRICT	APPORTIONMENTS													
	JURISDICTIONAL			CLERGY BENEFITS						ADMINISTRATION AND BENEVOLENCES				
	Mount Sequoyah Paid	Lydia Patterson Paid	SMU Campus Ministry Paid	Clergy Health Insurance Paid	Conference Claimants/CPP Paid	Retiree Health Benefits Paid	Equitable Compensation Paid	District Superintendent Paid	Other Clergy Benefits Paid	Property and Administration Paid	Conference Benevolences (54.26% of Fund 9)	Texas Methodist Colleges Paid	Wesley Foundations Paid	Glen Lake Camp Paid
Church/Charge	74.b	75.b	76.b	82.b	90.b	91.b	87.b	89.b	81.b	85.b	70.b	77.b	78.b	84.b
Perry	8	34	4	1,424	759	161	34	520	65	674	964	60	189	27
Speegleville	0	24	3	0	40	0	24	0	43	0	109	0	0	19
VALLEY MILLS: First	13	58	7	2,433	1,297	257	59	887	111	1,151	1,646	103	322	46
Cayote	5	20	3	855	456	90	21	312	39	404	578	36	113	16
WACO: Austin Avenue	101	441	55	18,496	9,858	1,956	446	6,747	842	8,750	12,514	782	2,450	352
Brack's	10	46	6	500	200	184	46	703	0	100	814	69	100	37
Springhill	4	19	2	789	420	83	19	288	36	376	534	33	104	15
Central	95	420	53	2,137	0	1,863	425	0	802	0	3,109	745	0	335
Cogdell Memorial	38	166	21	6,969	3,715	737	168	2,542	317	3,297	4,715	295	923	133
First	262	1,150	144	48,213	25,696	5,100	1,162	17,587	2,194	22,809	32,619	2,039	6,386	918
Korean	14	62	8	2,586	1,378	273	62	943	118	1,223	1,749	109	342	49
Lake Shore	16	70	9	2,915	1,553	308	70	1,063	133	1,379	1,972	123	386	55
Lakeview	12	54	7	2,279	1,215	241	55	831	104	1,078	1,542	96	302	43
Mt. Zion	10	42	5	0	0	10	42	0	10	0	1,040	77	200	33
Perry Chapel	2	9	1	373	199	39	9	136	17	176	252	16	49	7
Robinson Drive	15	65	8	2,739	1,460	290	66	999	125	1,296	1,854	116	363	52
St. James	15	64	8	2,674	1,425	283	64	975	121	1,265	1,809	113	354	51
Sparks Memorial	14	62	8	2,608	1,390	276	63	951	118	1,234	1,765	110	345	50
Wesley	0	0	0	0	0	0	0	0	0	0	0	0	0	0
Woodway	92	402	50	16,831	8,970	1,780	406	6,140	764	7,962	11,387	712	2,229	320
West	12	52	7	2,192	1,168	232	53	799	100	1,037	1,482	93	290	42
Gholson: Wesley Chapel	8	36	5	1,512	806	160	36	552	69	715	1,023	64	202	29
Whitney King Memorial	27	119	15	4,975	2,651	526	120	1,815	226	2,353	3,366	210	659	95
Wortham: First	13	58	7	2,433	1,297	257	59	887	111	1,151	1,646	103	322	47
Kirvin	1	6	1	263	140	28	6	96	12	124	178	11	37	5
TOTAL	1,164	5,175	648	197,351	104,018	22,649	5,232	71,732	9,716	91,775	136,513	9,046	25,982	4,131
LAST YEAR	1,173	5,217	592	179,435	113,597	20,669	5,267	78,646	8,177	103,505	140,643	14,091	28,676	7,835
CHANGE	(9)	(42)	56	17,916	(9,579)	1,980	(35)	(6,914)	1,539	(11,730)	(4,130)	(5,045)	(2,694)	(3,704)

* Uncharted

WACO DISTRICT	DISTRICT			TOTALS AND PERCENT PAID			CONFERENCE				DISTRICT			
	District Work Fund Paid	District Missions Paid	Wesley Foundations Special Paid	Total amount APPORTIONED to the local church for all causes paid to AC Treasurer	Total amount PAID by the local church for all apportioned causes to AC Treasurer	Payout Percentage	Aldersgate Enrichment Center	Global Aids	Justice for Our Neighbors	United Centers	Central Texas Senior Ministry	Laura Edwards Community Center	Metro Board of Missions	Tarrant Area Community of Churches
Church/Charge	83.b	80.b	79.b	40.a	40.b	X	108	114	110	111	112	113	115	116
Bosqueville	1,481	230	260	16,535	16,535	100	53	60	0	87	0	49	0	0
China Spring	3,233	505	571	36,176	36,176	100	151	247	115	151	293	424	0	0
Clifton	3,384	529	596	37,841	37,841	100	158	259	120	158	307	443	0	0
Coolidge	563	88	100	6,325	6,325	100	0	0	0	0	51	74	0	0
Crawford	1,348	211	238	15,092	15,092	100	63	103	48	63	122	177	0	0
Oglesby	357	55	64	3,995	3,995	100	217	29	13	17	31	47	0	0
Elm Mott	575	89	104	6,436	6,436	100	27	44	20	27	52	75	0	0
Riesel First	514	81	91	5,770	5,770	100	24	39	18	24	46	68	0	0
GROESBECK: Dennis Chapel	295	47	53	3,329	3,329	100	14	23	11	14	27	39	0	0
First	2,768	432	488	30,961	30,961	100	0	0	0	0	0	0	0	0
Thornton	206	33	37	2,330	2,330	100	10	16	7	10	19	27	0	0
Hewitt	1,825	256	161	20,419	18,494	91	0	0	0	0	0	0	0	0
Hubbard	1,597	249	282	17,866	17,866	100	75	122	57	75	144	209	0	0
Mt. Calm	168	26	30	1,886	1,886	100	8	13	6	8	15	22	0	0
Lebanon	347	54	61	3,884	3,884	100	0	0	0	0	0	0	0	0
Leroy	149	23	26	1,665	1,665	100	7	11	5	7	13	20	0	0
Lorena	2,112	330	373	23,637	23,637	100	99	162	75	99	192	277	0	0
Mart First	1,625	254	287	18,199	18,199	100	76	125	58	76	148	213	0	0
McGregor	2,192	343	387	24,524	24,524	100	100	0	0	0	0	1,845	0	0
Meier Settlement	714	112	125	7,990	7,990	100	33	55	25	30	67	94	0	0
Meridian	2,201	344	388	24,635	24,635	100	150	169	78	103	199	350	0	0
MEXIA: First	3,482	544	614	38,951	38,951	100	163	266	124	163	316	456	0	0
St. Luke	0	73	82	5,216	4,245	81	0	0	0	0	0	61	0	0
Union Memorial	514	81	91	5,770	5,770	100	24	39	18	24	46	68	0	0
Mosheim	79	13	15	888	888	100	4	6	3	4	9	10	0	0

WACO DISTRICT	APPORTIONMENTS						ASKINGS AND FAIR SHARE GOALS							
	DISTRICT			TOTALS AND PERCENT PAID			CONFERENCE				DISTRICT			
	District Work Fund Paid	District Missions Paid	Wesley Foundations Special Paid	Total amount APPORTIONED to the local church for all causes paid to AC Treasurer	Total amount PAID by the local church for all apportioned causes to AC Treasurer	Payout Percentage	Aldersgate Enrichment Center	Global Aids	Justice for Our Neighbors	United Centers	Central Texas Senior Ministry	Laura Edwards Community Center	Metro Board of Missions	Tarrant Area Community of Churches
Church/Charge	83.b	80.b	79.b	40.a	40.b	X	108	114	110	111	112	113	115	116
Perry	644	101	114	7,213	7,213	100	30	49	23	30	58	85	0	0
Speegleville	200	70	0	4,994	728	15	21	0	0	0	0	60	0	0
VALLEY MILLS: First	1,102	172	194	12,318	12,318	100	51	84	39	51	100	144	0	0
Cayote	387	61	67	4,328	4,328	100	18	30	14	18	36	51	0	0
WACO: Austin Avenue	8,369	1,308	1,477	93,659	93,659	100	391	641	297	391	760	1,097	0	0
Brack's	100	136	155	9,765	4,318	44	41	67	31	41	80	114	0	0
Springhill	357	56	62	3,995	3,995	100	17	27	13	17	32	47	0	0
Central	0	0	0	89,220	13,154	15	0	0	0	0	0	0	0	0
Cogdell Memorial	3,153	493	557	35,289	35,289	100	147	241	112	147	287	1,567	0	0
First	21,816	3,410	3,850	244,135	244,135	100	900	0	0	0	100	1,000	0	0
Korean	1,172	183	207	13,095	13,095	100	0	0	0	0	0	0	0	0
Lake Shore	1,319	206	232	14,759	14,759	100	62	101	47	62	120	173	0	0
Lakeview	1,032	162	182	11,541	11,541	100	48	79	37	48	95	135	0	0
Mt. Zion	0	124	140	8,878	3,206	36	37	61	28	37	72	104	0	0
Perry Chapel	169	26	30	1,886	1,886	100	8	13	6	8	15	22	0	0
Robinson Drive	1,240	194	217	13,871	13,871	100	58	95	44	58	113	163	0	0
St. James	1,210	189	213	13,538	13,538	100	57	93	43	57	110	159	0	0
Sparks Memorial	1,180	185	208	13,205	13,205	100	0	0	0	0	0	0	0	0
Wesley	0	0	0	10,875	0	0	0	0	0	0	0	0	0	0
Woodway	7,616	1,190	1,344	85,225	85,225	100	356	583	271	356	692	1,009	0	0
West	992	155	175	11,097	11,097	100	56	76	35	46	90	130	0	0
Gholson: Wesley Chapel	684	107	121	7,658	7,658	100	0	0	0	0	0	0	0	0
Whitney King Memorial	2,251	352	397	25,191	25,191	100	105	172	80	105	204	295	0	0
Wortham: First	1,101	172	194	12,318	12,318	100	62	89	39	51	100	144	0	0
Kirvin	119	19	20	1,332	1,332	100	6	9	4	6	11	16	0	0
TOTAL	87,942	14,073	15,680	1,109,705	1,004,483	91	3,927	4,298	1,964	2,669	5,172	11,563	0	0
LAST YEAR	84,838	31,668	15,750	1,117,535	1,048,885	94	3,355	312	1,890	1,907	5,099	7,410	76	0
CHANGE	3,104	(17,595)	(70)	(7,830)	(44,402)	(3)	572	3,986	74	762	73	4,153	(76)	0

* Uncharted

WACO DISTRICT	SPECIAL DAY OFFERINGS													
	Annual Conference Offering (Restorative Justice Ministries)	Christian Education Sunday	Church Growth Special	Golden Cross Sunday	Human Relations Sunday	Methodist Children's Home Waco	Methodist Mission Home of San Antonio	Native American Ministries	One Great Hour of Sharing	Peace with Justice	Thanksliving Offering - Hunger (GBGM & Local Ministry Grants)	UM Student Day	Wesleyan Homes	World Communion
Church/Charge	102	99	124	100	117	105	104	120	118	119	103	122	106	121
Bosqueville	58	0	0	0	0	238	0	0	44	0	0	0	0	0
China Spring	734	0	0	0	0	285	0	0	0	0	0	20	26	0
Clifton	0	0	0	0	0	0	0	5	0	0	0	10	0	0
Coolidge	0	0	0	0	0	0	0	0	0	0	0	0	0	0
Crawford	500	0	0	0	30	0	0	10	10	25	86	10	0	30
Oglesby	0	0	0	0	0	0	0	0	0	0	0	0	200	0
Elm Mott	0	0	0	0	0	0	0	0	0	0	0	0	0	0
Riesel First	0	0	0	0	0	0	0	0	178	0	0	0	0	0
GROESBECK: Dennis Chapel	0	0	0	0	0	0	0	0	0	0	0	113	0	0
First	0	0	0	0	0	0	0	0	0	0	0	0	0	0
Thornton	200	0	0	0	0	0	0	0	0	0	0	0	0	0
Hewitt	175	0	0	50	62	113	0	7	57	13	0	25	35	51
Hubbard	0	0	0	0	0	0	0	0	0	0	0	0	0	0
Mt. Calm	0	0	0	0	0	0	0	0	0	0	0	0	0	0
Lebanon	20	0	0	0	0	0	0	0	0	0	50	0	0	0
Leroy	0	0	0	0	0	0	0	0	0	0	0	0	0	0
Lorena	0	0	0	0	0	0	0	0	0	0	0	0	0	0
Mart First	0	0	0	0	0	0	0	0	0	0	0	0	0	0
McGregor	1,865	10	0	10	10	10	10	10	10	10	0	10	10	10
Meier Settlement	0	0	0	0	0	278	0	0	0	0	0	0	0	0
Meridian	1,355	0	0	0	0	0	100	0	379	0	0	100	0	0
MEXIA: First	0	0	0	0	0	0	0	0	0	0	0	0	0	0
St. Luke	0	0	0	0	0	0	0	20	63	0	0	0	0	0
Union Memorial	152	0	0	0	0	0	0	0	0	0	0	0	0	0
Mosheim	100	0	0	0	0	0	0	0	0	0	0	0	0	0

WACO DISTRICT	BENEVOLENCES													
	SPECIAL DAY OFFERINGS													
	Annual Conference Offering (Restorative Justice Ministries)	Christian Education Sunday	Church Growth Special	Golden Cross Sunday	Human Relations Sunday	Methodist Children's Home Waco	Methodist Mission Home of San Antonio	Native American Ministries	One Great Hour of Sharing	Peace with Justice	Thanksliving Offering - Hunger (GBGM & Local Ministry Grants)	UM Student Day	Wesleyan Homes	World Communion
Church/Charge	102	99	124	100	117	105	104	120	118	119	103	122	106	121
Perry	0	18	0	60	18	200	0	18	18	18	24	0	30	19
Speegleville	0	0	0	0	13	0	0	0	37	0	0	0	0	0
VALLEY MILLS: First	0	0	0	0	0	0	0	0	0	0	0	0	0	0
Cayote	0	0	0	0	0	0	0	0	0	0	0	0	0	0
WACO: Austin Avenue	0	0	0	0	0	0	0	0	0	0	0	0	0	0
Brack's	40	0	0	0	25	0	0	0	0	0	0	0	0	0
Springhill	30	5	0	5	5	5	5	5	5	5	5	5	5	5
Central	265	0	0	0	0	0	0	0	0	0	0	0	0	0
Cogdell Memorial	605	0	0	0	0	50	0	0	0	0	0	25	0	0
First	100	50	0	100	100	0	500	100	100	100	1,306	50	50	50
Korean	0	0	0	0	0	0	0	0	0	0	0	0	0	0
Lake Shore	1,146	90	0	48	65	173	0	50	38	40	0	46	0	0
Lakeview	0	0	0	0	0	0	0	0	0	0	0	0	0	0
Mt. Zion	0	0	0	0	0	0	0	0	0	0	0	0	0	0
Perry Chapel	0	0	0	0	0	0	0	0	0	0	0	0	0	0
Robinson Drive	36	0	0	0	0	25	0	0	194	0	0	275	0	23
St. James	0	0	0	0	0	0	0	0	0	0	0	0	0	0
Sparks Memorial	817	0	0	0	0	0	0	0	0	0	0	0	0	0
Wesley	0	0	0	0	0	0	0	0	0	0	0	0	0	0
Woodway	0	0	0	0	162	0	0	0	567	0	0	149	0	34
West	0	0	0	25	0	0	0	0	0	0	0	0	35	0
Gholson: Wesley Chapel	0	0	0	0	0	0	0	0	0	0	0	0	0	0
Whitney King Memorial	0	0	0	0	0	0	0	0	0	0	0	20	0	0
Wortham: First	150	0	0	0	0	0	65	116	0	0	0	55	102	0
Kirvin	0	0	0	0	0	0	0	0	0	0	0	0	0	0
TOTAL	8,348	173	0	308	490	1,377	680	341	1,700	211	1,471	913	493	222
LAST YEAR	2,024	215	NA	507	567	1,221	1,462	412	973	376	4,439	1,184	958	704
CHANGE	6,324	(42)		(199)	(77)	156	(782)	(71)	727	(165)	(2,968)	(271)	(465)	(482)

* Uncharted

WACO DISTRICT	OTHER BENEVOLENCES										STATISTICS USED TO FIGURE THE DECIMAL						
	Total amount of all other funds sent to AC Treasurer for connectional mission and ministry	Church Growth Shares	Conference Advance Specials	Direct Gifts to United Methodist causes (not sent to AC Treasurer)	General Advance Specials	Homes for Retired Ministers	Non-United Methodist benevolent and charitable causes	Offer Them Christ Capital Funds Campaign	World Service Specials	Youth Service Fund	Pension paid by local church to Board of Pensions	Total amount paid in base compensation to pastor	Total amount paid in base compensation to all associate pastors	Housing & utilities for pastor and associates	Other non-ARP cash allowances paid to pastor and associate(s)	Deacons compensation	Diaconal Ministers compensation
Church/Charge	46	65.5	45	48	42	101	49	92	43	44	51.a	53	54	55	57	58	59
Bosqueville	0	0	249	171	0	0	599	0	0	0	200	11,675	0	9,200	0	0	0
China Spring	0	0	1,381	7,215	6,546	0	2,496	0	0	0	7,659	38,360	0	9,063	4,471	0	0
Clifton	0	0	1,445	1,000	853	0	9,573	0	0	0	9,999	40,939	0	10,337	0	0	0
Coolidge	0	0	125	0	0	0	0	0	0	0	503	17,554	0	0	0	0	0
Crawford	0	0	576	0	2,317	0	0	0	0	0	7,891	38,500	0	0	0	0	0
Dglesby	0	315	354	0	230	0	0	0	0	0	1,593	11,315	0	0	0	0	0
Elm Mott	0	1	245	0	0	0	0	0	0	0	1,440	14,656	0	0	0	0	0
Riesel First	0	0	219	0	0	0	0	0	0	0	0	15,200	0	0	0	0	0
GR0E58ECK: Dennis Chapel	0	120	128	0	0	0	0	0	0	0	0	7,344	0	0	0	0	0
First	0	60	0	750	0	0	500	0	0	0	13,456	51,527	0	0	0	0	0
Thornton	0	0	89	1,369	0	0	0	0	0	0	1,575	6,911	0	0	0	0	0
Hewitt	0	120	0	0	735	0	414	0	0	0	9,912	50,040	0	4,875	365	0	0
Hubbard	0	420	682	0	0	0	0	0	0	0	6,829	36,744	0	7,200	7,452	0	0
Mt. Calm	0	60	72	0	80	0	0	0	0	0	1,230	5,820	0	0	0	0	0
Lebanon	0	0	0	0	100	0	0	0	0	0	0	14,000	0	0	0	0	0
Leroy	0	1	63	0	0	0	0	0	0	0	702	7,800	0	0	0	0	0
Lorena	0	1,020	904	800	3,654	0	952	0	0	0	9,428	47,413	0	4,000	0	0	0
Mart First	0	0	696	0	0	0	0	0	0	0	7,569	30,050	0	6,000	0	0	0
McGregor	20	180	1,945	0	915	10	0	0	0	0	8,484	43,336	0	3,982	0	0	0
Meier Settlement	0	60	304	0	0	0	4,868	0	0	0	0	22,930	0	0	0	0	0
Meridian	0	240	1,049	2,877	977	0	3,343	0	0	0	0	43,777	0	0	0	0	0
MEXIA: First	0	0	1,488	0	0	0	0	0	0	0	0	54,144	0	0	8,540	0	0
St. Luke	0	0	61	0	347	0	0	0	0	0	1,426	9,960	0	0	0	0	0
Union Memorial	0	0	219	0	320	0	0	0	0	0	0	10,000	0	0	0	0	0
Mosheim	0	120	36	100	0	0	200	0	0	0	0	2,400	0	0	300	0	0

CENTRAL TEXAS CONFERENCE STATISTICAL TABLES - 2010

WACO DISTRICT	BENEVOLENCES										LOCAL CHURCH EXPENDITURES						
	OTHER BENEVOLENCES										STATISTICS USED TO FIGURE THE DECIMAL						
	Total amount of all other funds sent to AC Treasurer for connectional mission and ministry	Church Growth Shares	Conference Advance Specials	Direct Gifts to United Methodist causes (not sent to AC Treasurer)	General Advance Specials	Homes for Retired Ministers	Non-United Methodist benevolent and charitable causes	Offer Them Christ Capital Funds Campaign	World Service Specials	Youth Service Fund	Pension paid by local church to Board of Pensions	Total amount paid in base compensation to pastor	Total amount paid in base compensation to all associate pastors	Housing & utilities for pastor and associates	Other non-ARP cash allowances paid to pastor and associate(s)	Deacons compensation	Diaconal Ministers compensation
Church/Charge	46	65.5	45	48	42	101	49	92	43	44	51.a	53	54	55	57	58	59
Perry	53	0	275	0	31	41	0	0	0	0	0	25,000	0	0	0	0	0
Speegleville	0	0	81	0	0	0	0	0	0	0	0	11,470	0	0	0	0	0
VALLEY MILLS: First	0	75	469	355	500	0	250	0	0	0	7,872	26,784	0	3,284	0	0	0
Cayote	0	0	167	0	540	0	0	0	0	0	2,205	10,951	0	1,200	1,408	0	0
WACO: Austin Avenue	0	450	3,577	6,516	0	0	15,286	0	0	0	20,666	91,000	0	0	0	50,440	0
Brack's	0	0	374	0	89	0	0	0	0	0	5,169	25,768	0	5,000	0	0	0
Springhill	0	60	153	0	0	5	0	0	0	0	0	10,209	0	2,280	0	0	0
Central	0	0	0	1,750	0	0	6,429	0	0	0	14,273	73,358	26,500	7,392	0	0	0
Cogdell Memorial	0	360	2,501	12,144	1,084	0	1,174	0	0	0	9,336	50,777	0	0	529	0	0
First	100	2,648	2,000	2,881	9,001	200	54,743	0	0	0	35,760	107,441	86,661	114,075	0	0	0
Korean	0	0	0	0	2,191	0	0	0	0	0	0	33,600	0	6,400	0	0	0
Lake Shore	0	145	565	0	5,876	52	1,538	0	0	0	5,915	28,964	0	3,000	0	0	0
Lakeview	0	3	442	709	0	0	1,125	0	0	0	0	14,544	0	10,500	0	0	0
Mt. Zion	0	0	339	0	0	0	1,072	0	0	0	0	27,363	0	9,600	0	0	0
Perry Chapel	0	0	72	0	0	0	0	0	0	0	0	4,871	0	1,920	0	0	0
Robinson Drive	0	180	531	0	735	0	1,412	0	0	0	6,751	31,566	0	0	0	0	0
St. James	0	0	519	0	0	0	0	0	0	0	0	23,300	0	1,011	0	0	0
Sparks Memorial	0	120	0	75	341	0	0	0	0	0	7,416	36,355	0	0	0	0	0
Wesley	0	0	0	0	0	0	0	0	0	0	0	29,232	0	0	0	0	0
Woodway	0	0	3,267	155	5,022	0	1,508	0	0	0	10,213	61,592	0	7,000	0	0	5,862
West	0	0	433	0	200	0	0	0	0	0	1,024	18,582	0	3,600	0	0	0
Gholson: Wesley Chapel	0	660	0	0	800	0	5,192	0	0	0	555	16,844	0	400	0	0	0
Whitney King Memorial	0	300	961	8,245	6,507	0	910	0	0	0	9,936	42,393	0	6,373	713	0	0
Wortham: First	0	0	485	1,278	0	0	288	0	0	0	5,982	22,468	0	5,098	669	0	0
Kirvin	0	0	52	325	0	0	50	0	0	0	0	3,949	0	0	0	0	0
TOTAL	173	7,718	29,593	48,715	49,991	308	113,922	0	0	0	233,069	1,460,796	113,161	242,790	24,447	50,440	5,862
LAST YEAR	778	15,131	NA	27,402	16,887	335	94,780	5	0	5	233,356	1,479,109	130,422	236,380	77,695	51,440	6,450
CHANGE	(605)	(7,413)		21,313	33,104	(27)	19,142	(5)	0	(5)	(287)	(18,313)	(17,261)	6,410	(53,248)	(1,000)	(588)

* Uncharted

WACO DISTRICT	STATISTICS USED TO FIGURE THE DECIMAL			OTHER EXPENDITURES		CAPITAL EXPENDITURES		TOTAL PAID	GIVING UNITS	RECEIVED FOR ANNUAL BUDGET / SPENDING PLAN			
	All other church staff compensation	Programming expenses	Operating expenses	Total amount paid by the local church for all direct-billed clergy health benefits	ARP for pastor and associates	Total amount paid for principal and interest on indebtedness, loans, mortgages, etc.	Total amount paid on capital expenditures for building, improvements, and major equipment purchases	Total amount paid by the local church on all expenditures as reported at checkout.	Number of households giving to the local church	Total income for annual budget/spending plan	Amount received through pledges	Amount received from non-pledging, but identified givers	Amount received from unidentified givers
Church/Charge	60	61	62	52	56	63	64	65	66	67	67.a	67.b	67.c
Bosqueville	7,867	702	14,415	0	0	0	2,106	64,059	0	70,016	0	67,593	0
China Spring	65,402	22,985	5,743	9,020	0	0	30,860	248,442	118	253,928	0	248,900	0
Clifton	91,592	1,671	63,779	11,496	4,491	79,725	27,373	392,129	178	284,362	252,949	18,279	3,627
Coolidge	1,800	1,260	5,538	0	0	0	10,789	43,894	16	37,466	0	26,406	3,722
Crawford	15,694	6,319	20,388	4,452	0	12,526	0	124,456	36	83,899	0	78,918	4,781
Oglesby	1,440	2,451	14,288	0	600	0	0	36,466	19	27,834	25,431	0	493
Elm Mott	2,600	340	9,499	0	0	0	0	35,216	30	38,557	0	0	34,529
Riesel First	0	485	5,198	0	0	0	0	6,167	20	28,292	0	27,482	500
GROESBECK: Dennis Chapel	1,200	550	600	0	0	0	0	13,264	12	13,810	1,200	12,610	0
First	23,772	11,980	28,343	13,902	7,065	5,250	9,935	197,441	122	223,810	218,655	3,464	0
Thornton	0	300	4,676	0	0	0	0	17,450	10	20,505	0	20,505	0
Hewitt	17,838	1,793	26,182	8,191	1,800	0	8,169	149,406					
Hubbard	19,974	4,210	24,200	2,912	3,000	0	0	131,069	40	114,597	0	97,848	0
Mt. Calm	0	57	2,937	0	0	0	4,397	16,479	12	13,185	0	13,162	0
Lebanon	0	1,447	5,261	0	0	0	0	24,662	0	0	0	0	0
Leroy	0	140	1	0	0	0	0	10,371	25	12,101	0	0	12,101
Lorena	48,540	16,650	14,320	2,672	4,200	5,282	34,515	216,967	90	172,145	150,125	3,000	15,620
Mart First	21,032	2,990	28,646	4,452	0	0	0	119,634	80	127,874	102,329	25,500	0
McGregor	24,346	3,762	20,514	3,564	3,000	0	0	140,377	58	142,636	94,410	24,447	1,889
Meier Settlement	0	4,861	9,427	0	0	0	0	50,658	20	57,358	0	53,590	1,200
Meridian	29,455	7,473	31,702	3,564	3,600	0	22,363	176,749	99	158,783	84,802	59,701	2,160
MEXIA: First	68,745	7,352	65,400	0	5,000	0	8,534	258,154	73	356,475	244,350	80,959	8,624
St. Luke	4,590	705	3,940	0	0	0	0	25,357	20	0	0	0	0
Union Memorial	4,433	1,292	5,175	0	0	0	0	27,361	25	53,680	0	49,171	4,509
Mosheim	0	25	1,656	0	0	0	0	5,705	3	5,250	0	5,250	0

CENTRAL TEXAS CONFERENCE STATISTICAL TABLES - 2010

WACO DISTRICT	LOCAL CHURCH EXPENDITURES							GRAND TOTAL PAID	RECEIPTS				
	STATISTICS USED TO FIGURE THE DECIMAL			OTHER EXPENDITURES		CAPITAL EXPENDITURES			GIVING UNITS	RECEIVED FOR ANNUAL BUDGET / SPENDING PLAN			
	All other church staff compensation	Programming expenses	Operating expenses	Total amount paid by the local church for all direct-billed clergy health benefits	ARP for pastor and associates	Total amount paid for principal and interest on indebtedness, loans, mortgages, etc.	Total amount paid on capital expenditures for building, improvements, and major equipment purchases	Total amount paid by the local church on all expenditures as reported at checkout.	Number of households giving to the local church	Total income for annual budget/spending plan	Amount received through pledges	Amount received from non-pledging, but identified givers	Amount received from unidentified givers
Church/Charge	60	61	62	52	56	63	64	65	66	67	67.a	67.b	67.c
Perry	0	2,804	24,130	0	85	0	715	60,770	41	74,011	0	64,506	3,358
Speegleville	0	185	8,612	0	0	0	180	21,306	7	20,953	0	19,345	422
VALLEY MILLS: First	7,080	4,663	4,600	3,044	0	6,360	2,200	79,779	60	94,787	0	88,458	250
Cayote	27,498	300	3,590	1,408	1,384	0	0	54,989	0	24,697	0	23,913	0
WACO: Austin Avenue	172,395	54,927	164,426	7,128	1,000	0	30,758	711,778	201	618,991	509,297	72,883	7,393
Brack's	0	1,580	11,883	2,335	1,111	3,600	1,085	62,377	54	77,982	1,907	70,592	4,593
Springhill	600	400	3,300	1,347	840	0	3,000	26,219	0	22,400	0	21,000	1,400
Central	217,275	5,729	115,103	11,496	2,346	240,187	9,996	745,263	272	662,735	444,325	5,208	0
Cogdell Memorial	60,262	5,571	48,879	3,234	6,083	99,959	4,915	342,417	147	218,644	0	204,611	12,705
First	447,148	140,513	354,141	19,062	9,700	0	115,303	1,745,470	1,007	2,198,502	1,447,344	728,247	11,158
Korean	0	2,559	12,679	0	0	0	0	70,524	0	170,494	0	170,494	0
Lake Shore	12,880	1,736	19,746	4,452	1,152	0	3,761	106,092	71	103,589	0	90,215	7,098
Lakeview	5,000	4,866	29,737	0	3,150	0	3,186	84,800	28	91,688	0	45,151	0
Mt. Zion	8,693	1,000	10,252	0	0	0	0	61,525	67	63,520	43,223	5,071	12,651
Perry Chapel	0	100	2,175	0	0	0	0	11,024	16	10,575	6,344	1,327	586
Robinson Drive	600	2,594	29,265	3,564	900	0	0	92,342	51	91,426	62,419	19,597	3,323
St. James	19,000	240	16,400	750	0	0	0	74,758	40	98,000	0	93,200	0
Sparks Memorial	15,001	1,554	20,065	3,267	0	0	2,255	100,351	57	95,265	0	86,396	2,909
Wesley	0	100	19,900	0	0	0	0	49,232	85	50,000	1,000	45,000	1,000
Woodway	176,680	25,115	138,285	7,974	866	291,351	0	821,027	278	693,784	0	681,626	11,966
West	3,558	1,256	12,237	3,534	3,600	0	0	59,181	58	70,514	0	63,175	1,090
Gholson: Wesley Chapel	1,570	688	11,179	0	0	0	9,581	54,567	35	49,019	0	29,362	10,316
Whitney King Memorial	28,651	5,993	30,322	4,824	3,861	10,924	7,602	193,426	117	198,789	0	152,542	1,040
Wortham: First	14,674	1,824	21,061	10,952	1,200	0	4,609	103,394	45	86,715	0	57,606	11,046
Kirvin	0	82	2,530	0	0	0	0	8,320	8	8,344	0	7,798	494
TOTAL	1,668,885	368,179	1,526,325	152,596	70,034	755,164	358,187	8,272,864	3,851	8,191,987	3,690,110	3,764,108	198,553
LAST YEAR	1,680,032	371,380	1,438,412	169,366	84,658	681,075	1,281,922	9,160,996	3,916	8,618,144	3,794,511	3,836,816	192,889
CHANGE	(11,147)	(3,201)	87,913	(16,770)	(14,624)	74,089	(923,735)	(888,132)	(65)	(426,157)	(104,401)	(72,708)	5,664

* Uncharted

WACD DISTRICT	RECEIVED FOR ANNUAL BUDGET/SPENDING PLAN				RECEIVED FOR CAPITAL CAMPAIGNS AND OTHER DESIGNATED SPECIAL PROJECTS					CONFERENCES, GEN CHURCH AND/OR OTHER INSTITUTIONAL SOURCES			
	Amount received from interest and dividends	Amount received from sale of church assets	Amount received through building use fees, contribution, and rentals	Amount received through fundraisers and other sources	Total income for designated causes including capital campaign and other special projects	Capital campaigns	Memorials, endowments, and bequests	Other sources and projects	Amount received for Special Sundays, General Advance Specials, World Service Specials, Conference Advance Specials, and other forms of directed benevolent (charitable) giving	Total income from connectional and other institutional sources outside the local church	Equitable Compensation Funds received by Church or Pastor	Advance Special, apportioned, and connectional funds received by church	Other grants and financial support from institutional sources
Church/Charge	67.d	67.e	67.f	67.g	68	68.a	68.b	68.c	68.d	69	69.a	69.b	69.c
Bosqueville	232	0	425	1,766	330	0	330	0	0	0	0	0	0
China Spring	1,994	0	1,517	1,517	29,081	9,115	0	10,203	9,763	0	0	0	0
Clifton	763	0	0	8,744	103,948	85,669	18,279	0	0	0	0	0	0
Coolidge	0	0	0	7,338	0	0	0	0	0	0	0	0	0
Crawford	200	0	0	0	6,265	788	900	4,441	136	0	0	0	0
Oglesby	0	0	1,910	0	0	0	0	0	0	0	0	0	0
Elm Mott	373	0	2,575	1,080	0	0	0	0	0	0	0	0	0
Riesel First	310	0	0	0	0	0	0	0	0	0	0	0	0
GROESBECK: Dennis Chapel	0	0	0	0	7,625	7,513	0	0	112	0	0	0	0
First	604	0	1,087	0	28,406	12,600	1,386	14,420	0	0	0	0	0
Thornton	0	0	0	0	0	0	0	0	0	0	0	0	0
Hewitt													
Hubbard	3,245	0	2,250	11,254	0	0	0	0	0	0	0	0	0
Mt. Calm	23	0	0	0	0	0	0	0	0	0	0	0	0
Lebanon	0	0	0	0	0	0	0	0	0	0	0	0	0
Leroy	0	0	0	0	0	0	0	0	0	0	0	0	0
Lorena	3,200	0	200	0	25,232	0	21,168	2,500	1,564	0	0	0	0
Mart First	45	0	0	0	19,700	0	0	19,700	0	0	0	0	0
McGregor	12,447	0	9,443	0	64,791	0	61,191	3,600	0	0	0	0	0
Meier Settlement	718	0	650	1,200	3,385	0	3,385	0	0	0	0	0	0
Meridian	171	0	0	11,949	16,056	12,580	565	0	2,911	830	0	0	830
MEXIA: First	18,942	0	3,600	0	0	0	0	0	0	0	0	0	0
St. Luke	0	0	0	0	0	0	0	0	0	0	0	0	0
Union Memorial	0	0	0	0	0	0	0	0	0	0	0	0	0
Mosheim	0	0	0	0	0	0	0	0	0	0	0	0	0

WACO DISTRICT	RECEIPTS												
	RECEIVED FOR ANNUAL BUDGET/SPENDING PLAN				RECEIVED FOR CAPITAL CAMPAIGNS AND OTHER DESIGNATED SPECIAL PROJECTS					RECEIVED FROM DISTRICTS, CONFERENCES, GEN CHURCH AND/OR OTHER INSTITUTIONAL SOURCES			
	Amount received from interest and dividends	Amount received from sale of church assets	Amount received through building use fees, contribution, and rentals	Amount received through fundraisers and other sources	Total income for designated causes including capital campaign and other special projects	Capital campaigns	Memorials, endowments, and bequests	Other sources and projects	Amount received for Special Sundays, General Advance Specials, World Service Specials, Conference Advance Specials, and other forms of directed benevolent (charitable) giving	Total income from connectional and other institutional sources outside the local church	Equitable Compensation Funds received by Church or Pastor	Advance Special, apportioned, and connectional funds received by church	Other grants and financial support from institutional sources
Church/Charge	67.d	67.e	67.f	67.g	68	68.a	68.b	68.c	68.d	69	69.a	69.b	69.c
Perry	0	0	2,131	4,016	2,142	0	860	0	1,282	0	0	0	0
Speegleville	4	12	0	1,170	180	0	180	0	0	150	0	0	150
VALLEY MILLS: First	0	0	425	5,654	0	0	0	0	0	0	0	0	0
Cayote	269	0	0	515	1,225	0	1,225	0	0	0	0	0	0
WACO: Austin Avenue	21,067	0	6,151	2,200	51,966	0	16,552	29,325	6,089	0	0	0	0
Brack's	0	0	290	600	129	0	0	0	129	0	0	0	0
Springhill	0	0	0	0	3,200	2,000	0	1,200	0	0	0	0	0
Central	0	0	213,202	0	2,180	0	2,180	0	0	0	0	0	0
Cogdell Memorial	214	0	1,114	0	123,071	102,824	6,927	9,581	3,739	0	0	0	0
First	5,086	0	6,667	0	21,716	0	6,360	0	15,356	0	0	0	0
Korean	0	0	0	0	0	0	0	0	0	0	0	0	0
Lake Shore	608	0	150	5,518	6,921	0	515	0	6,406	0	0	0	0
Lakeview	321	0	16,142	30,074	2,474	0	730	1,160	584	0	0	0	0
Mt. Zion	0	0	0	2,575	2,110	2,110	0	0	0	0	0	0	0
Perry Chapel	0	0	0	2,318	900	900	0	0	0	0	0	0	0
Robinson Drive	0	0	0	6,087	3,533	0	120	0	3,413	0	0	0	0
St. James	0	0	0	4,800	0	0	0	0	0	0	0	0	0
Sparks Memorial	257	0	1,500	4,203	1,327	0	1,030	0	297	0	0	0	0
Wesley	0	0	0	3,000	127	0	0	67	60	8,500	0	0	8,500
Woodway	142	0	50	0	208,883	109,470	14,321	79,256	5,836	0	0	0	0
West	159	900	200	4,990	9,045	0	5,925	2,835	285	0	0	0	0
Gholson: Wesley Chapel	750	0	3,150	5,441	6,647	0	1,265	2,790	2,592	0	0	0	0
Whitney King Memorial	3,417	0	150	41,640	25,296	14,796	2,140	6,453	1,907	0	0	0	0
Wortham: First	10,110	0	300	7,653	4,193	0	789	1,905	1,499	0	0	0	0
Kirvin	52	0	0	0	475	0	475	0	0	0	0	0	0
TOTAL	85,723	912	275,279	177,302	782,559	360,365	168,798	189,436	63,960	9,480	0	0	9,480
LAST YEAR	172,896	100	439,415	181,517	816,122	402,516	123,479	244,816	45,311	16,006	3,256	750	12,000
CHANGE	(87,173)	812	(164,136)	(4,215)	(33,563)	(42,151)	45,319	(55,380)	18,649	(6,526)	(3,256)	(750)	(2,520)

* Uncharted

WAXAHACHIE DISTRICT	Total professing Members at Close of last year	GAINS AND LOSSES											Total professing members reported at the close of this year	ETHNIC DIVERSITY				
		Received on Profession of Christian Faith	Restored by Affirmation	Correct previous year's reporting errors of total professing membership numbers by addition	Received from Other United Methodist Churches	Received from Other Denominations	Removed or Corrected by Charge Conference Action	Withdrawn from professing membership	Correct previous year's reporting errors of total professing membership numbers by subtraction	Removed by Transfer to Other United Methodist Churches	Removed by Transfer to Other Denominations	Removed by Death		Asian	African American/Black	Hispanic	Native American	Pacific Islander
Church/Charge	1	2.a	2.b	2.c	3	4	5.a	5.b	5.c	6	7	8	9	9.a	9.b	9.c	9.d	9.e
Alvarado First	414	6	0	0	4	11	0	0	0	1	1	9	424	0	1	4	0	0
Bardwell	50	3	0	0	0	0	0	0	0	0	0	0	53	0	0	0	0	0
Ennis Trinity	42	1	0	0	0	0	0	0	0	0	6	0	37	0	5	3	0	0
Blooming Grove	218	1	0	0	3	1	0	0	0	0	0	4	219	0	0	0	0	0
Dresden	20	0	0	0	0	0	0	0	0	0	2	0	18	0	0	0	0	0
Bristol	45	0	0	0	0	0	0	0	0	0	0	0	45	0	0	1	0	0
Cahill	113	0	0	0	3	2	0	0	0	0	0	0	118	0	0	1	0	0
CORSICANA: First	1,306	1	0	0	20	4	9	0	0	7	3	11	1,301	0	4	3	0	0
St. Andrew	68	1	0	0	0	0	0	0	0	0	0	1	68	0	56	0	0	0
St. Luke	261	0	0	0	39	0	0	0	0	0	0	7	293	0	0	0	0	0
Central (closed 06/2010)	63	0	0	0	0	0	0	1	15	46	0	1	0	0	0	0	0	0
Wesley	123	0	0	0	0	0	0	0	0	2	0	1	120	0	0	0	0	0
Chatfield	78	5	0	1	0	0	0	0	0	0	0	0	84	0	0	1	0	0
Dawson	236	3	0	0	2	1	0	0	0	0	0	3	239	0	1	4	0	0
Tehuacana	105	0	0	0	0	0	0	0	0	0	0	0	105	0	1	0	0	0
Emhouse	51	0	1	0	0	0	0	0	0	0	0	1	51	0	1	1	0	0
ENNIS: Alliance of Faith	23	0	0	0	0	0	0	0	0	0	0	0	23	0	23	0	0	0
First	575	0	0	0	2	5	0	0	0	11	2	11	558	2	2	4	0	0
Eureka	123	1	0	0	2	0	0	0	0	1	0	0	125	0	0	0	0	0
Barry	42	0	0	0	0	0	0	0	0	0	0	1	41	0	0	0	0	0
Ferris First	245	4	0	0	0	0	0	0	0	0	0	4	245	0	0	12	1	0
Frost	122	2	0	0	2	3	0	0	0	0	0	1	128	0	0	1	3	0
Grandview First	224	5	0	0	1	0	2	0	0	3	0	1	224	0	0	12	0	0
HILLSBORO: First	541	0	0	0	4	3	0	0	0	7	3	14	524	0	0	8	0	0
Line Street	146	0	0	0	1	0	0	0	0	1	1	5	140	0	2	1	0	0

CENTRAL TEXAS CONFERENCE STATISTICAL TABLES - 2010

WAXAHACHIE DISTRICT	CHURCH MEMBERSHIP																	
		GAINS AND LOSSES												ETHNIC DIVERSITY				
	Total professing Members at Close of last year	Received on Profession of Christian Faith	Restored by Affirmation	Correct previous year's reporting errors of total professing membership numbers by addition	Received from Other United Methodist Churches	Received from Other Denominations	Removed or Corrected by Charge Conference Action	Withdrawn from professing membership	Correct previous year's reporting errors of total professing membership numbers by subtraction	Removed by Transfer to Other United Methodist Churches	Removed by Transfer to Other Denominations	Removed by Death	Total professing members reported at the close of this year	Asian	African American/Black	Hispanic	Native American	Pacific Islander
Church/Charge	1	2.a	2.b	2.c	3	4	5.a	5.b	5.c	6	7	8	9	9.a	9.b	9.c	9.d	9.e
Covington	85	0	0	0	0	0	0	0	0	0	0	1	84	0	0	4	0	0
Italy First	75	0	0	0	0	0	0	0	0	0	0	2	73	0	0	0	0	0
Itasca	151	2	2	0	0	0	0	0	0	0	0	0	155	0	3	9	0	0
Blum	42	0	0	0	0	0	0	0	0	0	0	0	42	0	0	0	0	0
Kerens First	237	0	0	0	2	2	0	0	0	2	2	4	233	0	0	0	0	0
Pleasant Grove	129	2	0	0	0	1	0	0	0	4	0	0	128	0	0	0	0	0
Lakeside	111	3	0	0	0	0	0	0	0	2	0	3	109	0	0	2	0	0
MANSFIELD: Community of Hope	287	47	2	0	6	10	0	7	31	2	0	2	310	6	20	24	0	0
First	5,769	118	0	0	106	176	0	0	0	22	0	18	6,129	42	39	167	12	8
Maypearl	127	0	0	0	2	0	0	0	0	0	0	0	129	0	0	5	0	4
Britton	74	2	0	0	0	0	0	0	0	0	0	2	74	0	0	5	0	0
Midlothian First	1,426	28	0	0	13	4	0	0	0	14	0	8	1,449	2	0	18	0	0
Ovilla	489	17	0	0	30	9	0	0	0	0	0	2	543	5	0	0	0	0
Palmer First	288	1	0	0	4	3	0	0	0	0	1	5	290	0	0	5	0	0
Pelham Wesley Chapel	8	0	0	0	0	0	0	0	0	0	0	0	8	0	8	0	0	0
Brushie Prairie St. Delight	4	0	0	0	0	0	0	0	0	0	0	1	3	0	2	1	0	0
Millford New Beginnings	13	0	0	0	0	0	0	0	0	0	0	0	13	0	10	0	0	0
Red Oak	878	6	3	0	3	2	0	0	0	8	5	3	876	3	6	9	0	1
Richland	21	0	9	0	0	1	0	0	0	0	0	3	28	0	0	1	0	0
Sardis	193	9	0	0	17	2	0	0	0	0	0	0	221	0	0	0	0	0
Venus	182	2	0	0	0	1	0	0	0	0	0	0	185	0	0	0	0	0
Watt's Chapel	111	0	0	0	0	3	0	0	1	0	0	2	111	0	0	2	0	0
WAXAHACHIE: Bethel	132	8	0	0	4	0	0	5	32	0	0	0	107	0	0	0	0	0
Ferris Heights	399	4	0	0	7	0	0	0	0	14	1	4	391	1	0	1	2	0
First	1,337	7	0	0	22	10	0	10	0	10	5	9	1,342	0	3	7	0	0
New Day *	0	7	0	0	12	4	0	0	0	0	0	0	23	1	4	0	0	0
TOTAL	17,802	296	17	1	311	258	11	23	79	159	30	144	18,239	62	191	316	18	13
LAST YEAR	17,674	398	17	28	185	228	166	27	200	111	51	173	17,802	57	174	285	16	12
CHANGE	128	(102)	0	(27)	126	30	(155)	(4)	(121)	48	(21)	(29)	437	5	17	31	2	1

* Uncharted

WAXAHACHIE DISTRICT	ETHNIC DIVERSITY		GENDER		Worship	Baptisms		Other		CHRISTIAN FORMATION GROUPS: CHURCH SCHOOL AND OTHER SMALL GROUP MINISTRIES					
	White	Multi-Racial	Female	Male	Average attendance at principal weekly worship service	Number of persons baptized this year (all ages)	Total baptized members who have not become professing members	Number of other constituents of the church	Total enrolled in confirmation classes this year	Number of Children (0-11 yrs.) in Christian groups and all other small groups	Number of Youth (12-18 yrs.) in Christian groups and all other small groups	Number of Young Adults (19-30 yrs.) in Christian groups and all other small groups	Number of Other Adults (31 + yrs.) in Christian groups and all other small groups	TOTAL number of persons in Christian groups and all other small groups (15+16+17+18)	Average attendance in Church School (all ages)
Church/Charge	9.f	9.g	9.h	9.i	10	11	12	13	14	15	16	17	18	19	20
Alvarado First	419	0	242	182	162	3	25	125	0	48	39	31	85	203	82
Bardwell	53	0	34	19	39	3	0	0	0	0	0	0	0	0	0
Ennis Trinity	29	0	26	11	11	1	0	0	0	0	0	0	0	0	0
Blooming Grove	219	0	130	89	61	1	0	16	0	16	11	6	56	89	22
Dresden	18	0	11	7	17	0	0	2	0	1	0	0	0	1	0
Bristol	44	0	33	12	22	0	0	15	0	0	2	0	0	2	6
Cahill	117	0	68	50	53	1	2	0	0	3	0	0	18	21	12
CORSICANA: First	1,294	0	814	487	271	8	73	58	0	60	18	6	198	282	167
St. Andrew	12	0	37	31	23	0	0	0	0	0	0	0	0	0	8
St. Luke	293	0	138	155	66	1	10	28	4	28	7	6	35	76	28
Central (closed 06/2010)	0	0	0	0	0	0	0	0	0	0	0	0	0	0	0
Wesley	120	0	82	38	22	0	0	1	0	0	0	0	5	5	8
Chatfield	83	0	43	41	26	1	17	15	3	6	5	0	13	24	5
Dawson	234	0	129	110	41	3	1	0	1	24	3	1	27	55	16
Tehuacana	104	0	60	45	29	0	0	0	0	0	0	0	23	23	10
Emhouse	49	0	31	20	24	0	0	3	0	1	4	8	2	15	12
ENNIS: Alliance of Faith	0	0	14	9	12	0	0	8	0	3	0	0	6	9	9
First	546	4	305	253	178	2	7	12	7	32	28	12	68	140	151
Eureka	125	0	76	49	36	0	3	0	0	0	4	0	15	19	14
Barry	41	0	25	16	15	0	0	0	0	0	0	0	0	0	0
Ferris First	217	15	166	79	50	4	1	112	6	2	21	2	32	57	5
Frost	124	0	77	51	60	2	0	20	0	28	22	3	35	88	44
Grandview First	212	0	121	103	70	0	0	16	0	15	8	3	47	73	38
HILLSBORO: First	516	0	304	220	137	4	29	13	0	28	16	0	56	100	64
Line Street	135	2	90	50	41	0	0	20	0	0	0	0	0	0	12

WAXAHACHIE DISTRICT	CHURCH MEMBERSHIP									EDUCATION & MINISTRY					
	ETHNIC DIVERSITY		GENDER		Worship	Baptisms		Other		CHRISTIAN FORMATION GROUPS: CHURCH SCHOOL AND OTHER SMALL GROUP MINISTRIES					
Church/Charge	White	Multi-Racial	Female	Male	Avarage attendance at principal weekly worship service	Number of persons baptized this year (all ages)	Total baptized members who have not become professing members	Number of other constituents of the church	Total enrolled in confirmation classes this year	Number of Children (0-11 yrs.) in Christian groups and all other small groups	Number of Youth (12-18 yrs.) in Christian groups and all other small groups	Number of Young Adults (19-30 yrs.) in Christian groups and all other small groups	Number of Other Adults (31 + yrs.) in Christian groups and all other small groups	TOTAL number of persons in Christian groups and all other small groups (15+16+17+18)	Average attendance in Church School (all ages)
	9.f	9.g	9.h	9.i	10	11	12	13	14	15	16	17	18	19	20
Covington	80	0	64	20	22	0	0	0	0	0	0	0	0	0	4
Italy First	73	0	42	31	30	0	17	24	0	5	0	0	12	17	12
Itasca	136	7	94	61	51	1	7	0	5	28	7	0	12	47	21
Blum	42	0	26	16	10	1	3	0	0	2	1	0	6	9	5
Kerens First	233	0	119	114	53	2	10	10	0	104	25	0	85	214	25
Pleasant Grove	128	0	57	71	24	0	12	0	0	5	5	1	11	22	14
Lakeside	107	0	56	53	70	1	0	56	0	0	0	0	25	25	0
MANSFIELD: Community of Hope	260	0	177	133	435	25	22	31	13	150	50	15	21	236	180
First	5,818	43	3,112	3,017	2,039	112	1,101	1,520	67	1,889	384	70	1,250	3,593	904
Maypearl	120	0	67	62	59	0	17	25	0	3	6	0	0	9	4
Britton	69	0	48	26	20	2	0	0	0	1	7	1	15	24	12
Midlothian First	1,417	12	796	653	326	12	300	40	15	276	170	25	449	920	194
Ovilla	538	0	297	246	190	4	30	46	14	57	31	11	62	161	112
Palmer First	283	2	238	52	62	1	50	10	0	10	11	4	21	46	19
Pelham Wesley Chapel	0	0	4	4	14	0	0	0	0	0	0	0	0	0	14
Brushie Prairie St. Delight	0	0	1	2	14	0	0	0	0	0	0	0	0	0	14
Milford New Beginnings	3	0	8	5	13	0	0	0	0	0	0	0	0	0	13
Red Oak	857	0	525	351	187	9	4	72	0	69	14	25	69	177	76
Richland	27	0	17	11	17	0	2	2	0	5	4	0	15	24	10
Sardis	218	3	121	100	61	6	1	0	0	9	6	4	35	54	28
Venus	178	7	91	94	26	0	0	0	0	4	0	2	0	6	0
Watt's Chapel	109	0	69	42	27	0	0	19	0	0	0	0	12	12	9
WAXAHACHIE: Bethel	107	0	51	56	73	7	0	10	3	0	0	0	0	0	17
Ferris Heights	384	3	229	162	79	4	53	176	0	65	7	5	70	147	60
First	1,332	0	764	578	394	5	4	13	0	125	110	27	320	582	240
New Day *	18	0	10	13	47	4	1	66	0	15	8	1	31	55	17
TOTAL	17,541	98	10,139	8,100	5,809	230	1,802	2,584	138	3,117	1,034	269	3,242	7,662	2,717
LAST YEAR	17,176	82	10,010	7,792	5,591	261	1,783	2,464	191	2,834	1,050	238	2,827	6,949	2,697
CHANGE	365	16	129	308	218	(31)	19	120	(53)	283	(16)	31	415	713	20

* Uncharted

WAXAHACHIE DISTRICT	CHRISTIAN FORMATION GROUPS: CHURCH SCHOOL AND OTHER SMALL GROUP MINISTRIES					UNITED METHODIST MEN		UNITED METHODIST WOMEN		VOLUNTEERS IN MISSION			
	Number of persons (all ages) in covenant discipleship groups	Number of participants in Vacation Bible School	Number of ongoing CLASSE (all ages) for learning in Sunday church school	Number of ongoing CLASSES for learning (all ages) other than Sunday church school	Number of short-term CLASSES and GROUPS (all ages) for learning	Membership in United Methodist Men	Amount Paid for UMM projects	Membership in United Methodist Women	Amount paid for UMW projects	Number of UMVIM teams sent from this local church	Number of church members participating in any UMVIM team	Number of other mission teams sent from this local church	Number of persons sent out on other mission teams from this local church
Church/Charge	21	22	23	24	25	26	27	28	29	30.a	30.b	31.a	31.b
Alvarado First	10	64	11	3	7	0	412	38	1,396	0	0	1	13
Bardwell	0	0	0	0	0	0	0	0	0	0	0	0	0
Ennis Trinity	0	0	0	0	0	0	0	0	0	0	0	0	0
Blooming Grove	0	59	5	2	2	0	0	0	0	0	0	2	7
Dresden	0	0	0	1	0	0	0	0	0	0	0	0	0
Bristol	13	0	1	1	2	0	0	0	0	1	3	0	0
Cahill	0	29	3	0	12	0	0	0	0	0	0	0	0
CORSICANA: First	0	108	14	5	11	0	0	113	7,519	0	0	0	0
St. Andrew	0	10	0	14	0	0	0	0	0	0	0	0	0
St. Luke	6	42	3	1	2	10	350	18	455	1	10	1	6
Central (closed 06/2010)	0	0	0	0	0	0	0	0	0	0	0	0	0
Wesley	0	0	1	0	2	0	0	11	1,800	0	0	0	0
Chatfield	0	29	2	0	5	0	0	0	0	0	0	0	0
Dawson	0	23	4	1	1	0	0	10	233	0	0	1	1
Tehuacana	0	0	1	1	0	0	0	0	0	0	0	1	1
Emhouse	0	0	2	1	1	0	0	10	247	0	0	1	6
ENNIS: Alliance of Faith	6	5	9	6	6	0	0	10	0	0	0	0	0
First	42	181	15	4	7	0	0	0	0	0	0	2	29
Eureka	0	0	2	0	0	0	0	13	80	0	0	0	0
Barry	0	0	0	0	0	0	0	0	0	0	0	0	0
Ferris First	6	58	3	1	2	4	2,810	15	2,810	2	16	0	0
Frost	25	52	5	4	5	0	0	12	300	0	0	1	10
Grandview First	0	40	6	4	0	0	0	5	0	0	0	0	0
HILLSBORO: First	0	0	8	2	1	18	362	25	2,562	0	1	0	0
Line Street	0	0	2	0	2	0	0	0	0	0	0	0	0

WAXAHACHIE DISTRICT	EDUCATION & MINISTRY												
	CHRISTIAN FORMATION GROUPS: CHURCH SCHOOL AND OTHER SMALL GROUP MINISTRIES					UNITED METHODIST MEN		UNITED METHODIST WOMEN		VOLUNTEERS IN MISSION			
	Number of persons (all ages) in covenant discipleship groups	Number of participants in Vacation Bible School	Number of ongoing CLASSE (all ages) for learning in Sunday church school	Number of ongoing CLASSES for learning (all ages) other than Sunday church school	Number of short-term CLASSES and GROUPS (all ages) for learning	Membership in United Methodist Men	Amount Paid for UMM projects	Membership in United Methodist Women	Amount paid for UMW projects	Number of UMVIM teams sent from this local church	Number of church members participating in any UMVIM team	Number of other mission teams sent from this local church	Number of persons sent out on other mission teams from this local church
Church/Charge	21	22	23	24	25	26	27	28	29	30.a	30.b	31.a	31.b
Covington	0	0	0	0	0	0	0	0	0	0	0	0	0
Italy First	0	0	2	0	2	0	0	15	1,000	0	0	0	0
Itasca	21	45	3	3	0	0	0	0	0	0	0	0	0
Blum	0	0	2	0	0	0	0	0	0	0	0	0	0
Kerens First	5	35	4	3	5	0	0	0	0	0	0	1	2
Pleasant Grove	4	5	3	1	6	0	0	0	0	0	0	1	4
Lakeside	0	34	3	5	1	0	0	0	0	0	1	0	0
MANSFIELD: Community of Hope	0	175	11	3	3	0	0	0	0	0	0	3	3
First	70	1,255	80	72	17	50	15,000	30	7,500	7	212	0	0
Maypearl	0	26	1	0	1	0	0	0	0	0	0	0	0
Britton	0	12	2	1	1	0	0	0	0	0	0	0	0
Midlothian First	120	290	21	10	3	20	0	60	660	1	39	1	84
Ovilla	9	98	11	12	4	0	0	0	0	3	9	2	24
Palmer First	10	68	4	5	1	3	0	15	2,511	0	0	22	212
Pelham Wesley Chapel	0	0	0	0	0	0	0	4	56	0	0	0	0
Brushie Prairie St. Delight	0	0	0	0	0	0	0	0	0	0	0	0	0
Milford New Beginnings	0	0	0	0	0	0	0	0	0	0	0	0	0
Red Oak	25	150	10	20	4	20	1,390	33	2,003	0	0	2	16
Richland	10	60	15	15	0	0	0	3	0	0	0	0	0
Sardis	0	21	5	2	4	12	0	17	0	0	14	0	0
Venus	0	0	0	0	0	0	0	0	0	0	0	0	2
Watt's Chapel	0	0	2	0	0	0	0	0	0	0	0	0	0
WAXAHACHIE: Bethel	0	25	0	0	0	0	0	0	0	0	0	0	0
Ferris Heights	13	52	9	1	3	10	200	18	671	1	5	1	2
First	23	168	14	16	35	0	0	33	1,102	0	0	10	170
New Day *	0	0	3	0	9	0	0	0	0	0	0	1	0
TOTAL	418	3,219	302	220	167	147	20,524	508	32,905	16	310	54	592
LAST YEAR	329	2,633	248	146	103	222	6,811	512	32,685	22	327	36	333
CHANGE	89	586	54	74	64	(75)	13,713	(4)	220	(6)	(17)	18	259

* Uncharted

WAXAHACHIE DISTRICT	WEEKDAY MINISTRIES				PROPERTY AND OTHER ASSETS		LIABILITIES		GENERAL CHURCH					
	Number of community ministries for daycare and/or education	Number of persons impacted by community ministries for daycare and education	Number of community ministries for outreach, justice, and mercy	Number of persons impacted by community ministries for outreach, justice, and mercy	Market value of church-owned land, buildings, and equipment (church and parsonage values combined)	Market value of all other church-owned assets	Debt secured by church physical assets	Other indebtedness	World Service (45.74% of Func 9)	Ministerial Education Fund Paid	Black College Fund Paid	Africa University Paid	Episcopal Fund Paid	Interdenominational Cooperation Paid
Church/Charge	32	33	34	35	36	37	38	39	70.b	71.b	72.b	73.b	88.b	86.b
Alvarado First	0	0	1	125	2,174,000	77,364	0	0	5,417	1,770	706	158	1,422	138
Bardwell	0	0	0	0	0	25,000	0	0	394	129	51	11	103	10
Ennis Trinity	0	0	0	0	0	0	0	0	292	95	38	9	77	7
Blooming Grove	0	0	3	155	784,000	83,319	0	0	1,387	453	181	40	365	35
Dresden	0	0	2	150	53,299	0	0	0	175	57	23	5	47	4
Bristol	0	0	0	0	175,000	20,000	0	0	321	105	42	9	84	8
Cahill	0	0	6	38	690,700	1,249,000	0	0	847	277	110	25	223	22
CORSICANA: First	1	49	9	497	0	855,595	184,730	0	10,411	3,401	1,357	304	2,733	265
St. Andrew	0	0	3	30	325,000	0	16,200	0	380	124	49	11	100	10
St. Luke	0	0	2	25	989,332	25,555	0	0	1,533	501	200	45	402	39
Central (closed 06/2010)	0	0	0	0	805,000	0	0	0	540	176	70	16	142	14
Wesley	0	0	0	0	115,000	46,700	0	0	53	30	15	15	272	10
Chatfield	0	0	0	0	75,000	14,500	0	0	453	148	59	13	119	12
Dawson	1	15	1	7	725,000	51,868	0	0	1,110	363	145	32	291	28
Tehuacana	0	0	2	23	580,650	110,013	0	0	905	296	118	26	238	23
Emhouse	0	0	0	0	248,000	0	0	0	380	124	49	11	100	10
ENNIS: Alliance of Faith	0	0	0	0	154,000	0	0	0	321	105	42	9	84	8
First	1	75	2	79	4,000,000	425,000	593,857	0	5,031	500	200	207	1,000	181
Eureka	0	0	0	0	159,000	56,082	0	0	730	239	95	21	192	19
Barry	0	0	0	0	150,000	12,000	0	0	350	114	46	10	92	9
Ferris First	0	0	0	0	2,997,000	20,000	0	0	2,234	730	291	65	586	57
Frost	1	12	1	66	648,520	77,633	0	0	876	286	114	26	230	22
Grandview First	0	0	18	1,500	1,792,695	38,542	0	0	2,585	844	337	75	678	66
HILLSBORO: First	2	45	1	76	71,775,000	12,000	1,109,000	0	1,113	410	641	144	336	125
Elne Street	0	0	0	0	0	22,000	0	0	1,460	477	190	43	383	37

WAXAHACHIE DISTRICT	EDUCATION & MINISTRY								APPORTIONMENTS					
	WEEKDAY MINISTRIES				PROPERTY AND OTHER ASSETS		LIABILITIES		GENERAL CHURCH					
	Number of community ministries for daycare and/or education	Number of persons impacted by community ministries for daycare and education	Number of community ministries for outreach, justice, and mercy	Number of persons impacted by community ministries for outreach, justice, and mercy	Market value of church-owned land, buildings, and equipment (church and parsonage values combined)	Market value of all other church-owned assets	Debt secured by church physical assets	Other indebtedness	World Service (45.74% of Fund 9)	Ministerial Education Fund Paid	Black College Fund Paid	Africa University Paid	Episcopal Fund Paid	Interdenominational Cooperation Paid
Church/Charge	32	33	34	35	36	37	38	39	70.b	71.b	72.b	73.b	88.b	66.b
Covington	0	0	0	0	0	130,000	0	0	686	224	89	20	180	17
Italy First	0	0	1	25	630,000	28,914	0	0	920	301	120	27	241	23
Itasca	2	28	3	40	198,000	63,500	0	0	993	324	129	29	261	25
Blum	0	0	3	25	150,000	5,500	0	0	204	67	27	6	54	5
Kerens First	6	137	12	71	588,323	79,800	0	0	1,343	439	175	39	353	34
Pleasant Grove	0	0	1	20	425,000	79,178	0	0	628	205	82	18	165	16
Lakeside	0	0	1	9	1,140,000	140,000	140,393	0	2,716	887	354	79	713	69
MANSFIELD: Community of Hope	1	61	0	0	0	5,000	1,900,000	0	6,425	2,099	837	187	1,686	163
First	4	400	18	9,228	10,418,000	2,494,632	4,962,072	0	41,542	13,571	5,414	1,212	10,904	1,056
Maypearl	0	0	0	0	563,268	50,000	0	0	832	272	110	24	218	21
Britton	0	0	0	0	195,000	20,000	0	0	394	129	51	11	103	13
Midlothian First	2	54	6	280	5,162,000	729,000	1,728,066	28,000	804	0	0	0	2,334	0
Ovilla	0	0	9	78	3,418,678	146,100	140,182	0	5,213	1,703	679	152	1,368	133
Palmer First	1	55	3	48	1,088,000	190,000	0	0	2,497	816	325	73	655	63
Pelham Wesley Chapel	0	0	0	0	103,000	0	0	0	59	18	8	2	15	1
Brushie Prairie St. Delight	0	0	0	0	48,000	0	0	0	59	18	8	2	15	1
Milford New Beginnings	0	0	0	0	150,000	0	0	0	146	48	19	4	38	4
Red Oak	4	103	10	249	1,994,390	10,000	52,559	6,107	5,009	1,636	653	146	1,315	127
Richland	0	0	1	100	150,000	40,000	8,750	0	278	91	36	8	73	7
Sardis	0	0	0	0	780,000	177,000	0	0	920	301	120	27	241	23
Venus	0	0	1	31	716,500	0	0	0	0	0	0	0	0	0
Watt's Chapel	0	0	3	35	247,000	136,500	0	0	569	186	74	20	149	14
WAXAHACHIE: Bethel	0	0	0	0	547,000	0	0	0	993	324	129	29	261	25
Ferris Heights	1	60	4	200	1,800,000	122,551	0	0	2,716	887	354	79	713	69
First	3	160	16	700	6,817,677	75,406	394,714	0	15,215	4,970	1,983	444	3,994	387
New Day *	0	0	1	30	100,000	0	0	0	0	0	0	0	0	0
TOTAL	30	1,254	144	13,940	126,846,032	7,945,252	11,230,523	34,107	130,459	41,270	16,945	3,968	36,348	3,455
LAST YEAR	30	1,079	108	11,272	115,937,274	6,269,809	11,703,751	57,900	147,951	39,450	18,591	4,161	36,599	3,632
CHANGE	0	175	36	2,668	10,908,758	1,675,443	(473,228)	(23,793)	(17,492)	1,820	(1,646)	(193)	(251)	(177)

* Uncharted

WAXAHACHIE DISTRICT	JURISDICTIONAL			CLERGY BENEFITS						ADMINISTRATION AND BENEVOLENCES				
	Mount Sequoyah Paid	Lydia Patterson Paid	SMU Campus Ministry Paid	Clergy Health Insurance Paid	Conference Claimants/CPP Paid	Retiree Health Benefits Paid	Equitable Compensation Paid	District Superintendent Paid	Other Clergy Benefits Paid	Property and Administration Paid	Conference Benevolences (54.26% of Fund 9)	Texas Methodist Colleges Paid	Wesley Foundations Paid	Glen Lake Camp Paid
Church/Charge	74.b	75.b	76.b	82.b	90.b	91.b	87.b	89.b	81.b	85.b	70.b	77.b	78.b	84.b
Alvarado First	52	227	28	9,499	5,063	1,004	229	3,465	432	4,494	6,427	402	1,258	181
Bardwell	4	16	2	694	368	73	17	252	31	327	468	29	92	13
Ennis Trinity	3	12	2	512	273	54	12	187	23	242	346	22	68	10
Blooming Grove	13	58	7	2,432	1,296	257	59	887	111	1,151	1,646	103	322	46
Dresden	2	7	1	307	164	32	7	112	14	145	208	13	41	6
Bristol	3	13	2	563	300	60	14	205	26	266	381	24	75	11
Cahill	8	35	4	1,485	791	157	36	542	68	703	1,005	63	197	28
CORSICANA: First	99	436	54	18,255	9,729	1,930	440	6,659	831	8,636	12,351	772	2,418	348
St. Andrew	4	16	2	666	355	70	16	243	30	315	450	28	88	13
St. Luke	15	73	8	2,688	1,433	284	65	981	122	1,272	1,819	114	356	51
Central (closed 06/2010)	5	23	3	947	505	100	23	346	43	448	641	40	125	18
Wesley	5	5	5	420	300	100	44	202	50	100	63	20	20	5
Chatfield	4	19	2	794	423	84	19	290	36	375	537	34	105	15
Dawson	11	46	6	1,946	1,037	206	45	710	89	921	1,316	82	258	37
Tehuacana	9	38	5	1,587	846	168	38	579	72	751	1,074	67	210	30
Emhouse	4	16	2	666	355	70	16	243	30	315	450	28	88	13
ENNIS: Alliance of Faith	3	13	2	563	300	60	14	205	26	266	381	24	75	11
First	68	100	37	12,469	6,646	500	301	1,645	567	1,000	5,969	527	1,650	237
Eureka	7	31	4	1,280	682	135	31	467	58	606	866	54	169	24
Barry	3	15	2	614	327	65	15	224	28	291	416	26	81	12
Ferris First	21	93	12	3,917	2,088	414	94	1,429	178	1,853	2,650	166	519	75
Frost	8	37	5	1,536	819	162	37	560	70	728	1,039	65	203	29
Grandview First	25	108	14	4,532	2,415	479	109	1,653	206	2,144	3,066	192	600	86
HILLSBORO: First	47	206	26	1,021	760	912	208	830	393	365	1,321	365	389	164
Line Street	14	61	8	2,560	1,365	271	62	934	116	1,211	1,732	108	339	49

CENTRAL TEXAS CONFERENCE STATISTICAL TABLES - 2010

WAXAHACHIE DISTRICT	APPORTIONMENTS													
	JURISDICTIONAL			CLERGY BENEFITS						ADMINISTRATION AND BENEVOLENCES				
	Mount Sequoyah Paid	Lydia Patterson Paid	SMU Campus Ministry Paid	Clergy Health Insurance Paid	Conference Claimants/OPP Paid	Retiree Health Benefits Paid	Equitable Compensation Paid	District Superintendent Paid	Other Clergy Benefits Paid	Property and Administration Paid	Conference Benevolences (54.26% of Fund 9)	Texas Methodist Colleges Paid	Wesley Foundations Paid	Glen Lake Camp Paid
Church/Charge	74.b	75.b	76.b	82.b	90.b	91.b	87.b	89.b	81.b	85.b	70.b	77.b	78.b	84.b
Covington	7	29	4	1,203	641	129	29	439	55	569	814	51	159	23
Italy First	9	38	5	1,613	860	171	39	588	73	763	1,091	68	214	31
Itasca	8	42	5	1,741	928	184	42	635	79	824	1,178	74	231	33
Blum	1	9	1	358	191	38	9	131	16	170	243	15	47	7
Keren's First	13	56	7	2,355	1,255	249	57	859	107	1,114	1,594	100	312	45
Pleasant Grove	6	26	3	1,101	587	116	27	402	50	521	745	47	146	21
Lakeside	26	114	14	4,762	2,538	504	115	1,737	217	2,253	3,222	201	631	91
MANSFIELD: Community of Hope	61	269	34	11,265	6,004	1,191	272	4,111	513	5,329	7,621	477	1,492	214
First	395	1,738	217	72,843	38,822	7,703	1,756	26,573	3,314	34,460	49,281	3,081	9,647	1,385
Maypearl	8	35	4	1,459	779	154	36	532	66	690	988	62	193	28
Britton	4	16	2	691	368	73	17	252	31	327	468	29	92	13
Midlothian First	85	372	45	15,592	8,310	1,649	376	5,688	709	1,500	953	0	550	297
Ovilla	50	218	27	9,140	4,872	967	220	3,334	416	4,324	6,184	387	1,211	174
Palmer First	24	104	13	4,378	2,333	463	106	1,597	199	2,071	2,962	185	580	83
Pelham Wesley Chapel	1	2	1	102	55	11	2	37	5	48	69	4	14	2
Brushie Prairie St. Delight	1	2	1	102	55	11	2	37	5	48	69	4	14	2
Milford New Beginnings	1	6	1	256	136	27	6	93	12	121	173	11	34	5
Red Oak	48	210	26	8,782	4,681	929	212	3,203	400	4,155	5,941	371	1,163	167
Richland	3	12	1	486	259	51	12	177	23	230	329	21	64	9
Sardis	9	38	5	1,613	860	171	39	588	73	763	1,091	68	214	31
Venus	0	0	0	0	0	0	0	0	0	0	0	0	0	0
Watt's Chapel	5	24	3	999	532	106	24	364	45	472	676	42	132	19
WAXAHACHIE: Bethel	9	42	5	1,741	928	184	42	635	79	824	1,178	74	231	33
Ferris Heights	26	114	14	4,762	2,538	504	115	1,737	217	2,253	3,222	201	631	91
First	144	636	80	26,678	14,219	2,821	643	9,732	1,214	12,621	18,050	1,128	3,533	508
New Day *	0	0	0	0	0	0	0	0	0	0	0	0	0	0
TOTAL	1,381	5,856	761	245,975	131,391	26,053	6,149	87,331	11,568	105,375	154,764	10,069	31,281	4,824
LAST YEAR	1,337	6,528	772	193,134	116,833	21,911	5,547	80,251	8,061	109,396	175,513	16,657	32,786	10,039
CHANGE	44	(672)	(11)	52,841	14,558	4,142	602	7,080	3,507	(4,021)	(20,749)	(6,588)	(1,505)	(5,215)

* Uncharted

WAXAHACHIE DISTRICT	DISTRICT			TOTALS AND PERCENT PAID			CONFERENCE				DISTRICT			
	District Work Fund Paid	District Missions Paid	Wesley Foundations Special Paid	Total amount APPORTIONED to the local church for all causes paid to AC Treasurer	Total amount PAID by the local church for all apportioned causes to AC Treasurer	Payout Percentage	Aldersgate Enrichment Center	Global Aids	Justice for Our Neighbors	United Centers	Central Texas Senior Ministry	Laura Edwards Community Center	Metro Board of Missions	Tarrant Area Community of Churches
Church/Charge	83.b	80.b	79.b	40.a	40.b	X	108	114	110	111	112	113	115	116
Alvarado First	3,941	0	1,362	47,675	47,675	100	639	330	153	202	0	0	0	0
Bardwell	287	0	99	3,470	3,470	100	15	24	11	15	0	0	0	0
Ennis Trinity	213	0	73	2,570	2,570	100	0	0	0	0	0	0	0	0
Blooming Grove	1,010	0	349	12,208	12,208	100	51	84	39	51	0	0	0	0
Dresden	128	0	44	1,542	1,542	100	6	11	5	6	0	0	0	0
Bristol	234	0	81	2,827	2,827	100	12	20	9	12	0	0	0	0
Cahill	615	0	213	7,453	7,454	100	31	51	24	31	0	0	0	0
CORSICANA: First	7,576	0	2,617	91,622	91,622	100	386	632	293	386	0	0	0	0
St. Andrew	276	0	95	3,341	3,341	100	14	23	11	14	0	0	0	0
St. Luke	1,116	0	385	13,493	13,502	100	70	93	43	57	0	0	0	0
Central (closed 06/2010)	394	0	136	4,755	4,755	100	20	33	15	20	0	0	0	0
Wesley	0	13	25	9,124	1,772	19	0	0	0	0	0	0	0	0
Chatfield	329	0	114	3,984	3,984	100	17	27	13	17	0	0	0	0
Dawson	808	0	279	9,766	9,766	100	0	0	0	0	0	0	0	0
Tehuacana	659	0	228	7,967	7,967	100	0	55	64	32	0	0	0	0
Emhouse	276	0	95	3,341	3,341	100	14	23	11	14	0	0	0	0
ENNIS: Alliance of Faith	234	0	81	2,827	2,827	100	0	0	0	0	0	0	0	0
First	2,477	0	1,787	62,581	43,099	69	264	200	200	264	0	0	0	0
Eureka	531	0	184	6,425	6,425	100	27	44	21	27	0	0	0	0
Barry	256	0	88	3,084	3,084	100	13	21	10	13	0	0	0	0
Ferris First	1,627	0	562	19,661	19,661	100	50	0	0	0	0	0	0	0
Frost	638	0	220	7,710	7,710	100	0	53	25	32	0	0	0	0
Grandview First	1,881	0	650	22,745	22,745	100	96	157	73	96	0	0	0	0
HILLSBORO: First	0	0	716	43,305	10,492	24	0	0	0	0	0	0	0	0
Line Street	1,063	0	367	12,850	12,850	100	54	89	41	54	0	0	0	0

WAXAHACHIE DISTRICT	APPORTIONMENTS						ASKINGS AND FAIR SHARE GOALS							
	DISTRICT			TOTALS AND PERCENT PAID			CONFERENCE				DISTRICT			
	District Work Fund Paid	District Missions Paid	Wesley Foundations Special Paid	Total amount APPORTIONED to the local church for all causes paid to AC Treasurer	Total amount PAID by the local church for all apportioned causes to AC Treasurer	Payout Percentage	Aldersgate Enrichment Center	Global Aids	Justice for Our Neighbors	United Centers	Central Texas Senior Ministry	Laura Edwards Community Center	Metro Board of Missions	Tarrant Area Community of Churches
Church/Charge	83.b	80.b	79.b	40.a	40.b	X	108	114	110	111	112	113	115	116
Covington	500	0	172	6,040	6,040	100	13	0	0	0	0	0	0	0
Italy First	0	670	231	8,096	8,096	100	0	0	0	0	0	0	0	0
Itasca	723	0	250	8,738	8,738	100	37	60	28	37	0	0	0	0
Blum	149	0	51	1,799	1,799	100	8	12	6	8	0	0	0	0
Kerens First	978	0	338	11,822	11,822	100	50	82	38	50	0	0	0	0
Pleasant Grove	456	0	158	5,526	5,526	100	23	38	18	23	0	0	0	0
Lakeside	1,976	0	683	23,902	23,902	100	0	0	0	0	0	0	0	0
MANSFIELD: Community of Hope	4,676	0	1,615	56,541	56,541	100	0	0	0	0	0	0	0	0
First	30,233	0	10,441	365,588	365,588	100	1,542	2,522	1,168	1,542	0	0	0	0
Maypearl	606	0	209	7,325	7,326	100	31	51	62	0	(8)	0	0	0
Britton	287	0	99	3,470	3,470	100	15	24	11	15	0	0	0	0
Midlothian First	0	0	300	78,258	39,564	51	0	0	0	0	0	0	0	0
Ovilla	3,794	0	1,310	45,876	45,876	100	193	317	147	193	0	0	0	0
Palmer First	1,817	0	628	21,972	21,972	100	93	0	70	0	0	0	0	0
Pelham Wesley Chapel	43	0	13	512	512	100	2	4	2	2	0	0	0	0
Brushie Prairie St. Delight	43	0	15	514	514	100	2	4	2	2	0	0	0	0
Milford New Beginnings	107	0	37	1,285	1,285	100	5	9	4	5	0	0	0	0
Red Oak	3,645	0	1,257	44,076	44,076	100	186	304	141	186	36	36	36	36
Richland	202	0	70	2,442	2,442	100	10	17	8	10	0	0	0	0
Sardis	670	0	231	8,096	8,096	100	34	56	26	34	0	0	0	0
Venus	0	0	0	5,269	0	0	0	0	0	0	0	0	0	0
Watt's Chapel	414	0	143	5,012	5,012	100	21	35	18	21	0	0	0	0
WAXAHACHIE: Bethel	723	0	250	8,739	8,739	100	0	0	0	0	0	0	0	0
Ferris Heights	1,978	15	683	23,904	23,919	100	133	165	77	101	0	0	0	0
First	11,076	0	3,824	133,900	133,900	100	564	924	429	564	0	0	0	0
New Day *	0	0	0	0	0	0	0	0	0	0	0	0	0	0
TOTAL	91,665	698	33,858	1,285,028	1,181,444	92	4,741	6,594	3,316	4,136	28	36	36	36
LAST YEAR	130,015	8,762	32,158	1,322,989	1,200,084	91	4,946	487	2,652	3,705	0	0	0	6
CHANGE	(38,350)	(8,064)	1,700	(37,961)	(18,640)	1	(205)	6,107	664	431	28	36	36	30

* Uncharted

WAXAHACHIE DISTRICT	SPECIAL DAY OFFERINGS													
	Annual Conference Offering (Restorative Justice Ministries)	Christian Education Sunday	Church Growth Special	Golden Cross Sunday	Human Relations Sunday	Methodist Children's Home Waco	Methodist Mission Home of San Antonio	Native American Ministries	One Great Hour of Sharing	Peace with Justice	Thanksliving Offering - Hunger (GBGM & Local Ministry Grants)	UM Student Day	Wesleyan Homes	World Communion
Church/Charge	102	99	124	100	117	105	104	120	118	119	103	122	106	121
Alvarado First	657	0	0	0	212	390	0	0	290	0	215	355	185	172
Bardwell	0	0	0	0	0	0	0	0	0	0	0	0	0	0
Ennis Trinity	0	0	0	0	0	0	0	0	0	0	0	0	0	0
Blooming Grove	98	10	0	10	10	10	10	10	10	10	0	10	10	10
Dresden	0	0	0	0	0	0	0	0	0	0	0	0	0	0
Bristol	0	0	0	0	0	0	0	0	0	0	0	0	0	0
Cahill	200	10	0	10	25	10	10	10	50	15	10	20	10	20
CORSICANA: First	1,750	45	0	68	50	1,036	154	50	110	54	135	93	60	50
St. Andrew	0	0	0	0	0	0	0	0	0	0	0	0	0	0
St. Luke	28	16	0	0	12	24	0	0	18	0	0	39	14	16
Central (closed 06/2010)	0	0	0	0	0	0	0	0	0	0	0	0	0	0
Wesley	140	0	0	9	0	67	0	0	0	0	0	0	0	0
Chatfield	109	0	0	0	0	103	0	0	0	0	0	10	0	0
Dawson	0	0	0	0	0	0	0	0	0	0	0	57	0	0
Tehuacana	5	0	0	5	5	0	0	5	5	5	0	33	5	5
Emhouse	0	0	0	0	0	0	0	0	0	0	0	77	0	0
ENNIS: Alliance of Faith	0	0	0	0	0	0	0	0	0	0	0	0	0	0
First	400	0	0	0	0	0	0	0	0	0	0	277	0	0
Eureka	185	0	0	0	0	0	0	0	0	0	0	0	0	10
Barry	0	0	0	0	0	100	0	0	0	0	0	0	0	0
Ferris First	0	0	0	0	20	50	0	20	20	0	0	0	0	20
Frost	0	0	0	0	0	0	0	0	0	0	0	10	0	0
Grandview First	241	0	0	0	0	0	0	0	0	0	0	0	0	0
HILLSBORO: First	0	0	0	0	0	626	0	0	0	0	0	50	0	87
Line Street	0	0	0	0	0	0	0	0	0	0	0	0	0	0

CENTRAL TEXAS CONFERENCE STATISTICAL TABLES - 2010

WAXAHACHIE DISTRICT	BENEVOLENCES													
	SPECIAL DAY OFFERINGS													
	Annual Conference Offering (Restorative Justice Ministries)	Christian Education Sunday	Church Growth Special	Golden Cross Sunday	Human Relations Sunday	Methodist Children's Home Waco	Methodist Mission Home of San Antonio	Native American Ministries	One Great Hour of Sharing	Peace with Justice	Thanksliving Offering - Hunger (GBGM & Local Ministry Grants)	UM Student Day	Wesleyan Homes	World Communion
Church/Charge	102	99	124	100	117	105	104	120	118	119	103	122	106	121
Covington	0	0	0	6	6	0	0	0	6	5	0	0	0	0
Italy First	0	0	0	0	0	0	0	0	0	0	0	0	0	0
Itasca	199	0	0	0	0	0	0	0	0	0	0	58	0	0
Blum	0	0	0	0	0	0	0	0	0	0	0	0	0	0
Kerens First	225	0	0	0	0	0	0	0	2	0	0	0	0	0
Pleasant Grove	0	0	0	0	0	0	0	0	0	0	0	110	0	0
Lakeside	265	0	0	90	0	0	0	0	0	0	0	0	0	0
MANSFIELD: Community of Hope	0	0	0	0	0	0	0	0	0	0	0	100	0	0
First	0	100	0	100	100	100	100	100	1,000	100	0	100	100	100
Maypearl	0	0	0	0	0	0	0	0	0	0	0	0	0	0
Britton	0	0	0	0	0	0	0	0	0	0	0	0	0	0
Midlothian First	0	0	0	0	0	0	0	0	0	0	0	50	0	0
Ovilla	10	0	0	0	170	0	208	25	0	128	360	245	50	158
Palmer First	389	0	0	0	65	0	0	25	70	25	400	77	5	5
Pelham Wesley Chapel	0	0	0	0	0	0	0	0	0	0	0	0	0	0
Brushie Prairie St. Delight	0	0	0	0	0	0	0	0	0	0	0	0	0	0
Milford New Beginnings	0	0	0	0	0	0	0	0	0	0	0	0	0	0
Red Oak	1,216	18	0	18	160	18	18	45	25	91	0	49	30	15
Richland	0	0	0	0	0	10	0	0	0	0	0	13	0	0
Sardis	0	0	0	0	0	0	0	0	0	0	0	0	0	0
Venus	0	0	0	0	0	0	0	0	0	0	0	0	0	0
Watt's Chapel	160	0	0	0	0	0	0	0	0	0	0	0	0	0
WAXAHACHIE: Bethel	0	0	0	0	0	0	0	0	0	0	0	0	0	0
Ferris Heights	316	0	0	15	1	12	28	139	50	44	57	23	38	10
First	0	0	0	477	192	600	10	0	217	192	0	146	0	192
New Day *	20	0	0	0	0	0	0	0	0	0	0	25	0	0
TOTAL	6,613	199	0	808	1,028	3,156	538	429	1,873	669	1,177	2,027	507	870
LAST YEAR	1,574	335	NA	1,710	297	27,969	844	332	3,423	737	1,965	1,798	821	1,111
CHANGE	5,039	(136)	NA	(902)	731	(24,813)	(306)	97	(1,550)	(68)	(788)	229	(314)	(241)

* Uncharted

WAXAHACHIE DISTRICT	OTHER BENEVOLENCES										STATISTICS USED TO FIGURE THE DECIMAL						
	Total amount of all other funds sent to AC Treasurer for connectional mission and ministry	Church Growth Shares	Conference Advance Specials	Direct Gifts to United Methodist causes (not sent to AC Treasurer)	General Advance Specials	Homes for Retired Ministers	Non-United Methodist benevolent and charitable causes	Offer Them Christ Capital Funds Campaign	World Service Specials	Youth Service Fund	Pension paid by local church to Board of Pensions	Total amount paid in base compensation to pastor	Total amount paid in base compensation to all associate pastors	Housing & utilities for pastor and associates	Other non-ARP cash allowances paid to pastor and associate(s)	Deacons compensation	Diaconal Ministers compensation
Church/Charge	46	65.5	45	48	42	101	49	92	43	44	51.a	53	54	55	57	58	59
Alvarado First	0	0	1,324	889	8,931	0	58,876	0	0	0	10,101	48,500	0	6,000	0	0	0
Bardwell	0	0	65	0	0	0	0	0	0	0	0	4,800	0	0	0	0	0
Ennis Trinity	0	0	0	0	0	0	0	0	0	0	0	2,400	0	0	0	0	0
Blooming Grove	20	0	225	558	0	10	3,000	0	0	0	4,498	22,183	0	1,791	0	0	0
Dresden	0	0	28	0	0	0	1,050	0	0	0	1,125	7,800	0	0	0	0	0
Bristol	0	0	53	0	0	0	0	0	0	0	0	7,200	0	0	0	0	0
Cahill	20	360	137	2,000	120	10	36,310	0	0	0	4,017	10,134	0	15,500	0	0	0
CORSiCANA: First	1,050	2,475	1,697	2,800	3,816	30	600	0	0	0	18,488	56,488	14,880	21,555	24,652	0	0
St. Andrew	0	0	62	0	1,004	0	0	0	0	0	0	7,200	0	1,800	0	0	0
St. Luke	0	0	263	1,550	198	23	300	0	0	0	6,004	17,488	0	6,600	300	0	0
Central (closed 06/2010)	0	0	88	0	0	0	0	0	0	0	700	4,900	0	0	0	0	0
Wesley	0	0	0	0	0	0	356	0	0	0	0	18,000	0	675	0	0	0
Chatfield	0	0	74	0	0	0	1,073	0	0	0	0	0	0	12,145	0	0	0
Dawson	0	30	0	0	0	0	0	0	0	0	5,904	28,545	0	0	0	0	0
Tehuacana	0	30	183	0	0	5	0	0	0	0	3,223	17,427	0	0	0	0	0
Emhouse	0	0	62	0	0	0	0	0	0	0	1,160	7,258	0	0	0	0	0
ENNIS: Alliance of Faith	0	0	0	0	0	0	0	0	0	0	0	10,000	0	0	0	0	0
First	0	0	928	620	2,995	0	6,693	0	0	0	14,291	64,802	16,279	12,196	0	0	0
Eureka	0	0	119	0	108	0	0	0	0	0	0	16,101	0	5,429	0	0	0
Barry	0	0	57	0	0	0	0	0	0	0	0	9,716	0	0	0	0	0
Ferris First	0	0	50	0	110	20	0	0	0	0	7,975	29,815	0	6,000	32	0	0
Frost	0	0	110	0	0	0	500	0	0	0	3,757	26,187	0	6,000	0	0	0
Grandview First	0	460	422	415	0	0	3,873	0	0	0	4,693	38,850	0	6,600	0	0	0
HILLSBORO: First	0	1,400	0	0	130	0	1,200	0	0	0	11,084	41,805	10,537	8,876	818	0	0
Line Street	0	0	238	0	230	0	0	0	0	0	5,674	33,890	0	0	0	0	0

CENTRAL TEXAS CONFERENCE STATISTICAL TABLES - 2010

WAXAHACHIE DISTRICT	BENEVOLENCES										LOCAL CHURCH EXPENDITURES						
	OTHER BENEVOLENCES										STATISTICS USED TO FIGURE THE DECIMAL						
	Total amount of all other funds sent to AC Treasurer for connectional mission and ministry	Church Growth Shares	Conference Advance Specials	Direct Gifts to United Methodist causes (not sent to AC Treasurer)	General Advance Specials	Homes for Retired Ministers	Non-United Methodist benevolent and charitable causes	Offer Them Christ Capital Funds Campaign	World Service Specials	Youth Service Fund	Pension paid by local church to Board of Pensions	Total amount paid in base compensation to pastor	Total amount paid in base compensation to all associate pastors	Housing & utilities for pastor and associates	Other non-ARP cash allowances paid to pastor and associate(s)	Deacons compensation	Diaconal Ministers compensation
Church/Charge	46	65.5	45	48	42	101	49	92	43	44	51.a	53	54	55	57	58	59
Covington	0	1	13	150	0	0	200	0	0	0	0	15,785	0	0	150	0	0
Italy First	0	0	0	0	0	0	600	0	0	0	3,522	21,111	0	6,041	0	0	0
Itasca	0	0	162	297	0	0	668	0	0	0	0	9,111	0	6,800	2,520	0	0
Blum	0	0	34	0	0	0	150	0	0	0	0	3,300	0	1,500	0	0	0
Kerens First	0	0	220	700	0	0	742	0	0	0	3,826	18,856	0	6,600	200	0	0
Pleasant Grove	0	0	102	0	138	0	0	0	0	0	2,071	9,894	0	0	200	0	0
Lakeside	23,556	0	0	48,741	1,069	0	30,263	0	0	0	7,987	22,648	0	14,905	480	0	0
MANSFIELD: Community of Hope	0	0	0	0	3,303	0	31,424	0	0	0	8,975	22,000	0	26,000	0	0	0
First	0	0	6,774	1,022,477	4,114	100	36,385	0	0	0	31,525	83,368	68,407	74,515	17,196	0	0
Maypearl	0	0	136	0	60	0	800	0	0	0	3,852	25,680	0	0	0	0	0
Britton	0	0	65	0	100	0	195	0	0	0	783	10,500	0	0	0	0	0
Midlothian First	0	1,080	0	0	0	0	17,455	0	0	0	13,560	44,898	12,406	47,095	0	0	0
Ovilla	0	1,800	850	9,005	3,498	0	4,202	0	0	0	10,521	60,784	0	5,245	0	0	0
Palmer First	0	300	163	0	675	0	0	0	0	0	8,517	39,753	0	0	261	0	0
Pelham Wesley Chapel	0	0	10	0	0	0	0	0	0	0	0	1,977	0	0	0	0	0
Brushie Prairie St. Delight	0	0	10	0	0	0	0	0	0	0	0	1,977	0	0	0	0	0
Milford New Beginnings	0	0	23	0	0	0	0	0	0	0	0	5,692	0	400	0	0	0
Red Oak	33	180	961	0	2,610	18	1,305	0	0	0	10,247	41,758	0	8,083	4,865	0	0
Richland	20	60	45	0	20	0	0	0	0	0	0	6,000	0	0	0	0	0
Sardis	0	0	150	0	0	0	848	0	0	0	4,133	18,200	0	0	0	0	0
Venus	0	0	0	0	0	0	0	0	0	0	0	15,200	0	0	0	0	0
Watt's Chapel	0	480	95	1,044	609	0	1,150	0	0	0	0	17,700	0	0	0	0	0
WAXAHACHIE: Bethel	0	60	0	0	0	0	0	0	0	0	0	32,000	0	0	0	0	0
Ferris Heights	0	14	476	0	8,159	0	1,477	0	0	0	10,030	34,025	0	4,200	0	0	0
First	7,975	158	2,481	0	660	178	7,339	0	0	0	19,307	57,056	0	10,000	6,000	53,527	0
New Day *	0	0	0	0	20	0	100	0	0	0	0	0	0	0	0	0	0
TOTAL	32,674	8,888	18,955	1,091,246	42,677	394	249,134	0	0	0	241,550	1,150,762	122,509	322,551	57,674	53,527	0
LAST YEAR	16,481	17,477	NA	409,380	52,736	580	166,732	1,149	0	0	205,994	1,077,430	201,109	290,269	92,645	49,656	0
CHANGE	16,193	(8,589)	NA	681,866	(10,059)	(186)	82,402	(1,149)	0	0	35,556	73,332	(78,600)	32,282	(34,971)	3,871	0

* Uncharted

WAXAHACHIE DISTRICT	STATISTICS USED TO FIGURE THE DECIMAL			OTHER EXPENDITURES		CAPITAL EXPENDITURES		TOTAL PAID	GIVING UNITS	RECEIVED FOR ANNUAL BUDGET / SPENDING PLAN			
	All other church staff compensation	Programming expenses	Operating expenses	Total amount paid by the local church for all direct-billed clergy health benefits	ARP for pastor and associates	Total amount paid for principal and interest on indebtedness, loans, mortgages, etc.	Total amount paid on capital expenditures for building, improvements, and major equipment purchases	Total amount paid by the local church on all expenditures as reported at checkout.	Number of households giving to the local church	Total income for annual budget/spending plan	Amount received through pledges	Amount received from non-pledging, but identified givers	Amount received from unidentified givers
Church/Charge	60	61	62	52	56	63	64	65	66	67	67.a	67.b	67.c
Alvarado First	101,231	18,253	59,305	3,564	7,000	0	30,443	404,568	236	303,532	227,545	69,239	4,860
Bardwell	6,000	705	8,375	0	0	0	0	23,415	0	30,313	0	0	30,313
Ennis Trinity	0	510	12,911	0	0	0	0	18,391	0	12,911	0	0	12,911
Blooming Grove	0	1,777	20,643	2,446	0	0	8,228	77,795	84	78,760	0	61,325	7,786
Dresden	0	0	1,703	816	0	0	0	14,064	13	14,320	0	13,620	100
Bristol	3,695	0	4,272	0	0	0	1,887	19,934	12	20,819	0	19,714	1,105
Cahill	6,000	1,563	13,489	0	0	0	4,988	116,216	40	139,858	0	121,279	801
CORSICANA: First	189,077	35,410	167,351	19,680	6,218	30,000	172,326	861,395	251	750,754	664,498	69,496	8,485
St. Andrew	0	870	5,670	0	0	0	0	19,947	14	29,601	0	27,700	1,880
St. Luke	8,634	2,564	22,023	9,932	4,800	0	7,025	101,373	80	101,876	0	101,178	196
Central (closed 06/2010)	0	0	0	0	1,400	0	0	11,843	0	0	0	0	0
Wesley	6,033	326	17,893	0	2,400	0	0	47,671	19	50,415	0	36,709	3,278
Chatfield	0	3,295	7,734	0	0	0	0	28,527	17	34,871	0	30,886	69
Dawson	0	3,882	18,666	0	3,362	0	29,918	100,100	22	77,164	0	63,606	1,241
Tehuacana	5,652	1,899	12,244	0	1,578	0	0	50,251	16	44,319	0	42,970	0
Emhouse	2,271	1,153	6,430	2,772	870	0	0	25,394	16	32,882	0	24,972	2,766
ENNIS: Alliance of Faith	2,250	0	4,400	0	0	0	0	19,477	100	29,895	2,500	25,653	1,742
First	62,887	21,152	98,313	11,794	3,174	71,869	3,037	434,806	108	406,504	227,890	167,955	6,034
Eureka	0	771	10,998	0	2,313	0	4,059	46,518	45	45,196	0	34,758	1,240
Barry	0	280	5,322	0	0	0	0	18,559	10	18,486	0	11,800	1,986
Ferris First	12,045	846	27,332	8,064	8,000	0	2,384	122,464	70	80,897	0	61,696	1,531
Frost	0	2,366	17,161	3,564	0	0	0	61,365	61	89,542	0	75,552	2,348
Grandview First	42,141	4,299	37,672	11,604	5,000	0	25,031	203,586	73	144,233	112,988	15,147	2,111
HILLSBORO: First	68,685	6,104	94,517	6,942	4,736	86,395	71,011	424,095	122	362,554	210,697	99,687	30,180
Line Street	4,800	628	15,032	2,411	3,267	0	1,978	80,998	28	82,711	0	57,515	7,875

WAXAHACHIE DISTRICT	LOCAL CHURCH EXPENDITURES							GRAND TOTAL PAID	RECEIPTS				
	STATISTICS USED TO FIGURE THE DECIMAL			OTHER EXPENDITURES		CAPITAL EXPENDITURES			GIVING UNITS	RECEIVED FOR ANNUAL BUDGET / SPENDING PLAN			
	All other church staff compensation	Programming expenses	Operating expenses	Total amount paid by the local church for all direct-billed clergy health benefits	ARP for pastor and associates	Total amount paid for principal and interest on indebtedness, loans, mortgages, etc.	Total amount paid on capital expenditures for building, improvements, and major equipment purchases	Total amount paid by the local church on all expenditures as reported at checkout.	Number of households giving to the local church	Total income for annual budget/spending plan	Amount received through pledges	Amount received from non-pledging, but identified givers	Amount received from unidentified givers
Church/Charge	60	61	62	52	58	63	64	65	66	67	67.a	67.b	67.c
Covington	5,040	400	9,973	1,056	0	0	0	38,830	18	39,705	0	18,407	8,975
Italy First	600	1,500	11,946	3,044	1,200	0	0	57,660	30	55,976	0	46,326	2,660
Itasca	0	4,261	3,214	2,594	3,300	0	0	41,922	38	59,798	0	45,943	3,458
Blum	0	556	4,633	0	1,200	0	0	13,172	7	11,401	0	9,815	0
Kerens First	8,262	2,460	16,050	3,604	7,147	0	2,994	83,710	50	83,292	59,000	8,182	9,139
Pleasant Grove	1,300	2,475	13,634	1,200	0	0	400	37,050	19	31,313	0	27,084	1,985
Lakeside	31,873	9,661	19,989	2,426	5,851	43,216	11,083	298,005	71	173,704	106,800	60,580	5,964
MANSFIELD: Community of Hope	158,778	30,629	91,997	0	18,000	131,573	6,000	585,320	354	423,409	0	391,503	19,242
First	1,395,945	223,341	396,035	29,796	6,255	522,944	85,738	4,372,503	1,806	3,469,858	2,126,025	1,263,402	58,940
Maypearl	880	2,400	7,436	0	0	0	342	48,912	15	51,298	32,693	0	2,634
Britton	0	796	7,006	0	0	0	443	23,358	15	21,508	0	21,508	0
Midlothian First	165,357	3,271	79,378	6,760	1,254	266,414	5,000	702,462	220	841,516	303,456	477,298	2,308
Ovilla	84,427	17,776	83,035	10,965	10,343	31,880	749	380,510	75	390,932	268,600	115,972	4,820
Palmer First	29,342	3,881	23,572	4,452	3,923	0	0	137,572	100	143,376	0	134,271	3,654
Pelham Wesley Chapel	0	0	0	0	0	0	0	2,499	0	7,800	2,450	5,350	0
Brushle Prairie St. Delight	0	0	0	0	0	0	0	2,501	10	2,600	2,600	0	0
Milford New Beginnings	0	0	1,539	0	0	0	0	8,939	5	6,554	6,334	0	0
Red Oak	121,054	9,625	54,106	9,840	4,000	7,036	17,070	338,390	157	378,357	225,384	64,182	62,003
Richland	0	1,621	4,050	0	1,200	0	14,082	29,503	25	32,319	0	22,591	2,214
Sardis	0	3,282	16,215	0	4,800	0	23,044	78,768	0	86,765	0	68,627	0
Venus	0	0	11,704	0	0	0	0	26,904	19	27,346	0	24,196	0
Watt's Chapel	0	700	10,576	0	1,420	0	1,080	44,846	30	57,119	0	37,738	2,000
WAXAHACHIE: Bethel	0	1,760	8,981	2,520	0	0	0	54,000	30	79,347	0	68,547	0
Ferris Heights	33,749	5,529	18,525	11,496	500	0	10,806	163,624	116	174,111	141,064	5,922	2,953
First	302,170	48,766	179,193	14,094	6,800	47,134	3,514	902,120	323	885,939	662,178	135,321	15,740
New Day *	11,834	24,598	39,883	0	0	0	0	76,480	72	46,374	28,566	10,016	2,490
TOTAL	2,872,012	507,941	1,802,126	187,436	131,311	1,238,461	544,660	11,882,312	5,042	10,564,130	5,411,268	4,295,238	342,017
LAST YEAR	2,599,062	577,792	1,791,757	218,325	138,036	1,297,718	766,808	11,225,932	4,699	11,048,198	5,167,933	3,953,251	408,076
CHANGE	272,950	(69,851)	10,369	(30,889)	(6,725)	(59,257)	(222,148)	656,380	343	(484,068)	243,335	341,987	(66,059)

* Uncharted

WAXAHACHIE DISTRICT	RECEIVED FOR ANNUAL BUDGET/SPENDING PLAN				RECEIVED FOR CAPITAL CAMPAIGNS AND OTHER DESIGNATED SPECIAL PROJECTS					RECEIVED FROM DISTRICTS, CONFERENCES, GEN CHURCH AND/OR OTHER INSTITUTIONAL SOURCES			
	Amount received from interest and dividends	Amount received from sale of church assets	Amount received through building use fees, contribution, and rentals	Amount received through fundraisers and other sources	Total income for designated causes including capital campaign and other special projects	Capital campaigns	Memorials, endowments, and bequests	Other sources and projects	Amount received for Special Sundays, General Advance Specials, World Service Specials, Conference Advance Specials, and other forms of directed benevolent (charitable) giving	Total income from connectional and other institutional sources outside the local church	Equitable Compensation Funds received by Church or Pastor	Advance Special, apportioned, and connectional funds received by church	Other grants and financial support from institutional sources
Church/Charge	67.d	67.e	67.f	67.g	68	68.a	68.b	68.c	68.d	69	69.a	69.b	69.c
Alvarado First	222	0	1,666	0	95,360	0	24,168	64,467	6,725	0	0	0	0
Bardwell	0	0	0	0	0	0	0	0	0	0	0	0	0
Ennis Trinity	0	0	0	0	0	0	0	0	0	0	0	0	0
Blooming Grove	1,317	0	0	8,332	1,665	0	1,437	0	228	0	0	0	0
Dresden	600	0	0	0	0	0	0	0	0	0	0	0	0
Bristol	0	0	0	0	0	0	0	0	0	0	0	0	0
Cahill	1,595	0	1,000	15,183	23,662	0	13,622	10,040	0	0	0	0	0
CORSICANA: First	7,745	0	530	0	97,485	0	7,314	79,049	11,122	0	0	0	0
St. Andrew	21	0	0	0	550	0	0	0	550	0	0	0	0
St. Luke	162	0	340	0	4,237	0	2,737	1,500	0	0	0	0	0
Central (closed 06/2010)	0	0	0	0	0	0	0	0	0	0	0	0	0
Wesley	1,761	0	5,150	3,517	341	0	160	0	181	0	0	0	0
Chatfield	150	0	0	3,766	1,854	1,250	0	308	296	0	0	0	0
Dawson	1,763	0	519	10,035	26,127	0	1,070	25,000	57	0	0	0	0
Tehuacana	1	0	1,348	0	303	0	75	0	228	0	0	0	0
Emhouse	0	0	0	5,144	1,037	0	0	872	165	0	0	0	0
ENNIS: Alliance of Faith	0	0	0	0	0	0	0	0	0	0	0	0	0
First	0	0	4,625	0	687,908	102,466	549,258	9,501	26,683	0	0	0	0
Eureka	483	0	3,272	5,443	639	0	50	0	589	0	0	0	0
Barry	0	0	0	4,700	0	0	0	0	0	0	0	0	0
Ferris First	0	0	200	17,470	5,024	0	5,024	0	0	0	0	0	0
Frost	1,792	0	0	9,850	65	0	40	0	25	0	0	0	0
Grandview First	32	0	3,322	10,633	32,844	7,738	22,525	0	2,581	0	0	0	0
HILLSBORO: First	0	15,000	0	6,990	107,237	57,259	45,802	2,391	1,785	0	0	0	0
Line Street	12	0	0	17,309	2,300	0	2,070	0	230	0	0	0	0

WAXAHACHIE DISTRICT	RECEIPTS												
	RECEIVED FOR ANNUAL BUDGET/SPENDING PLAN				RECEIVED FOR CAPITAL CAMPAIGNS AND OTHER DESIGNATED SPECIAL PROJECTS					RECEIVED FROM DISTRICTS, CONFERENCES, GEN CHURCH AND/OR OTHER INSTITUTIONAL SOURCES			
	Amount received from interest and dividends	Amount received from sale of church assets	Amount received through building use fees, contribution, and rentals	Amount received through fundraisers and other sources	Total income for designated causes including capital campaign and other special projects	Capital campaigns	Memorials, endowments, and bequests	Other sources and projects	Amount received for Special Sundays, General Advance Specials, World Service Specials, Conference Advance Specials, and other forms of directed benevolent (charitable) giving	Total income from connectional and other institutional sources outside the local church	Equitable Compensation Funds received by Church or Pastor	Advance Special, apportioned, and connectional funds received by church	Other grants and financial support from institutional sources
Church/Charge	67.d	67.e	67.f	67.g	68	68.a	68.b	68.c	68.d	69	69.a	69.b	69.c
Covington	2,463	0	0	9,860	3,544	0	3,544	0	0	0	0	0	0
Italy First	20	0	0	6,970	2,000	0	1,000	0	1,000	1,400	1,400	0	0
Itasca	630	0	0	9,767	2,220	0	1,255	0	965	0	0	0	0
Blum	0	0	0	1,586	0	0	0	0	0	0	0	0	0
Kerens First	507	0	0	6,464	3,400	0	3,400	0	0	0	0	0	0
Pleasant Grove	1,344	0	900	0	1,850	0	1,280	0	570	0	0	0	0
Lakeside	0	0	240	120	58,856	3,107	11,482	5,953	38,314	0	0	0	0
MANSFIELD: Community of Hope	95	0	0	12,569	192,430	153,695	0	38,735	0	0	0	0	0
First	9,619	0	2,082	9,790	656,392	117,517	538,875	0	0	0	0	0	0
Maypearl	344	0	5,985	9,642	509	0	509	0	0	0	0	0	0
Britton	0	0	0	0	11,651	8,062	445	3,144	0	0	0	0	0
Midlothian First	132	0	24,829	33,493	244,389	144,149	7,830	74,955	17,455	0	0	0	0
Ovilla	880	0	660	0	71,179	0	1,965	68,748	466	0	0	0	0
Palmer First	451	0	0	5,000	73,836	0	51,725	20,532	1,579	0	0	0	0
Pelham Wesley Chapel	0	0	0	0	0	0	0	0	0	0	0	0	0
Brushie Prairie St. Delight	0	0	0	0	0	0	0	0	0	0	0	0	0
Milford New Beginnings	0	0	0	220	0	0	0	0	0	0	0	0	0
Red Oak	91	0	2,762	23,935	17,457	12,649	445	0	4,363	13,626	0	13,626	0
Richland	149	0	0	7,365	0	0	0	0	0	0	0	0	0
Sardis	0	0	0	18,138	0	0	0	0	0	0	0	0	0
Venus	0	0	0	3,150	0	0	0	0	0	0	0	0	0
Watt's Chapel	1,029	0	4,451	11,901	0	0	0	0	0	0	0	0	0
WAXAHACHIE: Bethel	0	0	800	10,000	0	0	0	0	0	0	0	0	0
Ferris Heights	743	0	1,990	21,439	69,973	0	61,082	0	8,891	0	0	0	0
First	128	0	14,736	57,836	227,283	0	42,440	170,872	13,971	0	0	0	0
New Day *	485	0	0	4,817	0	0	0	0	0	155,896	0	0	155,896
TOTAL	36,766	15,000	81,407	382,434	2,725,607	607,892	1,402,629	576,067	139,019	170,922	1,400	13,626	155,896
LAST YEAR	61,750	153,608	79,548	1,224,032	2,213,644	542,021	1,160,341	472,289	38,993	130,498	0	0	130,498
CHANGE	(24,984)	(138,608)	1,859	(841,598)	511,963	65,871	242,288	103,778	100,026	40,424	1,400	13,626	25,398

* Uncharted

WEATHERFORD DISTRICT	Total professing Members at Close of last year	GAINS AND LOSSES											Total professing members reported at the close of this year	ETHNIC DIVERSITY				
		Received on Profession of Christian Faith	Restored by Affirmation	Correct previous year's reporting errors of total professing membership numbers by addition	Received from Other United Methodist Churches	Received from Other Denominations	Removed or Corrected by Charge Conference Action	Withdrawn from professing membership	Correct previous year's reporting errors of total professing membership numbers by subtraction	Removed by Transfer to Other United Methodist Churches	Removed by Transfer to Other Denominations	Removed by Death		Asian	African American/Black	Hispanic	Native American	Pacific Islander
Church/Charge	1	2.a	2.b	2.c	3	4	5.a	5.b	5.c	6	7	8	9	9.a	9.b	9.c	9.d	9.e
Acton	2,022	15	1	0	28	26	0	8	0	13	11	25	2,035	5	1	14	1	0
Aledo	1,793	22	0	0	23	15	0	3	0	14	6	3	1,827	2	1	2	0	0
Bethesda	241	13	2	0	2	15	0	0	0	4	0	1	268	0	0	3	0	0
Brock	228	6	0	0	6	14	0	0	0	0	0	0	254	1	0	4	0	0
Cedar Springs	37	0	0	0	0	0	0	0	0	1	0	3	33	0	0	0	0	0
CLEBURNE: First	774	11	2	0	16	5	0	0	0	2	2	7	797	6	6	35	0	0
St. Mark	401	1	0	0	9	6	0	3	0	2	3	3	406	0	0	0	1	0
Resurrection *	0	0	0	0	0	0	0	0	0	0	0	0	0	0	0	0	0	0
Wesley Memorial	149	3	0	0	2	0	0	0	0	3	0	1	150	0	0	3	0	0
Cresson	31	0	0	0	0	7	0	0	0	0	0	1	37	1	0	0	0	0
Glen Rose First	674	6	0	0	13	0	0	0	0	2	0	2	689	0	1	8	0	0
Godley	310	29	0	0	4	0	0	0	0	2	0	1	340	0	0	1	3	2
Gordon First	138	1	0	0	2	3	0	0	0	0	0	3	141	0	0	0	0	0
Santo	22	0	0	0	0	2	0	0	0	0	0	0	24	0	0	0	0	0
GRAHAM: First	824	8	0	0	12	12	0	5	0	3	1	11	836	1	0	5	1	0
Salem-Crestview	133	0	0	0	0	1	0	0	0	0	0	3	131	0	0	0	0	0
Murray	21	0	0	0	0	0	0	0	0	0	0	0	21	0	0	1	0	0
Tonk Valley	29	0	0	0	0	0	0	0	0	0	0	0	29	0	0	0	0	0
GRANBURY: First	1,316	13	4	0	23	13	0	4	0	13	6	26	1,320	1	2	15	0	2
Temple Hall	36	0	0	0	1	0	0	0	0	0	0	1	36	0	0	0	0	0
Holder's Chapel	93	0	0	0	0	0	0	0	0	0	0	2	91	0	0	0	0	0
Hudson Oaks: Light of the World *	67	2	0	0	0	0	42	0	0	15	12	0	0	0	0	0	0	0
Kopperl	90	0	0	0	0	0	0	0	1	0	1	4	84	0	0	2	0	0
Rio Vista	58	0	0	0	0	0	0	0	0	0	3	0	55	0	0	1	0	0
Millsap	50	0	0	0	0	0	0	0	0	0	0	1	49	0	0	0	0	0

CENTRAL TEXAS CONFERENCE STATISTICAL TABLES - 2010

WEATHERFORD DISTRICT	CHURCH MEMBERSHIP																	
		GAINS AND LOSSES												ETHNIC DIVERSITY				
	Total professing Members at Close of last year	Received on Profession of Christian Faith	Restored by Affirmation	Correct previous year's reporting errors of total professing membership numbers by addition	Received from Other United Methodist Churches	Received from Other Denominations	Removed or Corrected by Charge Conference Action	Withdrawn from professing membership	Correct previous year's reporting errors of total professing membership numbers by subtraction	Removed by Transfer to Other United Methodist Churches	Removed by Transfer to Other Denominations	Removed by Death	Total professing members reported at the close of this year	Asian	African American/Black	Hispanic	Native American	Pacific Islander
Church/Charge	1	2.a	2.b	2.c	3	4	5.a	5.b	5.c	6	7	8	9	9.a	9.b	9.c	9.d	9.e
MINERAL WELLS: Central	70	8	0	0	15	5	0	0	0	0	0	2	96	0	0	1	0	0
Graford	36	4	0	0	1	2	0	0	0	0	0	1	42	0	0	0	0	0
First	535	7	3	0	6	1	0	2	90	1	0	6	453	0	0	4	0	0
Newcastle First	143	3	0	0	0	0	0	0	2	0	0	0	144	0	0	0	0	0
Jean	43	1	0	0	0	0	0	0	0	0	0	1	43	0	0	0	0	0
Olney First	452	5	0	0	1	0	0	0	0	0	4	1	453	0	4	2	0	0
Palo Pinto	31	0	0	0	1	0	0	0	0	0	0	0	32	0	0	1	0	0
Strawn	60	0	0	0	0	0	0	0	0	0	0	2	58	0	0	1	0	0
Poolville	122	4	0	0	2	3	0	0	0	1	8	0	122	0	0	0	0	0
Silver Creek	198	2	0	0	2	5	2	0	0	0	0	7	198	0	0	3	0	0
Springtown: First	520	3	0	0	4	5	0	0	3	3	0	7	519	0	0	3	1	0
Tolar	140	1	0	0	12	2	0	4	15	0	0	0	136	0	0	0	0	0
Waples	84	0	0	0	3	0	0	0	0	0	0	1	86	0	0	0	0	0
Walnut Springs Memorial	49	0	0	0	0	0	0	2	0	0	0	3	44	0	0	0	0	0
WEATHERFORD: Bethel	92	1	0	0	2	1	0	0	0	4	0	1	91	0	0	0	0	0
Calvary	41	0	1	0	7	2	0	0	0	1	0	2	48	0	0	0	0	0
Annetta	77	0	3	0	1	2	0	0	0	1	0	1	81	0	0	0	0	0
Couts Memorial	1,083	8	0	0	8	10	0	0	0	2	0	11	1,096	0	0	5	0	0
First	1,195	10	0	0	20	13	0	0	0	13	17	10	1,198	11	7	3	0	1
TOTAL	14,508	187	16	0	226	170	44	31	111	100	74	154	14,593	28	22	117	7	5
LAST YEAR	14,355	198	27	11	216	140	57	33	49	91	45	164	14,508	27	23	100	6	4
CHANGE	153	(11)	(11)	(11)	10	30	(13)	(2)	62	9	29	(10)	85	1	(1)	17	1	1

* Uncharted

WEATHERFORD DISTRICT	ETHNIC DIVERSITY		GENDER		Worship	Baptisms		Other		CHRISTIAN FORMATION GROUPS: CHURCH SCHOOL AND OTHER SMALL GROUP MINISTRIES					
	White	Multi-Racial	Female	Male	Average attendance at principal weekly worship service	Number of persons baptized this year (all ages)	Total baptized members who have not become professing members	Number of other constituents of the church	Total enrolled in confirmation classes this year	Number of Children (0-11 yrs.) in Christian groups and all other small groups	Number of Youth (12-18 yrs.) in Christian groups and all other small groups	Number of Young Adults (19-30 yrs.) in Christian groups and all other small groups	Number of Other Adults (31 + yrs.) in Christian groups and all other small groups	TOTAL number of persons in Christian groups and all other small groups (15+16+17+18)	Average attendance in Church School (all ages)
Church/Charge	9.f	9.g	9.h	9.i	10	11	12	13	14	15	16	17	18	19	20
Acton	2,013	1	884	1,151	588	10	125	1,565	13	85	71	15	744	915	337
Aledo	1,822	0	1,022	805	434	17	8	2	23	189	83	92	97	461	375
Bethesda	265	0	145	123	93	5	10	51	0	26	10	4	23	63	35
Brock	249	0	150	104	126	7	86	91	6	40	64	2	60	166	55
Cedar Springs	33	0	20	13	14	0	0	0	0	0	0	0	0	0	4
CLEBURNE: First	750	0	438	359	398	16	86	98	6	168	88	20	340	616	174
St. Mark	405	0	257	149	95	4	19	41	0	30	8	11	75	124	65
Resurrection *	0	0	0	0	0	0	0	0	0	0	0	0	0	0	0
Wesley Memorial	147	0	92	58	35	0	20	3	0	6	5	0	10	21	0
Cresson	36	0	21	16	36	0	1	0	0	6	0	0	20	26	14
Glen Rose First	680	0	355	334	179	7	56	88	11	8	20	10	40	78	55
Godley	334	0	202	138	86	17	5	1	15	26	15	14	99	154	55
Gordon First	141	0	77	64	60	1	6	47	0	6	1	0	40	47	12
Santo	24	0	15	9	15	0	3	11	0	0	0	0	0	0	0
GRAHAM: First	829	0	464	372	375	7	92	121	13	246	155	58	392	851	202
Salem-Crestview	131	0	75	56	24	0	0	0	0	0	0	0	0	0	7
Murray	20	0	11	10	11	0	0	0	0	0	0	0	0	0	0
Tonk Valley	29	0	20	9	11	0	0	0	0	0	0	0	0	0	9
GRANBURY: First	1,300	0	714	606	475	10	5	0	6	203	79	77	247	606	317
Temple Hall	36	0	19	17	18	0	9	0	0	17	0	0	49	66	12
Holder's Chapel	91	0	53	38	34	0	0	0	0	5	3	0	14	22	12
Hudson Oaks: Light of the World *	0	0	0	0	47	0	5	66	1	25	8	11	49	93	18
Kopperl	82	0	47	37	31	0	0	13	0	0	0	0	0	0	25
Rio Vista	54	0	31	24	20	0	0	20	0	3	0	2	4	9	9
Millsap	49	0	26	23	29	0	2	0	0	0	0	0	14	14	8

WEATHERFORD DISTRICT	CHURCH MEMBERSHIP									EDUCATION & MINISTRY					
	ETHNIC DIVERSITY		GENDER		Worship	Baptisms		Other		CHRISTIAN FORMATION GROUPS: CHURCH SCHOOL AND OTHER SMALL GROUP MINISTRIES					
	White	Multi-Racial	Female	Male	Average attendance at principal weekly worship service	Number of persons baptized this year (all ages)	Total baptized members who have not become professing members	Number of other constituents of the church	Total enrolled in confirmation classes this year	Number of Children (0-11 yrs.) in Christian groups and all other small groups	Number of Youth (12-18 yrs.) in Christian groups and all other small groups	Number of Young Adults (19-30 yrs.) in Christian groups and all other small groups	Number of Other Adults (31 + yrs.) in Christian groups and all other small groups	TOTAL number of persons in Christian groups and all other small groups (15+16+17+18)	Average attendance in Church School (all ages)
Church/Charge	9.f	9.g	9.h	9.i	10	11	12	13	14	15	16	17	18	19	20
MINERAL WELLS: Central	95	0	59	37	59	10	14	3	0	15	0	12	45	72	40
Graford	41	1	18	24	14	4	0	0	0	0	0	0	0	0	12
First	445	4	256	197	157	5	22	136	7	23	23	5	75	126	74
Newcastle First	144	0	85	59	47	1	7	40	2	5	14	2	20	41	25
Jean	43	0	25	18	17	1	4	15	0	5	1	0	0	6	3
Olney First	447	0	243	210	87	1	7	40	5	28	22	0	19	69	44
Palo Pinto	31	0	21	11	22	0	0	0	0	0	0	0	4	4	0
Strawn	57	0	39	19	11	0	0	0	0	0	0	0	5	5	0
Poolville	122	0	62	60	58	2	19	0	3	8	3	0	12	23	19
Silver Creek	195	0	111	87	138	0	27	0	2	25	10	12	75	122	44
Springtown:First	515	0	294	225	171	8	31	11	4	40	18	7	47	112	32
Tolar	136	0	66	70	40	1	2	6	0	2	7	0	28	37	22
Waples	86	0	51	35	25	0	0	2	0	0	0	0	0	0	25
Walnut Springs Memorial	44	0	22	22	15	0	0	0	0	0	0	0	11	11	10
WEATHERFORD: Bethel	91	0	57	34	32	1	2	16	1	0	1	1	15	17	12
Calvary	48	0	30	18	18	0	0	12	0	0	0	0	12	12	8
Annetta	81	0	58	23	30	0	2	0	0	5	2	0	16	23	16
Couts Memorial	1,091	0	524	572	233	6	140	80	3	60	15	10	45	130	165
First	1,176	0	685	513	330	15	5	51	7	68	42	13	120	243	169
TOTAL	14,408	6	7,844	6,749	4,738	156	820	2,630	128	1,373	768	378	2,866	5,385	2,520
LAST YEAR	14,339	9	7,776	6,732	4,678	145	833	2,661	94	1,424	910	316	2,932	5,582	2,447
CHANGE	69	(3)	68	17	60	11	(13)	(31)	34	(51)	(142)	62	(66)	(197)	73

* Uncharted

WEATHERFORD DISTRICT	CHRISTIAN FORMATION GROUPS: CHURCH SCHOOL AND OTHER SMALL GROUP MINISTRIES					UNITED METHODIST MEN		UNITED METHODIST WOMEN		VOLUNTEERS IN MISSION			
	Number of persons (all ages) in covenant discipleship groups	Number of participants in Vacation Bible School	Number of ongoing CLASSE (all ages) for learning in Sunday church school	Number of ongoing CLASSES for learning (all ages) other than Sunday church school	Number of short-term CLASSES and GROUPS (all ages) for learning	Membership in United Methodist Men	Amount Paid for UMM projects	Membership in United Methodist Women	Amount paid for UMW projects	Number of UMVIM teams sent from this local church	Number of church members participating in any UMVIM team	Number of other mission teams sent from this local church	Number of persons sent out on other mission teams from this local church
Church/Charge	21	22	23	24	25	26	27	28	29	30.a	30.b	31.a	31.b
Acton	43	115	25	12	9	110	0	95	1,250	1	27	1	17
Aledo	50	98	14	19	15	50	500	60	1,500	2	53	3	120
Bethesda	2	28	5	2	0	0	0	0	0	0	0	0	0
Brock	15	65	7	9	1	0	0	12	757	0	0	1	22
Cedar Springs	0	0	0	0	0	0	0	0	0	0	0	0	0
CLEBURNE: First	50	368	18	20	12	20	1,435	0	0	0	0	8	290
St. Mark	0	60	8	2	3	20	8,647	31	541	0	0	0	0
Resurrection *	0	0	0	0	0	0	0	0	0	0	0	0	0
Wesley Memorial	0	0	0	0	0	0	0	17	170	0	0	0	0
Cresson	0	18	1	0	0	0	0	0	0	0	0	0	0
Glen Rose First	0	75	10	3	1	20	1,326	30	2,582	0	0	5	18
Godley	0	50	8	0	4	0	0	14	532	0	0	0	0
Gordon First	12	0	2	3	1	18	0	18	1,200	0	0	0	0
Santo	0	0	0	0	0	0	0	2	0	0	0	0	0
GRAHAM: First	45	225	19	14	7	25	0	70	646	1	20	3	48
Salem-Crestview	0	0	0	6	0	0	0	0	0	0	0	0	0
Murray	0	0	0	0	0	0	0	0	0	0	0	0	0
Tonk Valley	0	0	0	0	0	0	0	0	0	0	0	0	0
GRANBURY: First	23	165	19	9	1	24	0	36	2,672	1	12	2	47
Temple Hall	0	0	2	0	0	0	0	0	0	0	0	0	0
Holder's Chapel	0	26	3	1	0	0	0	0	0	0	0	2	4
Hudson Oaks: Light of the World *	43	23	3	0	6	0	0	0	0	1	8	0	0
Kopperl	0	0	0	0	0	0	0	18	820	0	0	0	0
Rio Vista	0	0	2	0	0	0	0	0	0	0	0	0	0
Millsap	0	0	1	0	0	0	0	0	0	0	0	4	10

WEATHERFORD DISTRICT	EDUCATION & MINISTRY												
	CHRISTIAN FORMATION GROUPS: CHURCH SCHOOL AND OTHER SMALL GROUP MINISTRIES					UNITED METHODIST MEN		UNITED METHODIST WOMEN		VOLUNTEERS IN MISSION			
	Number of persons (all ages) in covenant discipleship groups	Number of participants in Vacation Bible School	Number of ongoing CLASSES (all ages) for learning in Sunday church school	Number of ongoing CLASSES for learning (all ages) other than Sunday church school	Number of short-term CLASSES and GROUPS (all ages) for learning	Membership in United Methodist Men	Amount Paid for UMM projects	Membership in United Methodist Women	Amount paid for UMW projects	Number of UMVIM teams sent from this local church	Number of church members participating in any UMVIM team	Number of other mission teams sent from this local church	Number of persons sent out on other mission teams from this local church
Church/Charge	21	22	23	24	25	26	27	28	29	30.a	30.b	31.a	31.b
MINERAL WELLS: Central	0	15	5	1	2	0	0	6	0	0	0	1	0
Graford	0	0	1	0	0	0	0	0	0	0	0	0	0
First	76	90	7	4	3	42	300	9	0	0	0	3	25
Newcastle First	29	46	5	3	0	0	0	0	0	1	20	0	0
Jean	0	0	1	0	0	0	0	0	0	0	0	0	0
Olney First	0	58	8	2	2	13	3,000	15	2,057	1	11	0	0
Palo Pinto	0	13	0	0	1	0	0	9	30	1	4	0	0
Strawn	0	0	0	0	0	0	0	0	0	0	0	0	0
Poolville	0	48	2	0	2	0	0	21	800	0	0	2	10
Silver Creek	106	38	8	7	1	12	0	0	0	2	11	4	0
Springtown:First	14	69	8	7	1	27	1,463	28	1,566	0	0	5	46
Tolar	0	21	4	2	0	0	0	0	0	0	0	0	0
Waples	0	4	3	0	1	0	0	0	0	0	0	0	0
Walnut Springs Memorial	0	0	1	0	0	0	0	0	0	0	0	0	0
WEATHERFORD: Bethel	5	0	1	0	2	10	0	0	0	0	0	1	7
Calvary	0	0	1	0	1	0	0	0	0	0	0	0	0
Annetta	0	0	2	1	1	5	0	14	0	0	0	0	0
Couts Memorial	18	150	14	4	10	2	0	8	698	2	16	2	18
First	24	65	12	3	6	0	0	34	2,320	3	79	3	14
TOTAL	555	1,933	230	134	93	398	16,671	547	20,141	16	261	50	696
LAST YEAR	499	1,978	181	106	104	333	15,570	547	25,757	18	493	40	465
CHANGE	56	(45)	49	28	(11)	65	1,101	0	(5,616)	(2)	(232)	10	231

* Uncharted

WEATHERFORD DISTRICT	WEEKDAY MINISTRIES				PROPERTY AND OTHER ASSETS		LIABILITIES		GENERAL CHURCH					
	Number of community ministries for daycare and/or education	Number of persons impacted by community ministries for daycare and education	Number of community ministries for outreach, justice, and mercy	Number of persons impacted by community ministries for outreach, justice, and mercy	Market value of church-owned land, buildings, and equipment (church and parsonage values combined)	Market value of all other church-owned assets	Debt secured by church physical assets	Other indebtedness	World Service (45.74% of Fund 9)	Ministerial Education Fund Paid	Black College Fund Paid	Africa University Paid	Episcopal Fund Paid	Interdenominational Cooperation Paid
Church/Charge	32	33	34	35	36	37	38	39	70.b	71.b	72.b	73.b	88.b	86.b
Acton	8	286	6	585	5,860,857	1,081,667	451,420	0	22,312	7,288	2,908	651	5,856	567
Aledo	5	180	2	250	5,443,000	150,659	1,519,998	0	13,226	4,320	1,724	386	3,471	336
Bethesda	0	0	4	500	1,600,000	200,000	0	0	2,374	775	309	69	623	60
Brock	1	40	1	41	794,300	143,904	0	0	2,671	872	348	78	701	68
Cedar Springs	0	0	0	0	60,000	41,309	0	0	113	37	15	3	30	3
CLEBURNE: First	0	0	2	450	4,152,000	712,751	0	7,247	11,728	3,831	1,528	342	3,078	298
St. Mark	0	0	3	3,507	3,090,577	365,748	0	0	4,112	1,343	536	120	1,079	105
Resurrection *	0	0	0	0	0	0	0	0	0	0	0	0	0	0
Wesley Memorial	0	0	0	0	477,000	61,000	0	0	989	323	129	29	260	25
Cresson	0	0	0	0	200,000	60,000	0	0	494	162	64	14	130	13
Glen Rose First	1	57	10	1,995	3,908,000	37,300	665,851	0	5,087	1,662	663	148	1,335	129
Godley	0	0	20	2,000	840,000	124,000	0	0	1,823	595	238	53	478	46
Gordon First	1	20	4	150	227,640	192,311	0	0	1,639	535	214	48	430	42
Santo	0	0	2	100	25,000	7,000	0	0	127	42	17	4	33	3
GRAHAM: First	2	165	5	710	3,374,089	1,155,939	0	0	14,582	4,764	1,900	425	3,827	371
Salem-Crestview	0	0	0	0	550,000	25,500	0	0	693	226	90	20	182	18
Murray	0	0	0	0	50,000	22,365	0	0	85	28	11	2	22	2
Tonk Valley	0	0	0	0	0	0	0	0	85	28	11	2	22	2
GRANBURY: First	2	10	16	5,510	10,000,000	574,800	2,826,657	0	15,416	5,036	2,009	450	4,046	392
Temple Hall	0	0	0	0	159,730	70,208	0	0	311	102	41	9	82	8
Holder's Chapel	0	0	1	50	308,000	47,336	0	0	678	222	88	20	178	17
Hudson Oaks: Light of the World *	0	0	0	0	282,759	64,492	87,850	0	0	0	0	0	0	0
Kopperl	0	0	0	0	250,000	100,540	0	0	693	226	90	20	182	18
Rio Vista	0	0	0	10	220,293	41,545	0	0	396	129	52	12	104	10
Millsap	0	0	7	42	437,200	51,931	0	0	452	148	59	13	119	11

WEATHERFORD DISTRICT	EDUCATION & MINISTRY								APPORTIONMENTS					
	WEEKDAY MINISTRIES				PROPERTY AND OTHER ASSETS		LIABILITIES		GENERAL CHURCH					
	Number of community ministries for daycare and/or education	Number of persons impacted by community ministries for daycare and education	Number of community ministries for outreach, justice, and mercy	Number of persons impacted by community ministries for outreach, justice, and mercy	Market value of church-owned land, buildings, and equipment (church and parsonage values combined)	Market value of all other church-owned assets	Debt secured by church physical assets	Other indebtedness	World Service (45.74% of Fund 9)	Ministerial Education Fund Paid	Black College Fund Paid	Africa University Paid	Episcopal Fund Paid	Interdenominational Cooperation Paid
Church/Charge	32	33	34	35	36	37	38	39	70.b	71.b	72.b	73.b	88.b	86.b
MINERAL WELLS: Central	0	0	0	0	399,280	0	0	0	1,187	388	155	35	312	30
Graford	0	0	0	0	275,000	0	0	0	268	88	35	8	70	7
First	0	0	3	2,800	2,591,200	114,652	36,037	0	4,847	1,583	632	141	1,272	123
Newcastle First	0	0	1	15	300,000	140,888	0	0	1,088	355	139	31	286	28
Jean	0	0	1	15	65,000	60,656	0	0	297	97	39	9	78	8
Olney First	0	0	1	25	2,958,855	71,000	0	0	3,871	1,265	505	113	1,016	98
Palo Pinto	0	0	0	0	310,000	21,030	0	0	311	102	41	9	82	8
Strawn	0	0	1	15	294,300	8,475	0	0	226	74	29	7	59	6
Poolville	3	127	11	449	313,223	0	34,419	562	1,017	332	133	30	267	26
Silver Creek	0	0	2	48	1,216,000	154,000	236,326	0	2,812	919	366	82	738	72
Springtown:First	4	67	13	600	1,082,400	194,507	25,147	0	2,939	960	383	86	771	75
Tolar	0	0	2	375	249,680	5,700	0	0	834	272	109	24	219	21
Waples	0	0	2	20	0	47,757	0	0	593	194	77	17	156	15
Walnut Springs Memorial	0	0	5	800	437,000	67,000	0	0	607	198	79	18	159	15
WEATHERFORD: Bethel	0	0	2	50	590,000	0	0	0	1,257	411	164	37	330	32
Calvary	0	0	2	84	611,000	53,823	0	0	918	300	120	27	242	23
Annetta	0	0	1	60	408,618	30,000	0	0	580	189	75	17	153	15
Couts Memorial	1	140	5	400	5,000,000	53,648	1,102,574	0	7,022	2,294	915	205	1,843	179
First	0	6	10	80	5,840,000	645,000	506,000	0	10,541	3,443	1,374	308	2,767	268
TOTAL	28	1,098	145	21,736	65,250,001	7,000,441	7,492,279	7,809	141,301	46,158	18,414	4,122	37,088	3,593
LAST YEAR	35	892	113	18,674	57,940,497	6,393,968	8,084,201	3,291	140,039	43,577	17,405	3,900	34,224	3,397
CHANGE	(7)	206	32	3,062	7,309,504	606,473	(591,922)	4,518	1,262	2,581	1,009	222	2,864	196

* Uncharted

WEATHERFORD DISTRICT	JURISDICTIONAL			CLERGY BENEFITS						ADMINISTRATION AND BENEVOLENCES				
	Mount Sequoyah Paid	Lydia Patterson Paid	SMU Campus Ministry Paid	Clergy Health Insurance Paid	Conference Claimants/CPP Paid	Retiree Health Benefits Paid	Equitable Compensation Paid	District Superintendent Paid	Other Clergy Benefits Paid	Property and Administration Paid	Conference Benevolences (54.26% of Fund 9)	Texas Methodist Colleges Paid	Wesley Foundations Paid	Glen Lake Camp Paid
Church/Charge	74.b	75.b	76.b	82.b	90.b	91.b	87.b	89.b	81.b	85.b	70.b	77.b	78.b	84.b
Acton	213	1,033	117	39,121	20,850	4,137	943	14,270	1,780	18,507	26,467	1,655	5,181	744
Aledo	126	553	69	23,190	12,360	2,452	559	8,459	1,055	10,971	15,689	981	3,071	441
Bethesda	23	99	12	4,162	2,218	440	100	1,518	189	1,969	2,816	176	551	79
Brock	25	112	14	4,683	2,496	495	113	1,708	213	2,215	3,168	198	620	89
Cedar Springs	1	5	1	198	106	21	5	72	9	94	134	8	26	4
CLEBURNE: First	112	491	61	20,564	10,960	2,175	496	7,501	936	9,728	13,913	870	2,724	391
St. Mark	39	172	21	7,210	3,843	762	174	2,630	328	3,411	4,878	305	955	137
Resurrection *	0	0	0	0	0	0	0	0	0	0	0	0	0	0
Wesley Memorial	9	59	5	1,734	924	183	42	633	79	820	1,173	73	230	33
Cresson	5	21	3	867	462	92	21	316	39	410	587	37	115	17
Glen Rose First	48	213	27	8,919	4,754	943	215	3,254	406	4,220	6,034	377	1,181	170
Godley	17	76	10	3,196	1,703	338	77	1,166	145	1,512	2,162	135	423	61
Gordon First	16	69	9	2,874	1,532	304	69	1,048	131	1,360	1,944	122	381	55
Santo	1	5	1	223	119	24	5	81	10	105	151	9	30	4
GRAHAM: First	139	610	76	25,568	13,627	2,704	616	9,327	1,163	12,096	17,299	1,082	3,386	487
Salem-Crestview	7	29	4	1,214	647	128	29	443	55	574	821	51	161	23
Murray	1	4	1	149	79	16	4	54	7	70	100	6	20	3
Tonk Valley	1	4	1	149	79	16	4	54	7	70	100	6	20	3
GRANBURY: First	147	645	81	27,030	14,406	2,858	652	9,860	1,231	12,788	18,287	1,143	3,580	514
Temple Hall	2	11	2	545	291	58	13	199	25	258	369	23	72	10
Holder's Chapel	6	28	4	1,189	634	125	29	434	54	563	805	50	158	23
Hudson Oaks: Light of the World *	0	0	0	0	0	0	0	0	0	0	0	0	0	0
Kopperl	7	29	4	1,214	647	128	29	443	55	574	821	51	161	23
Rio Vista	4	17	2	694	370	73	16	253	32	328	469	29	92	13
Millsap	4	19	2	793	423	84	19	289	36	375	537	34	105	15

CENTRAL TEXAS CONFERENCE STATISTICAL TABLES - 2010

WEATHERFORD DISTRICT	APPORTIONMENTS													
	JURISDICTIONAL			CLERGY BENEFITS						ADMINISTRATION AND BENEVOLENCES				
	Mount Sequoyah Paid	Lydia Patterson Paid	SMU Campus Ministry Paid	Clergy Health Insurance Paid	Conference Claimants/CPP Paid	Retiree Health Benefits Paid	Equitable Compensation Paid	District Superintendent Paid	Other Clergy Benefits Paid	Property and Administration Paid	Conference Benevolences (54.26% of Fund 9)	Texas Methodist Colleges Paid	Wesley Foundations Paid	Glen Lake Camp Paid
Church/Charge	74.b	75.b	76.b	82.b	90.b	91.b	87.b	89.b	81.b	85.b	70.b	77.b	78.b	84.b
MINERAL WELLS: Central	11	50	6	2,081	1,108	220	50	758	95	985	1,408	88	276	40
Graford	3	11	1	471	251	50	11	172	21	223	318	20	62	9
First	46	203	25	8,498	4,529	899	205	3,100	387	4,020	5,749	359	1,126	162
Newcastle First	10	46	6	1,908	1,017	202	46	696	87	903	1,291	81	253	36
Jean	3	12	2	520	277	55	13	190	24	246	352	22	69	10
Olney First	37	214	20	6,789	3,618	718	164	2,476	309	3,212	4,593	287	899	129
Palo Pinto	3	13	2	545	291	58	13	199	25	258	369	23	72	10
Strawn	2	9	1	396	211	42	10	145	18	188	268	17	53	8
Poolville	10	42	5	1,784	951	189	43	651	81	844	1,207	75	236	34
Silver Creek	27	118	13	4,930	2,628	521	119	1,798	224	2,332	3,336	209	653	94
Springtown:First	28	123	15	5,153	2,747	545	124	1,880	234	2,438	3,487	218	683	98
Tolar	8	35	2	1,462	779	155	35	533	67	692	989	62	194	28
Waples	6	25	3	1,041	555	110	25	380	47	492	704	44	138	20
Walnut Springs Memorial	6	25	3	1,065	568	113	26	389	48	504	721	47	141	20
WEATHERFORD: Bethel	12	53	7	2,205	1,175	233	53	804	100	1,043	1,492	93	292	42
Calvary	9	38	5	1,610	858	170	39	587	73	762	1,090	68	213	31
Annetta	6	24	3	1,016	541	107	24	371	46	481	687	43	135	19
Couts Memorial	67	294	37	12,313	6,563	1,302	297	4,492	560	5,825	8,331	521	1,631	234
First	100	441	55	18,483	9,851	1,955	446	6,742	841	8,744	12,505	782	2,445	352
TOTAL	1,347	6,080	738	247,756	132,048	26,200	5,973	90,375	11,272	117,210	167,621	10,480	32,814	4,715
LAST YEAR	1,285	5,760	704	212,521	126,000	22,497	5,700	85,307	8,830	120,707	166,121	17,671	34,701	9,499
CHANGE	62	320	34	35,235	6,048	3,703	273	5,068	2,442	(3,497)	1,500	(7,191)	(1,887)	(4,784)

* Uncharted

WEATHERFORD DISTRICT	DISTRICT			TOTALS AND PERCENT PAID			CONFERENCE				DISTRICT			
	District Work Fund Paid	District Missions Paid	Wesley Foundations Special Paid	Total amount APPORTIONED to the local church for all causes paid to AC Treasurer	Total amount PAID by the local church for all apportioned causes to AC Treasurer	Payout Percentage	Aldersgate Enrichment Center	Global Aids	Justice for Our Neighbors	United Centers	Central Texas Senior Ministry	Laura Edwards Community Center	Metro Board of Missions	Tarrant Area Community of Churches
Church/Charge	83.b	80.b	79.b	40.a	40.b	X	108	114	110	111	112	113	115	116
Acton	18,183	0	8,527	201,210	201,310	100	501	0	0	0	0	0	0	0
Aledo	10,781	0	5,054	119,274	119,274	100	490	803	373	490	0	0	0	0
Bethesda	1,939	0	907	21,408	21,408	100	88	144	67	88	0	0	0	0
Brock	2,176	0	1,021	24,084	24,084	100	332	162	75	99	0	0	0	0
Cedar Springs	91	0	43	1,019	1,019	100	4	7	3	4	0	0	0	0
CLEBURNE: First	9,557	0	4,482	105,766	105,766	100	49	0	0	88	0	0	0	0
St. Mark	3,351	0	1,571	37,082	37,082	100	152	250	116	152	0	0	0	0
Resurrection *	0	0	0	0	0	0	0	0	0	0	0	0	0	0
Wesley Memorial	808	0	378	8,920	8,938	100	37	60	28	37	0	0	0	0
Cresson	403	0	188	4,460	4,460	100	18	30	14	18	0	0	0	0
Glen Rose First	4,145	0	1,944	45,874	45,874	100	189	309	143	189	0	0	0	0
Godley	1,487	0	697	16,438	16,438	100	68	111	51	68	0	0	0	0
Gordon First	1,334	0	626	14,782	14,782	100	61	190	124	61	9	9	9	0
Santo	104	0	49	1,147	1,147	100	10	12	5	10	0	0	0	0
GRAHAM: First	11,885	0	5,573	131,507	131,507	100	0	0	0	0	0	0	0	0
Salem-Crestview	564	0	265	6,244	6,244	100	0	0	0	0	0	0	0	0
Murray	69	0	32	765	765	100	0	0	0	0	0	0	0	0
Tonk Valley	69	0	32	765	765	100	0	0	0	0	0	0	0	0
GRANBURY: First	12,563	0	5,891	139,025	139,025	100	572	936	434	572	0	0	0	0
Temple Hall	253	0	119	2,803	2,803	100	12	19	9	12	0	0	0	0
Holder's Chapel	553	0	259	6,117	6,117	100	0	0	0	0	0	0	0	0
Hudson Oaks: Light of the World *	0	0	0	0	0	0	0	0	0	0	0	0	0	0
Kopperl	564	0	265	6,244	6,244	100	26	42	20	26	0	0	0	0
Rio Vista	322	0	151	3,568	3,568	100	15	24	11	15	0	0	0	0
Millsap	368	0	173	4,078	4,078	100	17	27	13	17	0	0	0	0

WEATHERFORD DISTRICT	APPORTIONMENTS						ASKINGS AND FAIR SHARE GOALS							
	DISTRICT			TOTALS AND PERCENT PAID			CONFERENCE				DISTRICT			
	District Work Fund Paid	District Missions Paid	Wesley Foundations Special Paid	Total amount APPORTIONED to the local church for all causes paid to AC Treasurer	Total amount PAID by the local church for all apportioned causes to AC Treasurer	Payout Percentage	Aldersgate Enrichment Center	Global Aids	Justice for Our Neighbors	United Centers	Central Texas Senior Ministry	Laura Edwards Community Center	Metro Board of Missions	Tarrant Area Community of Churches
Church/Charge	83.b	80.b	79.b	40.a	40.b	X	108	114	110	111	112	113	115	116
MINERAL WELLS: Central	967	0	454	10,704	10,704	100	44	72	33	44	0	0	0	0
Graford	219	0	103	2,421	2,421	100	10	16	8	10	0	0	0	0
First	3,950	0	1,852	43,708	43,708	100	278	294	137	180	0	0	0	0
Newcastle First	887	0	416	9,812	9,812	100	40	66	31	40	0	0	0	0
Jean	240	0	113	2,676	2,676	100	11	18	8	11	0	0	0	0
Olney First	3,155	0	1,480	34,916	34,968	100	144	235	109	144	0	0	0	0
Palo Pinto	250	0	119	2,803	2,803	100	12	19	9	12	0	0	0	0
Strawn	184	0	86	2,039	2,039	100	8	14	6	8	0	0	0	0
Poolville	829	0	389	9,175	9,175	100	38	62	29	38	0	0	0	0
Silver Creek	2,292	0	1,075	25,358	25,358	100	103	172	89	59	34	0	0	0
Springtown:First	2,395	0	1,123	26,505	26,505	100	108	179	83	108	0	0	0	0
Tolar	679	0	319	7,518	7,518	100	0	0	0	0	0	0	0	0
Wapies	484	0	227	5,353	5,353	100	22	36	17	22	0	0	0	0
Wainut Springs Memoriai	495	0	232	5,479	5,479	100	23	37	17	23	0	0	0	0
WEATHERFORD: Bethel	1,025	0	481	11,341	11,341	100	67	0	0	0	0	0	0	0
Calvary	749	0	351	8,283	8,283	100	0	0	0	0	0	0	0	0
Annetta	472	0	221	5,225	5,225	100	21	35	0	21	16	0	0	0
Couts Memorial	5,723	0	2,684	63,332	63,332	100	260	427	198	260	0	0	0	0
First	8,591	0	4,028	95,062	95,062	100	391	640	297	391	0	0	0	0
TOTAL	115,155	0	54,000	1,274,290	1,274,460	100	4,221	5,448	2,557	3,317	59	9	9	0
LAST YEAR	119,468	0	53,879	1,233,991	1,233,192	100	5,545	977	4,669	36	25	20	20	2,606
CHANGE	(4,313)	0	121	40,299	41,268	(0)	(1,324)	4,471	(2,112)	3,281	34	(11)	(11)	(2,606)

* Uncharted

WEATHERFORD DISTRICT	SPECIAL DAY OFFERINGS													
	Annual Conference Offering (Restorative Justice Ministries)	Christian Education Sunday	Church Growth Special	Golden Cross Sunday	Human Relations Sunday	Methodist Children's Home Waco	Methodist Mission Home of San Antonio	Native American Ministries	One Great Hour of Sharing	Peace with Justice	Thanksliving Offering - Hunger (GBGM & Local Ministry Grants)	UM Student Day	Wesleyan Homes	World Communion
Church/Charge	102	99	124	100	117	105	104	120	118	119	103	122	106	121
Acton	789	100	0	0	188	450	100	257	1,387	55	1,567	100	20	497
Aledo	3,038	0	0	0	0	0	0	0	0	0	0	25	0	0
Bethesda	45	0	0	0	0	225	0	0	0	0	0	0	0	0
Brock	152	0	0	0	64	253	0	0	0	0	0	94	0	0
Cedar Springs	0	0	0	0	0	0	0	0	0	0	0	0	0	0
CLEBURNE: First	0	49	12,500	49	49	238	238	49	49	49	454	49	238	49
St. Mark	1,360	0	6,000	0	25	0	0	0	0	5	60	0	0	0
Resurrection *	0	0	0	0	0	0	0	0	0	0	0	0	0	0
Wesley Memorial	37	18	0	40	20	0	0	14	11	0	0	0	5	23
Cresson	0	0	0	0	0	0	0	0	0	0	0	0	0	0
Glen Rose First	0	39	0	39	39	0	39	39	39	39	0	39	39	39
Godley	0	0	0	0	0	295	0	0	0	0	0	162	0	0
Gordon First	274	0	0	68	0	50	0	117	63	0	0	6	0	0
Santo	0	0	0	0	0	100	0	0	0	0	50	25	0	0
GRAHAM: First	880	0	0	0	0	3,669	0	0	0	0	0	0	1,050	0
Salem-Crestview	0	0	0	0	0	0	0	0	0	0	0	0	0	0
Murray	0	0	0	0	0	0	0	0	0	0	0	0	0	0
Tonk Valley	0	0	0	0	0	0	0	0	0	0	0	0	0	0
GRANBURY: First	1,190	0	0	0	0	0	0	0	0	0	0	608	0	0
Temple Hall	0	0	0	20	0	100	20	0	20	0	20	0	20	0
Holder's Chapel	0	0	0	0	0	0	0	0	0	0	0	0	0	0
Hudson Oaks: Light of the World *	0	0	0	0	0	0	0	0	0	0	0	0	0	0
Kopperl	307	25	0	50	0	200	25	0	25	0	20	25	25	0
Rio Vista	0	0	0	0	0	0	0	0	0	0	0	0	0	0
Millsap	0	0	0	0	0	0	0	0	0	0	0	0	0	0

WEATHERFORD DISTRICT	BENEVOLENCES													
	SPECIAL DAY OFFERINGS													
	Annual Conference Offering (Restorative Justice Ministries)	Christian Education Sunday	Church Growth Special	Golden Cross Sunday	Human Relations Sunday	Methodist Children's Home Waco	Methodist Mission Home of San Antonio	Native American Ministries	One Great Hour of Sharing	Peace with Justice	Thanksliving Offering - Hunger (GBGM & Local Ministry Grants)	UM Student Day	Wesleyan Homes	World Communion
Church/Charge	102	99	124	100	117	105	104	120	118	119	103	122	106	121
MINERAL WELLS: Central	20	0	0	0	78	0	0	0	0	0	0	0	0	0
Graford	0	0	0	0	0	0	0	0	0	0	0	6	0	0
First	300	0	0	85	0	0	0	0	0	0	0	198	0	0
Newcastle First	0	0	0	0	0	0	0	0	0	0	0	0	0	0
Jean	0	0	0	50	0	25	25	0	0	0	50	25	0	0
Olney First	907	20	0	0	0	0	45	0	100	0	0	100	0	90
Palo Pinto	120	0	0	20	0	20	20	20	20	20	0	20	20	20
Strawn	35	0	0	0	0	0	0	0	100	0	0	0	0	0
Poolville	29	0	0	0	0	0	0	0	0	0	0	0	0	0
Silver Creek	0	0	0	0	0	0	0	0	0	0	0	0	0	0
Springtown:First	135	0	0	112	0	0	20	0	395	0	27	75	10	155
Tolar	50	0	0	0	16	0	0	51	44	43	0	0	0	0
Waples	0	0	0	53	0	25	0	0	0	0	0	0	0	0
Walnut Springs Memorial	0	0	0	0	0	0	0	0	0	0	0	0	0	0
WEATHERFORD: Bethel	95	0	0	33	0	70	50	10	0	0	0	0	50	0
Calvary	0	0	0	0	0	0	0	0	0	0	0	43	0	0
Annetta	714	0	0	0	0	0	0	0	100	0	0	0	0	0
Couts Memorial	37	0	0	0	0	0	0	0	0	0	0	0	0	0
First	1,803	0	0	50	0	0	0	0	0	0	1,608	0	0	0
TOTAL	12,317	251	18,500	669	479	5,720	582	557	2,353	211	3,856	1,600	1,477	873
LAST YEAR	1,794	343	NA	2,503	437	2,320	1,062	746	3,455	406	3,255	2,215	587	1,615
CHANGE	10,523	(92)	NA	(1,834)	42	3,400	(480)	(189)	(1,102)	(195)	601	(615)	890	(742)

* Uncharted

WEATHERFORD DISTRICT	OTHER BENEVOLENCES										STATISTICS USED TO FIGURE THE DECIMAL						
	Total amount of all other funds sent to AC Treasurer for connectional mission and ministry	Church Growth Shares	Conference Advance Specials	Direct Gifts to United Methodist causes (not sent to AC Treasurer)	General Advance Specials	Homes for Retired Ministers	Non-United Methodist benevolent and charitable causes	Offer Them Christ Capital Funds Campaign	World Service Specials	Youth Service Fund	Pension paid by local church to Board of Pensions	Total amount paid in base compensation to pastor	Total amount paid in base compensation to all associate pastors	Housing & utilities for pastor and associates	Other non-ARP cash allowances paid to pastor and associate(s)	Deacons compensation	Diaconal Ministers compensation
Church/Charge	46	65.5	45	48	42	101	49	92	43	44	51.a	53	54	55	57	58	59
Acton	550	1,310	501	27,246	17,811	0	39,355	0	0	0	44,545	52,869	52,175	62,986	13,600	153,836	0
Aledo	0	0	2,156	0	11,614	0	226,698	0	0	0	20,338	48,366	37,309	63,500	2,245	0	0
Bethesda	0	300	387	1,439	4,577	0	4,700	0	0	0	5,400	30,915	0	8,304	0	0	0
Brock	0	60	668	0	5,917	0	10,032	0	0	0	10,102	56,886	0	17,280	750	0	0
Cedar Springs	0	0	18	1,000	0	0	0	0	0	0	212	3,600	0	0	0	0	0
CLEBURNE: First	0	360	137	0	5,619	238	63,386	0	0	0	10,974	78,372	0	0	1,500	0	0
St. Mark	0	240	670	0	1,195	0	0	0	0	0	10,075	54,390	0	0	0	0	0
Resurrection *	0	0	0	0	0	0	0	0	0	0	0	0	0	0	0	0	0
Wesley Memorial	0	0	162	0	0	20	0	0	0	0	4,330	22,333	0	0	0	0	0
Cresson	0	0	80	0	0	0	0	0	0	0	4,315	24,339	0	0	0	0	0
Glen Rose First	18	2,025	830	2,600	3,881	39	0	18	0	0	9,196	53,716	0	5,200	0	0	0
Godley	0	0	298	3,788	88	0	0	0	0	0	9,399	48,703	0	0	0	0	0
Gordon First	0	300	463	3,568	737	0	0	0	0	0	6,259	25,092	0	4,386	0	0	0
Santo	0	120	37	500	50	0	0	0	0	0	0	3,986	0	0	0	0	0
GRAHAM: First	0	2,810	0	0	4,732	0	12,117	0	0	0	14,112	74,624	37,037	51,280	0	0	0
Salem-Crestview	0	0	0	0	240	0	0	0	0	0	0	18,876	0	0	0	0	0
Murray	0	0	0	0	0	0	0	0	0	0	0	2,574	0	0	0	0	0
Tonk Valley	0	0	0	0	0	0	0	0	0	0	0	3,884	0	0	0	0	0
GRANBURY: First	21	10	2,514	12,015	0	0	0	0	0	0	11,129	81,132	0	22,000	0	0	0
Temple Hall	20	0	52	0	40	20	0	0	0	0	0	4,900	0	0	0	0	0
Holder's Chapel	0	0	0	0	0	0	500	0	0	0	0	0	0	20,004	100	0	0
Hudson Oaks: Light of the World *	0	2	0	0	0	0	0	0	0	0	5,826	36,355	0	5,000	0	0	0
Kopperl	25	0	114	282	200	45	627	0	0	0	2,106	14,750	0	0	0	0	0
Rio Vista	0	0	65	0	0	0	2,581	0	0	0	304	10,400	0	0	0	0	0
Millsap	0	0	74	0	500	0	3,534	0	0	0	0	0	0	15,083	500	0	0

CENTRAL TEXAS CONFERENCE STATISTICAL TABLES - 2010

WEATHERFORD DISTRICT	BENEVOLENCES										LOCAL CHURCH EXPENDITURES						
	OTHER BENEVOLENCES										STATISTICS USED TO FIGURE THE DECIMAL						
	Total amount of all other funds sent to AC Treasurer for connectional mission and ministry	Church Growth Shares	Conference Advance Specials	Direct Gifts to United Methodist causes (not sent to AC Treasurer)	General Advance Specials	Homes for Retired Ministers	Non-United Methodist benevolent and charitable causes	Offer Them Christ Capital Funds Campaign	World Service Specials	Youth Service Fund	Pension paid by local church to Board of Pensions	Total amount paid in base compensation to pastor	Total amount paid in base compensation to all associate pastors	Housing & utilities for pastor and associates	Other non-ARP cash allowances paid to pastor and associate(s)	Deacons compensation	Diaconal Ministers compensation
Church/Charge	46	65.5	45	48	42	101	49	92	43	44	51.a	53	54	55	57	58	59
MINERAL WELLS: Central	0	90	193	555	0	0	1,057	0	0	0	0	14,750	0	5,500	4,400	0	0
Graford	0	60	44	0	0	0	100	0	0	0	0	2,400	0	0	0	0	0
First	0	180	889	2,744	40	0	23,250	0	0	0	9,229	39,204	0	6,665	3,650	0	0
Newcastle First	0	0	177	5,440	255	0	0	0	0	0	4,933	26,600	0	0	0	0	0
Jean	0	120	48	0	275	0	100	0	0	0	2,038	8,351	0	0	84	0	0
Olney First	0	840	632	2,151	4,852	20	3,938	0	0	0	12,672	49,683	13,520	0	926	0	0
Palo Pinto	0	0	52	0	140	20	0	0	0	0	0	7,200	0	0	0	0	0
Strawn	0	0	36	200	115	0	387	0	0	0	0	4,050	0	0	0	0	0
Poolville	0	240	167	0	720	0	6,260	0	0	0	2,680	14,413	0	10,525	0	0	0
Silver Creek	0	0	457	0	0	0	4,130	0	0	0	7,357	12,832	0	24,000	0	0	0
Springtown:First	0	0	478	2,100	1,885	0	2,175	0	0	0	8,630	40,500	0	4,495	0	0	0
Tolar	0	0	0	0	57	0	0	0	0	0	958	1,692	0	10,908	0	0	0
Waples	25	0	97	53	0	0	0	0	0	0	1,151	7,611	0	0	0	0	0
Walnut Springs Memorial	0	0	100	0	250	0	0	0	0	0	0	16,200	0	0	0	0	0
WEATHERFORD: Bethel	400	60	67	0	520	0	0	0	0	0	4,632	21,036	0	6,000	0	0	0
Calvary	0	0	0	0	0	0	0	0	0	0	2,386	18,688	0	5,400	0	0	0
Annetta	0	180	93	0	0	0	1,570	0	0	0	1,328	10,000	0	5,400	179	0	0
Couts Memorial	0	0	1,145	0	2,256	0	10,987	0	0	0	11,555	58,417	0	19,133	0	0	0
First	0	1,020	1,719	0	3,565	0	3,000	0	0	0	15,656	76,314	32,731	20,000	0	0	0
TOTAL	1,059	10,327	15,620	65,681	72,131	402	420,484	18	0	0	253,827	1,181,003	172,772	393,049	27,934	153,836	0
LAST YEAR	20,257	21,322	NA	49,941	28,975	1,416	231,074	3,278	0	0	223,686	1,139,886	148,159	390,263	43,199	194,716	0
CHANGE	(19,198)	(10,995)	NA	15,740	43,156	(1,014)	189,410	(3,260)	0	0	30,141	41,117	24,613	2,786	(15,265)	(40,880)	0

* Uncharted

WEATHERFORD DISTRICT	STATISTICS USED TO FIGURE THE DECIMAL			OTHER EXPENDITURES		CAPITAL EXPENDITURES		TOTAL PAID	GIVING UNITS	RECEIVED FOR ANNUAL BUDGET / SPENDING PLAN			
	All other church staff compensation	Programming expenses	Operating expenses	Total amount paid by the local church for all direct-billed clergy health benefits	ARP for pastor and associates	Total amount paid for principal and interest on indebtedness, loans, mortgages, etc.	Total amount paid on capital expenditures for building, improvements, and major equipment purchases	Total amount paid by the local church on all expenditures as reported at checkout.	Number of households giving to the local church	Total income for annual budget/spending plan	Amount received through pledges	Amount received from non-pledging, but identified givers	Amount received from unidentified givers
Church/Charge	60	61	62	52	56	63	64	65	66	67	67.a	67.b	67.c
Acton	398,417	79,419	280,726	27,453	15,964	150,224	128,211	1,752,708	337	1,363,932	854,999	380,908	61,237
Aledo	283,123	35,229	115,487	8,386	3,611	139,800	35,098	1,155,297	398	967,925	726,730	234,544	0
Bethesda	24,937	3,485	38,223	0	7,551	0	122,064	273,660	61	171,350	0	155,163	16,187
Brock	42,722	7,350	24,810	3,600	3,500	0	51,147	259,411	69	176,848	0	143,097	5,626
Cedar Springs	0	198	1,677	0	0	0	2,640	10,364	12	14,067	0	8,734	1,801
CLEBURNE: First	327,219	49,115	96,405	0	14,390	7,247	19,281	793,709	481	717,762	489,627	216,983	8,612
St. Mark	71,846	12,189	69,481	0	0	0	5,635	270,013	116	271,903	205,001	23,415	5,924
Resurrection *	0	0	0	0	0	0	0	0	0	0	0	0	0
Wesley Memorial	11,010	551	9,094	0	0	0	0	56,606	35	40,581	0	29,671	1,456
Cresson	4,320	2,324	12,796	2,683	1,200	0	0	56,517	30	59,341	0	59,341	0
Glen Rose First	98,548	8,317	57,368	4,008	8,000	31,377	13,648	343,010	202	381,169	280,281	62,590	9,314
Godley	18,760	3,775	15,830	0	3,000	0	0	120,536	0	111,272	0	111,272	0
Gordon First	0	6,438	10,394	9,840	6,600	0	792	89,929	42	113,958	0	92,975	12,000
Santo	0	130	986	0	945	0	0	7,956	6	12,765	0	12,765	0
GRAHAM: First	311,424	62,738	118,516	11,415	10,937	0	19,924	865,962	618	1,034,980	855,517	178,416	0
Salem-Crestview	0	500	12,325	0	0	0	0	38,185	0	35,210	0	23,363	0
Murray	0	0	1,356	0	100	0	385	5,180	0	6,363	0	6,358	0
Tonk Valley	0	0	0	0	0	0	0	4,649	0	3,191	0	3,191	0
GRANBURY: First	426,700	86,196	168,454	9,840	2,000	335,103	0	1,297,927	436	1,328,113	0	1,296,215	19,310
Temple Hall	0	3,281	7,257	0	0	0	0	18,573	0	30,703	0	0	29,672
Holder's Chapel	2,005	1,661	7,329	0	0	0	9	37,725	0	27,076	25,645	0	0
Hudson Oaks: Light of the World *	0	6,772	66,013	8,200	0	8,546	0	0					
Kopperl	4,146	949	13,033	0	0	0	0	43,223	20	40,142	0	39,992	0
Rio Vista	1,710	1,090	7,386	0	0	0	9,659	36,763	0	34,760	0	0	25,208
Millsap	1,795	1,153	8,547	0	0	0	2,225	37,489	0	35,059	34,816	0	0

WEATHERFORD DISTRICT	LOCAL CHURCH EXPENDITURES							GRAND TOTAL PAID	RECEIPTS				
	STATISTICS USED TO FIGURE THE DECIMAL			OTHER EXPENDITURES		CAPITAL EXPENDITURES			GIVING UNITS	RECEIVED FOR ANNUAL BUDGET / SPENDING PLAN			
	All other church staff compensation	Programming expenses	Operating expenses	Total amount paid by the local church for all direct-billed clergy health benefits	ARP for pastor and associates	Total amount paid for principal and interest on indebtedness, loans, mortgages, etc.	Total amount paid on capital expenditures for building, improvements, and major equipment purchases	Total amount paid by the local church on all expenditures as reported at checkout.	Number of households giving to the local church	Total income for annual budget/spending plan	Amount received through pledges	Amount received from non-pledging, but identified givers	Amount received from unidentified givers
Church/Charge	60	61	62	52	56	63	64	65	66	67	67.a	67.b	67.c
MINERAL WELLS: Central	0	1,756	16,236	0	1,500	0	14,135	70,884	35	88,133	0	62,050	24,301
Graford	0	281	4,995	0	0	0	0	10,247	14	15,098	0	0	15,098
First	82,212	11,236	77,697	8,246	4,200	4,181	22,694	340,428	179	291,633	153,750	56,975	6,226
Newcastle First	0	7,075	13,457	3,243	3,851	0	4,445	79,288	18	68,934	0	55,148	13,786
Jean	0	1,493	3,917	327	0	0	0	19,484	15	18,744	0	14,881	3,720
Olney First	32,393	11,930	40,588	4,452	5,267	0	6,328	225,582	93	222,815	0	216,373	137
Palo Pinto	0	346	9,314	0	0	0	0	20,175	22	20,265	0	0	16,508
Strawn	0	96	8,437	0	0	0	0	15,495	11	13,757	0	0	12,829
Poolville	9,868	854	6,063	1,692	0	9,677	956	73,079	65	56,523	40,791	10,340	557
Silver Creek	33,552	14,627	19,939	4,452	12,000	11,838	23,056	193,598	116	176,277	111,009	59,895	4,950
Springtown:First	40,690	9,616	46,032	3,564	3,900	2,760	400	194,659	117	174,690	139,981	29,853	3,847
Tolar	2,778	862	16,113	0	400	0	37,229	78,719	28	44,808	0	38,786	5,784
Waples	3,080	644	7,290	0	0	0	0	25,382	17	46,764	0	46,696	0
Walnut Springs Memorial	0	2,357	4,364	0	0	0	0	28,750	12	31,200	0	22,775	0
WEATHERFORD: Bethel	7,845	3,431	20,921	3,564	0	0	0	80,065	30	80,089	0	69,564	4,545
Calvary	0	693	3,859	4,920	0	0	1,000	45,272	13	60,028	0	55,478	4,400
Annetta	0	1,740	8,041	2,050	0	24,808	2,600	63,848	24	59,348	0	50,447	1,791
Couts Memorial	129,380	16,323	95,210	11,496	11,863	105,486	34,714	571,334	226	531,592	0	462,899	6,897
First	216,636	31,851	111,840	0	5,636	33,660	63,766	714,897	141	663,586	625,868	9,112	14,853
TOTAL	2,587,116	490,071	1,657,806	133,431	126,415	864,707	622,041	10,426,578	4,039	9,642,754	4,544,015	4,340,265	336,576
LAST YEAR	2,505,482	514,964	1,631,969	193,551	121,789	862,908	923,874	10,518,537	4,268	9,614,177	4,665,537	4,341,216	348,620
CHANGE	81,634	(24,893)	25,837	(60,120)	4,626	1,799	(301,833)	(91,959)	(229)	28,577	(121,522)	(951)	(12,044)

* Uncharted

WEATHERFORD DISTRICT	RECEIVED FOR ANNUAL BUDGET/SPENDING PLAN				RECEIVED FOR CAPITAL CAMPAIGNS AND OTHER DESIGNATED SPECIAL PROJECTS					CONFERENCES, GEN CHURCH AND/OR OTHER INSTITUTIONAL SOURCES			
	Amount received from interest and dividends	Amount received from sale of church assets	Amount received through building use fees, contribution, and rentals	Amount received through fundraisers and other sources	Total income for designated causes including capital campaign and other special projects	Capital campaigns	Memorials, endowments, and bequests	Other sources and projects	Amount received for Special Sundays, General Advance Specials, World Service Specials, Conference Advance Specials, and other forms of directed benevolent (charitable) giving	Total income from connectional and other institutional sources outside the local church	Equitable Compensation Funds received by Church or Pastor	Advance Special, apportioned, and connectional funds received by church	Other grants and financial support from institutional sources
Church/Charge	67.d	67.e	67.f	67.g	68	68.a	68.b	68.c	68.d	69	69.a	69.b	69.c
Acton	3,172	0	5,944	57,672	85,129	40,658	12,010	0	32,461	0	0	0	0
Aledo	81	0	6,570	0	35,352	0	3,723	31,629	0	0	0	0	0
Bethesda	0	0	0	0	60,000	0	40,000	20,000	0	0	0	0	0
Brock	327	0	0	27,798	58,335	0	700	48,586	9,049	0	0	0	0
Cedar Springs	3,532	0	0	0	0	0	0	0	0	0	0	0	0
CLEBURNE: First	0	0	1,965	575	21,589	0	2,190	0	19,399	18,100	0	0	18,100
St. Mark	2,594	0	21,255	13,714	11,842	0	11,842	0	0	3,500	0	0	3,500
Resurrection *	0	0	0	0	0	0	0	0	0	0	0	0	0
Wesley Memorial	83	0	0	9,371	334	0	109	0	225	0	0	0	0
Cresson	0	0	0	0	0	0	0	0	0	0	0	0	0
Glen Rose First	350	0	1,000	27,634	106,630	102,302	0	0	4,328	0	0	0	0
Godley	0	0	0	0	0	0	0	0	0	0	0	0	0
Gordon First	1,883	0	0	7,100	7,092	0	1,190	0	5,902	0	0	0	0
Santo	0	0	0	0	1,274	0	0	0	1,274	0	0	0	0
GRAHAM: First	1,047	0	0	0	57,461	55,608	0	0	1,853	0	0	0	0
Salem-Crestview	0	0	100	11,747	0	0	0	0	0	0	0	0	0
Murray	5	0	0	0	0	0	0	0	0	0	0	0	0
Tonk Valley	0	0	0	0	0	0	0	0	0	0	0	0	0
GRANBURY: First	8,153	0	4,435	0	80,379	0	3,314	77,065	0	0	0	0	0
Temple Hall	1,031	0	0	0	0	0	0	0	0	0	0	0	0
Holder's Chapel	1,431	0	0	0	0	0	0	0	0	0	0	0	0
Hudson Oaks: Light of the World *													
Kopperl	0	0	150	0	545	0	545	0	0	0	0	0	0
Rio Vista	34	0	1,375	8,143	0	0	0	0	0	0	0	0	0
Millsap	243	0	0	0	0	0	0	0	0	0	0	0	0

WEATHERFORD DISTRICT	RECEIPTS												
	RECEIVED FOR ANNUAL BUDGET/SPENDING PLAN				RECEIVED FOR CAPITAL CAMPAIGNS AND OTHER DESIGNATED SPECIAL PROJECTS					RECEIVED FROM DISTRICTS, CONFERENCES, GEN CHURCH AND/OR OTHER INSTITUTIONAL SOURCES			
	Amount received from interest and dividends	Amount received from sale of church assets	Amount received through building use fees, contribution, and rentals	Amount received through fundraisers and other sources	Total income for designated causes including capital campaign and other special projects	Capital campaigns	Memorials, endowments, and bequests	Other sources and projects	Amount received for Special Sundays, General Advance Specials, World Service Specials, Conference Advance Specials, and other forms of directed benevolent (charitable) giving	Total income from connectional and other institutional sources outside the local church	Equitable Compensation Funds received by Church or Pastor	Advance Special, apportioned, and connectional funds received by church	Other grants and financial support from institutional sources
Church/Charge	67.d	67.e	67.f	67.g	68	68.a	68.b	68.c	68.d	69	69.a	69.b	69.c
MINERAL WELLS: Central	0	0	275	1,507	2,073	0	1,975	0	98	0	0	0	0
Graford	0	0	0	0	0	0	0	0	0	0	0	0	0
First	14,233	0	130	60,319	54,007	0	22,356	31,030	621	0	0	0	0
Newcastle First	0	0	0	0	6,335	0	6,335	0	0	0	0	0	0
Jean	143	0	0	0	2,742	0	2,595	0	147	0	0	0	0
Olney First	100	0	3,300	2,905	8,628	0	343	0	8,285	0	0	0	0
Palo Pinto	0	0	3,000	757	0	0	0	0	0	0	0	0	0
Strawn	0	0	0	928	84	0	84	0	0	0	0	0	0
Poolville	27	0	35	4,773	504	0	500	0	4	4,725	4,725	0	0
Silver Creek	73	0	350	0	40,277	11,932	865	27,480	0	0	0	0	0
Springtown:First	164	0	845	0	26,786	0	4,620	13,768	8,398	0	0	0	0
Tolar	118	0	120	0	12,597	12,000	0	0	597	0	0	0	0
Waples	68	0	0	0	35	0	35	0	0	0	0	0	0
Wainut Springs Memorial	351	0	0	8,074	0	0	0	0	0	0	0	0	0
WEATHERFORD: Bethel	0	0	0	5,980	2,409	100	1,395	0	914	0	0	0	0
Calvary	150	0	0	0	0	0	0	0	0	0	0	0	0
Annetta	10	0	7,100	0	3,514	2,600	200	0	714	0	0	0	0
Couts Memorial	468	0	10,090	51,238	69,671	42,105	1,690	23,583	2,293	0	0	0	0
First	7,078	0	4,675	2,000	18,600	0	600	0	18,000	0	0	0	0
TOTAL	46,949	0	72,714	302,235	774,224	267,305	119,216	273,141	114,562	26,325	4,725	0	21,600
LAST YEAR	42,196	0	43,703	172,905	1,301,950	488,370	358,911	376,878	77,791	50,935	735	0	50,200
CHANGE	4,753	0	29,011	129,330	(527,726)	(221,065)	(239,695)	(103,737)	36,771	(24,610)	3,990	0	(28,600)

* Uncharted

TOTAL CONFERENCE	Total professing Members at Close of last year	GAINS AND LOSSES											Total professing members reported at the close of this year	ETHNIC DIVERSITY				
		Received on Profession of Christian Faith	Restored by Affirmation	Correct previous year's reporting errors of total professing membership numbers by addition	Received from Other United Methodist Churches	Received from Other Denominations	Removed or Corrected by Charge Conference Action	Withdrawn from professing membership	Correct previous year's reporting errors of total professing membership numbers by subtraction	Removed by Transfer to Other United Methodist Churches	Removed by Transfer to Other Denominations	Removed by Death		Asian	African American/Black	Hispanic	Native American	Pacific Islander
Church/Charge	1	2.a	2.b	2.c	3	4	5.a	5.b	5.c	6	7	8	9	9.a	9.b	9.c	9.d	9.e
BROWNWDDD	10,007.0	66.0	9.0	9.0	95.0	63.0	99.0	19.0	15.0	34.0	14.0	138.0	9,930.0	11.0	40.0	78.0	2.0	8.0
FORT WORTH	33,729.0	374.0	30.0	22.0	450.0	248.0	483.0	84.0	101.0	252.0	123.0	252.0	33,558.0	97.0	1,108.0	499.0	17.0	29.0
MID-CITIES	47,618.0	548.0	29.0	160.0	699.0	546.0	159.0	102.0	157.0	346.0	68.0	276.0	48,492.0	139.0	1,199.0	559.0	37.0	355.0
TEMPLE	24,667.0	383.0	13.0	153.0	370.0	333.0	248.0	110.0	274.0	187.0	73.0	149.0	24,878.0	448.0	664.0	377.0	24.0	25.0
WACO	16,588.0	153.0	6.0	3.0	142.0	166.0	77.0	37.0	127.0	89.0	43.0	195.0	16,490.0	88.0	1,201.0	192.0	9.0	4.0
WAXAHACHIE	17,802.0	296.0	17.0	1.0	311.0	258.0	11.0	23.0	79.0	159.0	30.0	144.0	18,239.0	62.0	191.0	316.0	18.0	13.0
WEATHERFORD	14,508.0	187.0	16.0	0.0	226.0	170.0	44.0	31.0	111.0	100.0	74.0	154.0	14,593.0	28.0	22.0	117.0	7.0	5.0
TOTAL	164,919.0	2,007.0	120.0	348.0	2,293.0	1,784.0	1,121.0	406.0	864.0	1,167.0	425.0	1,308.0	166,180.0	873.0	4,425.0	2,138.0	114.0	439.0
LAST YEAR	163,835.0	2,099.0	138.0	277.0	2,299.0	1,838.0	1,175.0	555.0	758.0	1,252.0	412.0	1,415.0	164,919.0	843.0	4,404.0	1,945.0	115.0	439.0
CHANGE	1,084.0	(92.0)	(18.0)	71.0	(6.0)	(54.0)	(54.0)	(149.0)	106.0	(85.0)	13.0	(107.0)	1,261.0	30.0	21.0	193.0	(1.0)	0.0

* Uncharted

CENTRAL TEXAS CONFERENCE STATISTICAL TABLES - 2010

TOTAL CONFERENCE	CHURCH MEMBERSHIP									EDUCATION & MINISTRY					
	ETHNIC DIVERSITY		GENDER		Worship	Baptisms		Other		CHRISTIAN FORMATION GROUPS: CHURCH SCHOOL AND OTHER SMALL GROUP MINISTRIES					
	White	Multi-Racial	Female	Male	Average attendance at principal weekly worship service	Number of persons baptized this year (all ages)	Total baptized members who have not become professing members	Number of other constituents of the church	Total enrolled in confirmation classes this year	Number of Children (0-11 yrs.) in Christian groups and all other small groups	Number of Youth (12-18 yrs.) in Christian groups and all other small groups	Number of Young Adults (19-30 yrs.) in Christian groups and all other small groups	Number of Other Adults (31 + yrs.) in Christian groups and all other small groups	TOTAL number of persons in Christian groups and all other small groups (15+16+17+18)	Average attendance in Church School (all ages)
Church/Charge	9.f	9.g	9.h	9.i	10	11	12	13	14	15	16	17	18	19	20
BROWNWOOD	9,703.0	88.0	5,665.0	4,265.0	4,270.0	54.0	231.0	917.0	47.0	553.0	353.0	145.0	1,164.0	2,215.0	1,054.0
FORT WORTH	31,716.0	92.0	17,490.0	16,068.0	7,700.0	291.0	2,616.0	3,044.0	182.0	2,387.0	1,250.0	547.0	6,038.0	10,222.0	3,549.0
MID-CITIES	46,093.0	110.0	26,690.0	21,802.0	13,277.0	431.0	6,280.0	6,291.0	374.0	4,527.0	3,085.0	831.0	9,172.0	17,615.0	7,003.0
TEMPLE	22,477.0	863.0	13,656.0	11,222.0	6,297.0	309.0	1,704.0	3,643.0	213.0	3,005.0	1,673.0	465.0	4,066.0	9,209.0	3,169.0
WACO	14,966.0	30.0	9,382.0	7,108.0	4,829.0	154.0	696.0	90,248.0	120.0	2,033.0	645.0	395.0	2,408.0	5,481.0	2,301.0
WAXAHACHIE	17,541.0	98.0	10,139.0	8,100.0	5,809.0	230.0	1,802.0	2,584.0	138.0	3,117.0	1,034.0	269.0	3,242.0	7,662.0	2,717.0
WEATHERFORD	14,408.0	6.0	7,844.0	6,749.0	4,738.0	156.0	820.0	2,630.0	128.0	1,373.0	768.0	378.0	2,866.0	5,385.0	2,520.0
TOTAL	156,904.0	1,287.0	90,866.0	75,314.0	46,920.0	1,625.0	14,149.0	109,357.0	1,202.0	16,995.0	8,808.0	3,030.0	28,956.0	57,789.0	22,313.0
LAST YEAR	155,999.0	1,174.0	90,493.0	74,426.0	46,156.0	1,671.0	14,948.0	22,848.0	1,259.0	15,575.0	8,884.0	3,021.0	26,372.0	53,852.0	22,005.0
CHANGE	905.0	113.0	373.0	888.0	764.0	(46.0)	(799.0)	86,509.0	(57.0)	1,420.0	(76.0)	9.0	2,584.0	3,937.0	308.0

* Uncharted

TOTAL CONFERENCE	CHRISTIAN FORMATION GROUPS: CHURCH SCHOOL AND OTHER SMALL GROUP MINISTRIES					UNITED METHODIST MEN		UNITED METHODIST WOMEN		VOLUNTEERS IN MISSION			
	Number of persons (all ages) in covenant discipleship groups	Number of participants in Vacation Bible School	Number of ongoing CLASSE (all ages) for learning in Sunday church school	Number of ongoing CLASSES for learning (all ages) other than Sunday church school	Number of short-term CLASSES and GROUPS (all eges) for learning	Membership in United Methodist Men	Amount Paid for UMM projects	Membership in United Methodist Women	Amount paid for UMW projects	Number of UMVIM teams sent from this local church	Number of church members participating in any UMVIM team	Number of other mission teams sent from this local church	Number of persons sent out on other mission teams from this local church
Church/Charge	21	22	23	24	25	26	27	28	29	30.a	30.b	31.a	31.b
BROWNWOOD	108.0	1,290.0	147.0	99.0	59.0	222.0	7,684.0	294.0	13,258.0	6.0	48.0	30.0	121.0
FORT WORTH	1,427.0	3,184.0	326.0	202.0	223.0	597.0	33,722.0	1,157.0	62,235.0	13.0	133.0	72.0	1,038.0
MID-CITIES	1,378.0	4,873.0	620.0	611.0	337.0	710.0	42,469.0	1,260.0	46,627.0	43.0	603.0	93.0	2,366.0
TEMPLE	888.0	4,111.0	305.0	245.0	217.0	583.0	51,407.0	1,333.0	50,111.0	23.0	1,625.0	66.0	747.0
WACO	850.0	2,329.0	230.0	169.0	121.0	227.0	17,487.0	560.0	20,942.0	5.0	58.0	15.0	161.0
WAXAHACHIE	418.0	3,219.0	302.0	220.0	167.0	147.0	20,524.0	508.0	32,905.0	16.0	310.0	54.0	592.0
WEATHERFORD	555.0	1,933.0	230.0	134.0	93.0	398.0	16,671.0	547.0	20,141.0	16.0	261.0	50.0	696.0
TOTAL	5,624.0	20,939.0	2,160.0	1,680.0	1,217.0	2,884.0	189,964.0	5,659.0	246,219.0	122.0	3,038.0	380.0	5,721.0
LAST YEAR	4,620.0	18,815.0	2,133.0	1,498.0	1,476.0	2,861.0	144,296.0	5,812.0	242,233.0	136.0	2,106.0	305.0	4,985.0
CHANGE	1,004.0	2,124.0	27.0	182.0	(259.0)	23.0	45,668.0	(153.0)	3,986.0	(14.0)	932.0	75.0	736.0

* Uncharted

TOTAL CONFERENCE	EDUCATION & MINISTRY								APPORTIONMENTS					
	WEEKDAY MINISTRIES				PROPERTY AND OTHER ASSETS		LIABILITIES		GENERAL CHURCH					
	Number of community ministries for daycare and/or education	Number of persons impacted by community ministries for daycare and education	Number of community ministries for outreach, justice, and mercy	Number of persons impacted by community ministries for outreach, justice, and mercy	Market value of church-owned land, buildings, and equipment (church and parsonage values combined)	Market value of all other church-owned assets	Debt secured by church physical assets	Other indebtedness	World Service (45.74% of Fund 9)	Ministerial Education Fund Paid	Black College Fund Paid	Africa University Paid	Episcopal Fund Paid	Interdenominational Cooperation Paid
Church/Charge	32	33	34	35	36	37	38	39	70.b	71.b	72.b	73.b	88.b	86.b
BROWNWOOD	23.0	578.0	99.0	7,444.0	53,227,101.0	4,679,170.0	1,344,821.0	33,993.0	60,347.0	19,481.0	7,721.0	1,792.0	15,900.0	1,559.0
FORT WORTH	52.0	1,871.0	167.0	83,532.0	##########	10,021,765.0	##########	116,117.0	228,401.0	68,905.0	29,484.0	6,766.0	65,567.0	5,995.0
MID-CITIES	55.0	2,725.0	216.0	38,106.0	##########	12,990,843.0	##########	61,946.0	367,458.0	120,053.0	47,964.0	10,843.0	103,517.0	9,685.0
TEMPLE	53.0	1,924.0	176.0	32,416.0	##########	7,513,911.0	##########	43,682.0	192,228.0	62,823.0	25,063.0	5,609.0	50,670.0	4,889.0
WACO	23.0	1,207.0	122.0	15,119.0	74,520,184.0	6,181,953.0	8,199,332.0	220,422.0	115,078.0	35,775.0	14,569.0	3,534.0	29,565.0	3,135.0
WAXAHACHIE	30.0	1,254.0	144.0	13,940.0	##########	7,945,252.0	##########	34,107.0	130,459.0	41,270.0	16,945.0	3,968.0	36,348.0	3,455.0
WEATHERFORD	28.0	1,098.0	145.0	21,736.0	65,250,001.0	7,000,441.0	7,492,279.0	7,809.0	141,301.0	46,158.0	18,414.0	4,122.0	37,088.0	3,593.0
TOTAL	264.0	10,657.0	1,069.0	212,293.0	##########	56,333,335.0	##########	518,076.0	#########	394,465.0	160,160.0	36,634.0	338,655.0	32,311.0
LAST YEAR	267.0	9,915.0	837.0	211,036.0	##########	49,587,834.0	##########	321,509.0	#########	393,906.0	168,779.2	37,953.2	338,201.4	33,113.2
CHANGE	(3.0)	742.0	232.0	1,257.0	44,802,489.0	6,745,501.0	3,232,992.0	196,567.0	(70,326.0)	559.0	(8,619.2)	(1,319.2)	453.6	(802.2)

* Uncharted

TOTAL CONFERENCE	JURISDICTIONAL			CLERGY BENEFITS						ADMINISTRATION AND BENEVOLENCES				
	Mount Sequoyah Paid	Lydia Patterson Paid	SMU Campus Ministry Paid	Clergy Health Insurance Paid	Conference Claimants/CPP Paid	Retiree Health Benefits Paid	Equitable Compensation Paid	District Superintendent Paid	Other Clergy Benefits Paid	Property and Administration Paid	Conference Benevolences (54.26% of Fund 9)	Texas Methodist Colleges Paid	Wesley Foundations Paid	Glen Lake Camp Paid
Church/Charge	74.b	75.b	76.b	82.b	90.b	91.b	87.b	89.b	81.b	85.b	70.b	77.b	78.b	84.b
BROWNWOOD	586.0	2,985.0	322.0	121,488.0	56,637.0	11,212.0	2,872.0	43,405.0	5,539.0	56,210.0	71,582.0	5,172.0	15,949.0	2,328.0
FORT WORTH	2,295.0	9,732.0	1,259.0	405,982.0	218,617.0	43,881.0	10,351.0	158,260.0	19,851.0	165,783.0	270,945.0	16,270.0	47,248.0	8,097.0
MID-CITIES	3,601.0	16,343.0	1,975.0	672,572.0	358,039.0	71,340.0	16,130.0	247,201.0	30,664.0	304,190.0	435,900.0	29,288.0	89,022.0	12,657.0
TEMPLE	1,834.0	8,152.0	1,005.0	337,249.0	179,226.0	35,659.0	8,187.0	123,761.0	15,343.0	159,182.0	228,029.0	14,264.0	44,715.0	6,419.0
WACO	1,164.0	5,175.0	648.0	197,351.0	104,018.0	22,649.0	5,232.0	71,732.0	9,716.0	91,775.0	136,513.0	9,046.0	25,982.0	4,131.0
WAXAHACHIE	1,381.0	5,856.0	761.0	245,975.0	131,391.0	26,053.0	6,149.0	87,331.0	11,568.0	105,375.0	154,764.0	10,069.0	31,281.0	4,824.0
WEATHERFORD	1,347.0	6,080.0	738.0	247,756.0	132,048.0	26,200.0	5,973.0	90,375.0	11,272.0	117,210.0	167,621.0	10,480.0	32,814.0	4,715.0
TOTAL	12,208.0	54,323.0	6,708.0	##########	##########	236,994.0	54,894.0	822,065.0	103,953.0	999,725.0	#########	94,589.0	287,011.0	43,171.0
LAST YEAR	12,326.0	55,030.0	6,803.0	##########	##########	213,622.0	55,280.0	821,314.5	83,783.0	1,105,345.6	#########	162,515.0	321,716.0	90,401.0
CHANGE	(118.0)	(707.0)	(95.0)	260,866.6	(9,417.5)	23,372.0	(386.0)	750.5	20,170.0	(105,620.6)	(83,440.1)	(67,926.0)	(34,705.0)	(47,230.0)

* Uncharted

CENTRAL TEXAS CONFERENCE STATISTICAL TABLES - 2010

TOTAL CONFERENCE	APPORTIONMENTS						ASKINGS AND FAIR SHARE GOALS							
	DISTRICT			TOTALS AND PERCENT PAID			CONFERENCE				DISTRICT			
	District Work Fund Paid	District Missions Paid	Wesley Foundations Special Paid	Total amount APPORTIONED to the local church for all causes paid to AC Treasurer	Total amount PAID by the local church for all apportioned causes to AC Treasurer	Payout Percentage	Adderegale Enrichment Center	Global Aids	Justice for Our Neighbors	United Centers	Central Texas Senior Ministry	Laura Edwards Community Center	Metro Board of Missions	Tarrant Area Community of Churches
Church/Charge	83.b	80.b	79.b	40.a	40.b	X	108	114	110	111	112	113	115	116
BROWNWOOD	95,814.0	0.0	20,456.0	676,927.0	619,357.0	92.0	3,929.0	3,018.0	1,416.0	1,849.0	0.0	0.0	0.0	2.0
FORT WORTH	141,631.0	0.0	21,728.0	2,318,441.0	1,947,048.0	84.0	10,613.0	9,600.0	4,474.0	3,058.0	0.0	254.0	27,487.0	50.0
MID-CITIES	137,128.0	0.0	15,089.0	3,261,940.0	3,100,659.0	95.1	7,868.0	10,351.0	23,045.0	7,394.0	100.0	239.0	52,610.0	575.0
TEMPLE	112,181.0	0.0	0.0	1,627,281.0	1,616,488.0	100.0	4,953.0	2,442.0	2,202.0	1,394.0	54.0	0.0	0.0	320.0
WACO	87,942.0	14,073.0	15,680.0	1,109,705.0	1,004,483.0	90.8	3,927.0	4,298.0	1,964.0	2,669.0	5,172.0	11,563.0	0.0	0.0
WAXAHACHIE	91,665.0	698.0	33,858.0	1,285,028.0	1,181,444.0	91.9	4,741.0	6,594.0	3,316.0	4,136.0	28.0	36.0	36.0	36.0
WEATHERFORD	115,155.0	0.0	54,000.0	1,274,290.0	1,274,460.0	100.0	4,221.0	5,448.0	2,557.0	3,317.0	59.0	9.0	9.0	0.0
TOTAL	781,516.0	14,771.0	160,811.0	##########	##########	93.1	40,252.0	41,751.0	38,974.0	23,817.0	5,413.0	12,101.0	80,142.0	983.0
LAST YEAR	796,811.5	40,430.0	161,400.0	##########	##########	94.1	44,802.0	2,694.0	29,439.0	24,134.0	5,274.0	7,564.0	93,945.0	8,517.0
CHANGE	(15,295.5)	(25,659.0)	(589.0)	(82,961.0)	(166,083.7)	(0.9)	(4,550.0)	39,057.0	9,535.0	(317.0)	139.0	4,537.0	(13,803.0)	(7,534.0)

* Uncharted

TOTAL CONFERENCE	SPECIAL DAY OFFERINGS													
	Annual Conference Offering (Restorative Justice Ministries)	Christian Education Sunday	Church Growth Special	Golden Cross Sunday	Human Relations Sunday	Methodist Children's Home Waco	Methodist Mission Home of San Antonio	Native American Ministries	One Great Hour of Sharing	Peace with Justice	Thanksliving Offering - Hunger (GBGM & Local Ministry Grants)	UM Student Day	Wesleyan Homes	World Communion
Church/Charge	102	99	124	100	117	105	104	120	118	119	103	122	106	121
BROWNWOOD	9,445.0	309.0	0.0	387.0	691.0	1,706.0	686.0	574.0	945.0	348.0	1,976.0	898.0	824.0	503.0
FORT WORTH	12,017.0	186.0	0.0	214.0	367.0	4,301.0	3,441.0	401.0	1,279.0	366.0	121.0	2,155.0	3,458.0	588.0
MID-CITIES	31,299.0	1,137.0	6,456.0	1,149.0	767.0	3,817.0	1,653.0	2,241.0	2,124.0	719.0	1,984.0	2,814.0	1,169.0	1,413.0
TEMPLE	12,536.0	447.0	0.0	251.0	623.0	7,086.0	2,473.0	867.0	2,896.0	674.0	2,582.0	2,018.0	742.0	535.0
WACO	8,348.0	173.0	0.0	308.0	490.0	1,377.0	680.0	341.0	1,700.0	211.0	1,471.0	913.0	493.0	222.0
WAXAHACHIE	6,613.0	199.0	0.0	808.0	1,028.0	3,156.0	538.0	429.0	1,873.0	669.0	1,177.0	2,027.0	507.0	870.0
WEATHERFORD	12,317.0	251.0	18,500.0	669.0	479.0	5,720.0	582.0	557.0	2,353.0	211.0	3,856.0	1,600.0	1,477.0	873.0
TOTAL	92,575.0	2,702.0	24,956.0	3,786.0	4,445.0	27,163.0	10,053.0	5,410.0	13,170.0	3,198.0	13,167.0	12,425.0	8,670.0	5,004.0
LAST YEAR	14,267.0	2,662.0	NA	8,982.0	4,754.0	50,275.0	14,379.0	5,232.0	16,873.0	4,048.0	17,951.0	13,066.0	10,760.0	7,298.0
CHANGE	78,308.0	40.0	NA	(5,196.0)	(309.0)	(23,112.0)	(4,326.0)	178.0	(3,703.0)	(850.0)	(4,784.0)	(641.0)	(2,090.0)	(2,294.0)

* Uncharted

CENTRAL TEXAS CONFERENCE STATISTICAL TABLES - 2010

TOTAL CONFERENCE	BENEVOLENCES										LOCAL CHURCH EXPENDITURES						
	OTHER BENEVOLENCES										STATISTICS USED TO FIGURE THE DECIMAL						
	Total amount of all other funds sent to AC Treasurer for connectional mission and ministry	Church Growth Shares	Conference Advance Specials	Direct Gifts to United Methodist causes (not sent to AC Treasurer)	General Advance Specials	Homes for Retired Ministers	Non-United Methodist benevolent and charitable causes	Offer Them Christ Capital Funds Campaign	World Service Specials	Youth Service Fund	Pension paid by local church to Board of Pensions	Total amount paid in base compensation to pastor	Total amount paid in base compensation to all associate pastors	Housing & utilities for pastor and associates	Other non-ARP cash allowances paid to pastor and associate(s)	Deacons compensation	Diaconal Ministers compensation
Church/Charge	46	65.5	45	48	42	101	49	92	43	44	51.a	53	54	55	57	58	59
BROWNWOOD	956.0	6,374.0	10,064.0	16,737.0	33,462.0	247.0	64,248.0	281.0	0.0	0.0	161,834.0	828,063.0	0.0	137,642.0	24,948.0	0.0	0.0
FORT WORTH	16,248.0	6,276.0	56,241.0	341,073.0	83,487.0	232.0	459,513.0	0.0	0.0	0.0	403,709.0	1,594,547.0	557,848.0	795,434.0	28,079.0	273,920.0	0.0
MID-CITIES	2,360.0	16,990.0	100,888.0	79,020.0	160,635.0	1,089.0	672,037.0	0.0	0.0	35.0	588,340.0	2,070,349.0	928,661.0	888,520.0	15,266.0	697,230.0	0.0
TEMPLE	6,794.0	15,148.0	11,365.0	90,010.0	77,957.0	531.0	279,303.0	0.0	0.0	73.0	331,916.0	1,654,354.0	327,115.0	497,039.0	27,693.0	0.0	0.0
WACO	173.0	7,718.0	29,593.0	48,715.0	49,991.0	308.0	113,922.0	0.0	0.0	0.0	233,069.0	1,460,796.0	113,161.0	242,790.0	24,447.0	50,440.0	5,862.0
WAXAHACHIE	32,674.0	8,888.0	18,955.0	##########	42,677.0	394.0	249,134.0	0.0	0.0	0.0	241,550.0	1,150,762.0	122,509.0	322,551.0	57,674.0	53,527.0	0.0
WEATHERFORD	1,059.0	10,327.0	15,620.0	65,681.0	72,131.0	402.0	420,484.0	18.0	0.0	0.0	253,827.0	1,181,003.0	172,772.0	393,049.0	27,934.0	153,836.0	0.0
TOTAL	60,264.0	71,721.0	242,726.0	##########	520,340.0	3,203.0	##########	299.0	0.0	108.0	2,214,245.0	9,939,874.0	2,222,066.0	3,277,025.0	206,041.0	##########	5,862.0
LAST YEAR	85,003.0	160,308.0	NA	806,643.0	248,258.0	4,477.0	##########	8,942.0	0.0	207.0	1,888,845.0	9,762,789.0	2,307,803.0	3,233,283.0	413,357.0	##########	6,450.0
CHANGE	(24,739.0)	(88,587.0)	NA	925,839.0	272,082.0	(1,274.0)	76,118.0	(8,643.0)	0.0	(99.0)	325,400.0	177,085.0	(85,737.0)	43,742.0	(207,316.0)	80,651.0	(588.0)

* Uncharted

TOTAL CONFERENCE	STATISTICS USED TO FIGURE THE DECIMAL			OTHER EXPENDITURES		CAPITAL EXPENDITURES		TOTAL PAID	GIVING UNITS	RECEIVED FOR ANNUAL BUDGET / SPENDING PLAN			
	All other church staff compensation	Programming expenses	Operating expenses	Total amount paid by the local church for all direct-billed clergy health benefits	ARP for pastor and associates	Total amount paid for principal and interest on indebtedness, loans, mortgages, etc.	Total amount paid on capital expenditures for building, improvements, and major equipment purchases	Total amount paid by the local church on all expenditures as reported at checkout.	Number of households giving to the local church	Total income for annual budget/spending plan	Amount received through pledges	Amount received from non-pledging, but identified givers	Amount received from unidentified givers
Church/Charge	60	61	62	52	56	63	64	65	66	67	67.a	67.b	67.c
BROWNWOOD	973,963.0	229,480.0	922,510.0	138,736.0	98,512.0	97,156.0	264,682.0	4,646,098.0	2,131.0	4,635,583.0	1,339,907.0	2,754,682.0	203,244.0
FORT WORTH	4,971,265.0	1,298,360.0	3,291,180.0	257,199.0	160,265.0	1,082,382.0	6,398,900.0	23,981,623.0	8,743.0	##########	##########	5,536,549.0	288,108.0
MID-CITIES	8,054,745.0	1,573,755.0	4,700,474.0	327,988.0	193,485.0	2,980,521.0	1,082,500.0	28,281,949.0	13,003.0	##########	##########	7,737,195.0	466,641.0
TEMPLE	3,764,551.0	723,795.0	2,252,090.0	206,878.0	138,385.0	2,663,768.0	5,504,326.0	20,193,238.0	6,771.0	##########	7,263,226.0	5,652,117.0	391,172.0
WACO	1,668,885.0	368,179.0	1,526,325.0	152,596.0	70,034.0	755,164.0	358,187.0	8,272,864.0	3,851.0	8,191,987.0	3,690,110.0	3,764,108.0	198,553.0
WAXAHACHIE	2,872,012.0	507,941.0	1,802,126.0	187,436.0	131,311.0	1,238,461.0	544,660.0	11,882,312.0	5,042.0	##########	5,411,268.0	4,295,238.0	342,017.0
WEATHERFORD	2,587,116.0	490,071.0	1,657,806.0	133,431.0	126,415.0	864,707.0	622,041.0	10,426,578.0	4,039.0	9,642,754.0	4,544,015.0	4,340,265.0	336,576.0
TOTAL	24,892,537.0	5,191,581.0	16,152,511.0	1,404,264.0	918,407.0	9,682,159.0	14,775,296.0	##########	43,580.0	##########	##########	##########	2,226,311.0
LAST YEAR	24,004,058.0	5,130,109.0	16,184,932.0	1,566,925.0	937,363.0	10,814,301.0	11,187,035.0	##########	41,411.0	##########	##########	##########	2,638,623.0
CHANGE	888,479.0	61,472.0	(32,421.0)	(162,661.0)	(18,956.0)	(1,132,142.0)	3,588,261.0	4,305,810.0	2,169.0	##########	(340,008.0)	##########	(412,312.0)

* Uncharted

TOTAL CONFERENCE	RECEIPTS												
	RECEIVED FOR ANNUAL BUDGET/SPENDING PLAN				RECEIVED FOR CAPITAL CAMPAIGNS AND OTHER DESIGNATED SPECIAL PROJECTS					RECEIVED FROM DISTRICTS, CONFERENCES, GEN CHURCH AND/OR OTHER INSTITUTIONAL SOURCES			
	Amount received from interest and dividends	Amount received from sale of church assets	Amount received through building use fees, contribution, and rentals	Amount received through fundraisers and other sources	Total income for designated causes including capital campaign and other special projects	Capital campaigns	Memorials, endowments, and bequests	Other sources and projects	Amount received for Special Sundays, General Advance Specials, World Service Specials, Conference Advance Specials, and other forms of directed benevolent (charitable) giving	Total income from connectional and other institutional sources outside the local church	Equitable Compensation Funds received by Church or Pastor	Advance Special, apportioned, and connectional funds received by church	Other grants and financial support from institutional sources
Church/Charge	67.d	67.e	67.f	67.g	68	68.a	68.b	68.c	68.d	69	69.a	69.b	69.c
BROWNWOOD	39,776.0	109,691.0	33,441.0	154,842.0	664,959.0	194,041.0	162,496.0	272,389.0	36,033.0	9,309.0	6,309.0	3,000.0	0.0
FORT WORTH	23,002.0	92,626.0	521,637.0	809,478.0	##########	##########	2,053,463.0	1,299,413.0	731,977.0	204,921.0	6,694.0	32,800.0	165,427.0
MID-CITIES	76,482.0	21,550.0	331,961.0	876,016.0	##########	##########	307,215.0	3,372,006.0	194,211.0	37,400.0	6,500.0	0.0	30,900.0
TEMPLE	37,713.0	1,598,651.0	141,581.0	411,567.0	##########	##########	242,200.0	1,658,345.0	167,568.0	145,492.0	0.0	0.0	145,492.0
WACO	85,723.0	912.0	275,279.0	177,302.0	782,559.0	360,365.0	168,798.0	189,436.0	63,950.0	9,480.0	0.0	0.0	9,480.0
WAXAHACHIE	36,766.0	15,000.0	81,407.0	382,434.0	##########	607,892.0	1,402,629.0	576,067.0	139,019.0	170,922.0	1,400.0	13,626.0	155,896.0
WEATHERFORD	46,949.0	0.0	72,714.0	302,235.0	774,224.0	267,305.0	119,216.0	273,141.0	114,562.0	26,325.0	4,725.0	0.0	21,600.0
TOTAL	346,411.0	1,838,430.0	##########	##########	##########	##########	4,456,017.0	7,640,797.0	1,447,330.0	603,849.0	25,628.0	49,426.0	528,795.0
LAST YEAR	585,238.0	545,401.0	##########	##########	##########	##########	3,524,576.0	3,808,590.0	642,704.0	540,281.0	35,260.0	3,450.0	501,571.0
CHANGE	(238,827.0)	1,293,029.0	(30,911.0)	(561,045.0)	##########	(120,728.0)	931,441.0	3,832,207.0	804,626.0	63,568.0	(9,632.0)	45,976.0	27,224.0

* Uncharted

CORRECTIONS

This *Journal*, compiled within a very limited period of time, and from many different sources, cannot be free of errors. Your assistance in detecting these errors and reporting them to the Conference Secretary will be appreciated. Note any errors along with the correction and page number on the form below and mail to Conference Secretary, Rev. Randy Wild, 464 Bailey Avenue, Fort Worth, TX 76107 or email the information to harvey@ctcumc.org.

On page _____ of the Journal, line _____ which reads: _____

_____

should be corrected to read: _____

_____

TO CORRECT PASTORAL RECORD SECTION

Correction(s) needed:

Comments:



TEXAS METHODIST FOUNDATION

Sowing seeds for ministry in the Central Texas Conference

IN 2010, THE TEXAS METHODIST FOUNDATION PROVIDED:

- $59.8 million in loans to Central Texas Conference churches which were supported by $21.4 million invested in the Methodist Loan Fund by churches and agencies also within the conference;
- More than $75,000 in grant funds to ministries in the Central Texas Conference;
- Over $200,000 in endowment distributions to Central Texas Conference ministries.

The result: ministries blossomed and lives were transformed.

11709 BOULDER LANE, AUSTIN TX 78726 ■ WWW.TMF-FDN.ORG ■ 800/933-5502

Index

A

Advance Specials 2011/2012, 187
Agenda Committee, 247
Appointments, 137
  Beyond The Local Church, 156
  Central District, 137
  Extension Ministries, 155
  East District, 137
  Leave Of Absence, 158
  New Church Start District, 145
  North District, 146
  South District, 150
  West District, 149
Archives And History, 248
    Commission On, 15

B

Board Of Laity, 271
    Members, 14
Board Of Ordained Ministry, 262
    Members, 18
Board Of Trustees, 301
    Members, 21
Boards, Councils, Teams, Commissions, Committes, 12
Budget 2012, 159
Business Of The Annual Conference, 101
  Part I Organization And General Business, 101
  Part II Pertaining To Ordained Ministers And Local Pastors, 113
  Part III Certification In Specialized And Certified Lay Ministry, 130
  Part IV Diaconal Ministers, 131
  Part V Appointments And Concluding Business, 132

C

Cafeteria Plan, 297
Campus Ministers, 214
Candler School Of Theology, 216
Central Texas Methodist Foundation, 196
    Members, 22
Central Texas Methodist Foundation Task Force, 197
Children's Ministry, 180
Church And Society, 184
Church Growth And Development, 251
Church Location And Building District Board, 13
Connectional Table, 15
Core Leadership Team, 12
Council On Finance And Administration, 161
    Members, 17
Counseling, 260
CTCYM, 171

D

Daily Proceedings-Annual Conference, 84
    Called Session, 84
    Regular Session, 86
Death Benefits, 286
Disability Concerns, 186
Disaster Response, 187
District Committee on Ministry, 20
District Office Address Information, 9

E

Education And The Advance, 187
Episcopacy, 263
    Committee On, 16
    Committee/Episcopal Residence, 16
Equitable Compensation, 264
    Commission On, 16
Ethnic Local Church Concerns, 182
Evangelism, 214

F

Financial Statements, 356

G

General Conference Delegates, 11

Glen Lake Camp And Retreat Center, 172
Board Of Directors, 22
Global Aids Fund Task Force, 185
Global Ministries, 213
Global Mission Partners/5 Star Program, 194
Guiding Principles and Best Practices, 325

H

Health And Welfare, 194
Health and Wellness Task Force, 195
Healthflex Premiums, 288
Historical Register, 324
Homes For Retired Ministers, 270
Board Of Trustees, 23
Huston-Tillotson University, 218

I

Inclusiveness
Chalperson, 15

J

Jurisdictional Conference Delegates, 11

L

Lay Speaking Ministries, 274
District Chairs, 14
Lydia Patterson Institute, 278

M

Memoirs, 311
Mental Health Concerns, 209
Methodist Children's Home, 203
Commissioners, 23
Methodist Mission Home, 205
Mileage Reimbursement, 164
Misson Ministries Directors' Reports, 166
Morris Walker Scholarship Award, 272
Mount Sequoyah, 280
Moving Expenses, 267

N

National United Methodist Campers, 183
Nominations and Leadership Team
Committee On, 12
Nurture Council, 174

O

Officers Of Institutions Relating To The Conference, 10
Officers Of The Annual Conference, 9
Older Adult Ministry, 180

P

Parsonage Standards, 269, 339
Pastoral Records, 343
Pensions And Health Benefits, 281
Board, 20
Perkins School Of Theology, 227
Personnel Committee, 298
Policies and Procedures, 332

R

Refugee And Immigration Ministries, 210
Reports, 159
Resolutions For Approval Of UM Historical Site Marker, 251
Resolution For Discontinuance Of Pleasant Hill UMC, 309
Resolution For Discontinuance Of Resurrection UMC, 310
Resolution For Discontinuance Of Topsey UMC, 308
Resolution To Enact the Council of Bishop' Call to Hope and Action, 306
Resolution To Support The Teaching Of More Than Evolution Science, 307
Resolution Relating To Rental Housing Allowance, 296
Restorative Justice, 185
Roll Of Deceased Ministerial Members,318
Roll Of The Conference, 26

S

Saint Paul School Of Theology, 225
Sexual Ethics Policy, 239
Singles Ministry, 181
Small Membership/Rural Ministries, 211
South Central Jurisdiction, 246
Southern Methodist University, 230
Southwestern University, 232
Special Day Offerings, 162
Spiritual Life, 177
Statistical Report, 385
Student Leadership Team, 176
Members, 21

T

Task Force On Hunger, 209
Texas Health Resources, 200
Texas Methodist Foundation, 299
Texas United Methodist College
Association, 241
Texas Wesleyan University, 243
Trustees Of Conference Related
Institutions, 23

U

UMVIM, 212
United Methodist Men, 277
United Methodist Women, 275
Urban Ministries, 211

V

Vacation Policy, 269, 342

W

Walk To Emmaus, 178
Wesleyan Homes, 207
Witness Council, 214

Resident Bishop
Mike Lowry
464 Bailey Avenue
Ft. Worth, TX 76107
817-877-5222 or 800-460-8622
FAX 817-332-4609
Pattie Wood, Executive Secretary

Conference Service Center
464 Bailey Avenue
Ft. Worth, TX 76107
817-877-5222 or 800-460-8622
FAX 817-338-4541
http://ctcumc.org/

Center for Evangelism & Church Growth
Gary Lindley, Executive Director
Jeff Jones, Director of Operations
Leanne Johnston, Youth and Young Adult Specialist
Amy Banta, Center Support

Center for Leadership
Georgia Adamson, Assistant to the Bishop/ Executive Director
Susan Briles, Center Administrator
Vance Morton, Director of Communications/IT
Calvin Scott, Conference Archivist & IT

Center for Mission Support
Randy Wild, Executive Director
Nancy Schusler, Center Administrator/ Supt. of Homes for Retired Ministers
David Stinson, Comptroller/Treasurer
Dawne Phillips, Director of Missions
Kyland Dobbins, Coord.- Mission Experience
Shawn-Marie Riley, Benefits Administrator
MaDora Ratliff, Center Support
Donna Piper, Financial Assistant
Stephanie Mejia and Allysum Power, Hospitality Staff

Board of Ordained Ministry
Kathy Ezell, Adm. Asst.
464 Bailey Avenue
Fort Worth, TX 76107
682-235-1037, FAX 817-338-4541
E-mail: kathyezell@ctcumc.org

Central Texas Methodist Foundation
Patricia Sprayberry-Hall, President
3215 West 4th Street
Fort Worth, TX 76107
817-332-1394, 800-333-4096
FAX 817-332-2369
E-mail: ctmf@ctmf.org

Texas Methodist Foundation
Henry Radde, Field Staff Rep.
464 Bailey Avenue
Fort Worth, TX 76107
817-336-0477, FAX 817-336-0478

Texas Wesleyan University
Frederick S. Slabach, President
1201 Wesleyan
Fort Worth, TX 76105
817/531-4444, FAX 817/531-4425
www.txwes.edu

Central District
Don Scott, District Superintendent
Physical Address:
1512 Lake Air Suite #112, Waco, TX 76710
Mailing Address:
PO Box 20755, Waco, TX 76702
254-776-8740, FAX 866-563-2008
centraldistrict@ctcumc.org
Cathy Moore, District Administrator

East District
Bob Holloway, District Superintendent
6815 Manhattan Blvd, Suite 112,
Ft. Worth, TX 76120-1204
817-451-7796, FAX 877-678-3750
eastdistrict@ctcumc.org
Clara Downey, District Administrator

North District
Ginger Bassford, District Superintendent
Physical Address:
1421 Sloan St, Weatherford, TX 76086
Mailing Address:
PO Box 67, Weatherford, TX 76086
817-599-9541, 888-423-5378
FAX 817-599-9547
northdistrict@ctcumc.org
Shelia Bybee, District Administrator

South District
Rankin Koch, District Superintendent
Physical Address:
102 North 2nd Street, Temple, TX 76501
Mailing Address:
P.O. Box 1997, Temple, TX, 76503-1997
254-773-2481, FAX 254-773-4163
southdistrict@ctcumc.org
Amy Robbins, District Administrator

West District –
Carol Woods, District Superintendent
Physical Address:
422 W. Washington, Stephenville, TX 76401
Mailing Address:
PO Box 2570, Stephenville, TX 76401
254-965-2594, FAX 254-965-3317
westdistrict@ctcumc.org
Carolyn Jamar, District Administrator

Glen Lake Camp and Retreat Center
Kay Hawkins, Executive Director
PO Box 928
Glen Rose, TX 76043
254-897-2247
FAX 254-897-2423
www.glenlake.org

Cokesbury Book Store
6333 Camp Bowie, Suite 207
Fort Worth, TX 76116
817/763-9560, 866/784-5674
E-mail: fortworth@cokesbury.com
www.cokesbury.com

INFOSERVE: http://www.umc.org
UM COMMUNICATIONS: http://www.umc.org
UMC GENERAL CHURCH: http://www.umc.org